



THE STATE  
of **ALASKA**  
GOVERNOR MIKE DUNLEAVY

Department of Labor and  
Workforce Development

ADMINISTRATIVE SERVICES  
Management Services

PO Box 111149  
Juneau, Alaska 99811  
Main: 907.465.5980  
Fax: 907-465-2107

January 30, 2023

Phát Châu, Cost Accountant/Negotiator  
OSPE/OASAM/Division of Cost & Price Determination  
Strategy & Administration Office  
U.S. Department of Labor  
200 Constitution Avenue, N.W., Room S-1510  
Washington, DC 20210

Dear Mr. Chau,

Enclosed is the FY2023 Indirect Cost Proposal for the Alaska Department of Labor and Workforce Development. Changes to this plan include:

- We are using FY2019 SWCAP report as the FY21 SWCAP report is not yet available. Costs are reflected in Schedule VII-A for the Statewide Indirect Cost Rate.
- Adding Appendix B2-2 for unbilled indirect cost from FY21. Costs are reflected in Schedules VII-B, VIII-B and IX-B.

If there are additional information needed, please feel free to contact Rachel Paguio, Finance Officer, Administrative Services Division, at (907) 465-6529.

Sincerely,

DocuSigned by:

A blue ink signature of Dan DeBartolo.

343355284B4141C...

Dan DeBartolo  
Director

Enclosures

cc: Rachel Paguio, Finance Officer, Administrative Services, DOLWD

**Alaska Department of Labor  
and  
Workforce Development**

**FY2023 Indirect Cost Proposal**

**For Fiscal Year Ending June 30, 2023**

**State of Alaska  
Department of Labor and Workforce Development  
Division of Administrative Services**

---

## TABLE OF CONTENTS

<b>Section I.</b>	<b>Introduction .....</b>	<b>4</b>
<b>Section II.</b>	<b>Certificate of Indirect Costs .....</b>	<b>8</b>
<b>Section III.</b>	<b>Organization Overview .....</b>	<b>10</b>
<b>Section IV.</b>	<b>Cost Policy .....</b>	<b>26</b>
<b>Section V.</b>	<b>Financial Information .....</b>	<b>31</b>
<b>Section VI.</b>	<b>Classification of Costs.....</b>	<b>35</b>
<b>Section VII.</b>	<b>FY2023 Department-Wide Fixed Indirect Cost Rate .....</b>	<b>83</b>
<b>Section VIII.</b>	<b>FY2023 Vocational Rehabilitation Division Fixed Indirect Cost Rate .....</b>	<b>88</b>
<b>Section IX.</b>	<b>FY2023 Employment and Training Services Division Fixed Indirect Cost Rate .....</b>	<b>93</b>
<b>Section X.</b>	<b>Allocated Costs.....</b>	<b>97</b>
<b>Appendix A: FY2023 Organizational Charts</b>		
<b>Appendix B1: Chart of Accounts</b>		
<b>Appendix B2: Financial Reports</b>		
<b>Appendix C: FY2021 and FY2023 Leases</b>		
<b>Appendix D: FY2021 Legislative Audit Unbilled</b>		
<b>Appendix E: FY2021 Administrative Systems (IRIS/ALDER) Unbilled</b>		
<b>Appendix F: FY2019 Statewide Cost Allocation Plan Agreement</b>		
<b>Appendix G: FY2021 Tax Collection Activity</b>		
<b>Appendix H: FY2021 Unemployment Insurance Penalties and Interest Activity</b>		
<b>Appendix I: Income Eligibility Verification System</b>		
<b>Appendix J: Trend Analysis, FY2022 and FY2023</b>		

***SECTION I***  
***INTRODUCTION***

---

---

---

## INTRODUCTION

This document comprises the indirect cost rate proposal (hereby known as the proposal) for the Alaska Department of Labor and Workforce Development (hereby known as the department) for the department's fiscal year beginning July 1, 2022 and ending June 30, 2023 (FY2023). The proposal has been developed to support the approval of a FY2023 department-wide fixed indirect cost rate, FY2023 Vocational Rehabilitation division fixed indirect cost rate, and FY2023 Employment and Training Services division fixed indirect cost rate by the U.S. Department of Labor (USDOL). The department's federal cognizant agency is USDOL.

The proposal has been prepared in accordance with U.S. Office of Management and Budget (OMB) Circular 2 CFR 200 Subpart E, "Cost Principles," which establishes principles and procedures for the allowability and recovery of both direct and indirect costs on federally funded programs. Financial and supporting information required by OMB Circular 2 CFR 200 Appendix VII and USDOL to be included in an indirect cost rate proposal have been included in this submission. The information is presented in the following proposal sections and appendices:

- ❑ **Section II: Certificate of Indirect Costs** - Certificate signed by an authorized department official certifying the proposal has been prepared in accordance with applicable policies and procedures of OMB Circular 2 CFR 200 Subpart E.
- ❑ **Section III: Organization Overview** - Description of the responsibilities, services and funding of the department's divisions and programs.
- ❑ **Section IV: Cost Policy** - Statements on the department's cost policies and descriptions of procedures and methods used to assign costs to benefiting programs and funding sources.
- ❑ **Section V: Financial Information** - Schedules providing the department's actual expenditures for the fiscal year ended June 30, 2020 (FY2021) and budgeted expenditures and funding for FY2023.
- ❑ **Section VI: Classification of Costs** - Schedules providing the department's classification of costs as either direct or indirect and supporting schedules for costs classified as indirect costs.
- ❑ **Section VII: FY2023 Department-Wide Fixed Indirect Cost Rate** - Schedules providing the calculation of the FY2023 department-wide fixed indirect cost rate.
- ❑ **Section VIII: FY2023 Vocational Rehabilitation Division Fixed Indirect Cost Rate** - Schedules providing the calculation of the FY2023 Vocational Rehabilitation Division fixed indirect cost rate.
- ❑ **Section IX: FY2023 Employment and Training Services Division Fixed Indirect Cost Rate** - Schedules providing the calculation of the FY2023 Employment and Training Services Division fixed indirect cost rate.

- 
- ❑ **Section X: Allocated Costs** - Description of the methodology and bases utilized to allocate costs benefiting more than one program.
  - ❑ **Appendix A: FY2023 Organizational Charts** - Department organization charts for FY2023.
  - ❑ **Appendix B1: Chart of Accounts** - Department chart of accounts structures for FY2021 and FY2023.
  - ❑ **Appendix B2: Financial Reports** - Department FY2021 operating and capital appropriation expenditures report; FY2021 Comprehensive Annual Financial Report Letter of Transmittal; FY2021 State of Alaska Single Audit Report, Section V Schedule of Expenditures of Federal Awards; and FY2021 employee timesheets on direct and indirect charging.
  - ❑ **Appendix C: FY2021 and FY2023 Leases** - FY2021 actual and FY2023 budgeted lease costs that show state paid versus component costs by lease that have been claimed as indirect costs.
  - ❑ **Appendix D: FY2021 Legislative Audit** - Memorandum billing for State of Alaska FY2021 Single Audit Services that have been claimed as indirect costs.
  - ❑ **Appendix E: FY2021 Administrative Systems (IRIS/ALDER) Unbilled** - FY2021 unbilled IRIS FIN (procurement and financial system), IRIS HRM (payroll system) and ALDER (data warehouse) usage by the Department of Administration, Division of Finance that has been claimed as indirect costs.
  - ❑ **Appendix F: FY2019 Statewide Cost Allocation Plan (SWCAP) Agreement** – State of Alaska FY2019 SWCAP agreement identifying the statewide FY2019 fixed indirect costs. Section I identified Unbilled Costs. FY2021 SWCAP is not yet available.
  - ❑ **Appendix G: FY2021 Tax Collection Activity** - Description of the department’s tax collection activity, and certification of compliance with ETA TEGL No. 06-05.
  - ❑ **Appendix H: FY2021 Unemployment Insurance Penalties and Interest Activity** - Description of the department’s unemployment insurance penalties and interest activity, and certification of compliance with ETA TEGL 15-09.
  - ❑ **Appendix I: Income Eligibility Verification System** - Description of the department’s income eligibility verification system.
  - ❑ **Appendix J: Trend Analysis, FY2022 and FY2023** - Trend analysis of projected department overhead with variances.

***SECTION II***  
***CERTIFICATE OF INDIRECT COSTS***

---

---

---


**STATE OF ALASKA**  
**DEPARTMENT OF LABOR AND WORKFORCE DEVELOPMENT**  
**CERTIFICATE OF INDIRECT COSTS**

This is to certify that I have reviewed the indirect cost rate proposal submitted herewith and to the best of my knowledge and belief:

- 1) All costs included in this proposal to establish fixed indirect costs rates for FY2023 are allowable in accordance with the requirements of the Federal award(s) to which they apply and OMB Circular 2 CFR 200 Subpart E, "Cost Principles." Unallowable costs have been adjusted for in allocating costs as indicated in the cost allocation plan.
  
- 2) All costs included in this proposal are properly allocable to Federal awards on the basis of a beneficial or causal relationship between the expenses incurred and the agreements to which they are allocated in accordance with the applicable requirements. Further, the same costs that have been treated as indirect costs have not been claimed as direct costs. Similar types of costs have been accounted for consistently and the Federal government will be notified of any accounting changes that would affect the predetermined rate.

I declare that the foregoing is true and correct.

Governmental Unit: State of Alaska, Department of Labor and Workforce Development

Signature:   
343355284B4141C...

Name of Official: Dan DeBartolo

Title: Administrative Services Division Director

Date of Execution: 1/31/2023



***SECTION III***  
***ORGANIZATION OVERVIEW***

---

---

---

## ORGANIZATION OVERVIEW

In FY2023, the department consists of the Office of the Commissioner, the Alaska Workforce Investment Board, the Alaska Labor Relations Agency and six divisions: Administrative Services, Workers' Compensation, Labor Standards and Safety, Employment and Training Services, Vocational Rehabilitation and the Alaska Vocational Technical Center. Each division consists of components which are described below.

FY2021 actual expenditures and FY2023 budgeted expenditures and funding information for each component is provided in Section V of the proposal, and FY2023 organization charts are provided in Appendix A of the proposal.

### Office of the Commissioner

The mission of the Office of the Commissioner is to provide support and policy direction to divisions within the department. The Office of the Commissioner is responsible for ensuring coordination and accomplishment of the department's mission and responsibilities. The Commissioner and Deputy Commissioners provide policy direction and management oversight of all department activities. Strong direction from the Office of the Commissioner is critical to the success of the services provided by the department.

#### Funding Sources:

1004: General Fund Receipts

1007: Inter-Agency Receipts

### Alaska Workforce Investment Board

The Workforce Investment Board (WIB) component provides staff support to the Alaska Workforce Investment Board, which contributes to the department's mission as the lead State of Alaska planning and coordinating entity for state and federal workforce development programs.

#### Funding Sources:

1002: Federal Receipts

- CFDA 17.258 - WIOA Adult Program
- CFDA 17.259 - WIOA Youth Activities
- CFDA 17.268 - H-1B Job Training Grants - American Apprenticeship Initiative Project
- CFDA 17.278 - WIOA Dislocated Worker Formula Grants

- CFDA 17.285 - Apprenticeship USA Grants
- CFDA 93.495 - Community Health Workers for Public Health Response and Resilient

1004: General Fund Receipts

1007: Inter-Agency Receipts

1054: State Training and Employment Program Account

1151: Technical and Vocational Education Program Account

### **Alaska Labor Relations Agency**

The mission of the Alaska Labor Relations Agency is to facilitate cooperative relations between Alaska's public employers and the labor organizations that represent public employees. The component administers the Public Employment Relations Act and the labor provisions of the Alaska Railroad Corporation Act. The Agency promotes cooperative relations between government and its employees and protects the public by assuring effective and orderly operations of government.

Agency services include: conducting elections on union representation for collective bargaining; investigating unfair labor practice complaints, unit composition disputes, representation and other issues; conducting pre-hearing conferences, hearings and issuing decisions; considering employee claims for religious exemption from the obligation to pay monthly union dues; determining strike class eligibility of employees; conducting periodic public meetings and training.

Funding Source:

1004: General Fund Receipts

### **Administrative Services Division**

The mission of the Administrative Services Division (ASD) is to provide support to the department's programs. The division provides centralized support services, assists in formulation of operating policies, and develops and implements management procedures for the department. The division consists of four components: Management Services, Leasing and Labor Market Information.

The Data Processing (DP) component authorization was transferred from ASD to the Administration component of the Employment and Training Services Division in FY2022.

#### ***Management Services Component***

The Management Services component provides for efficient and effective administrative services in support of the department's programs. The component provides budget planning, development,

monitoring and reporting; federal and state accounting and reporting; human resources consultation and recruitment support; audit facilitation and response; and procurement, mail and facilities management for department programs.

Several statewide administrative consolidation initiatives were put forward by the Alaska Department of Administration (DOA) for Travel, Payables, Information Technology, Human Resources, Procurement, and Performance Management starting in FY2017. All DOA initiatives were at different stages of implementation and maturity at the conclusion of FY2022. As of January 2023, the director position of the Administrative Services Division (ASD) was transferred back from the Office of the Management and Budget of the Office of the Governor to the Department. In addition, the recruitment technician position of ASD will be returned to the Department from DOA in mid-February 2023. Last, the procurement consolidation is on hold without a projected implementation date.

Funding Sources:

1002: Federal Receipts

- Indirect cost recoveries from grants and awards administered by the department.

1003: General Fund Match

1004: General Fund Receipts

1007: Inter-Agency Receipts

***Leasing Component***

The Leasing component provides state funding to offset lease costs for department programs. These lease costs are paid via a RSA with DOA. DOA provides lease procurement, space management and makes payments to lessors for space occupied by the department. Divisions pay the remainder of the RSA for lease expenses to DOA.

Funding Sources:

1004: General Fund Receipts

***Labor Market Information Component***

The Labor Market Information component provides accurate and timely economic and demographic data and analysis to assist government, industry, and individuals in making informed decisions. The component collects, analyzes, and publishes information on employment, unemployment, wage, occupational injuries, population estimates, and forecasts.

Funding Sources:

1002: Federal Receipts

- CFDA 17.002 - Labor Force Statistics - Current Employment Statistics; Local Area Unemployment Statistics; Quarterly Census of Employment and Wages; and Occupational Employment Statistics
- CFDA 17.005 - Compensation and Working Conditions - Annual Survey; Census of Fatal Occupational Injuries
- CFDA 17.207 - Employment Service/Wagner-Peyser Funded Activities - Labor Market/Workforce Information Grants to States
- CFDA 90.100 - Denali Commission Program - Distressed Community

1004: General Fund Receipts

1007: Inter-Agency Receipts

1092: Mental Health Trust Authority Authorized Receipts

1108: Statutory Designated Program Receipts

1157: Workers Safety and Compensation Administration Account

**Workers' Compensation Division**

The mission of the Workers' Compensation Division is to ensure the efficient, fair and predictable delivery of indemnity, medical and reemployment benefits intended to enable workers to return to work at a reasonable cost to employers. The division ensures injured Alaska workers receive benefits as defined by law. The division assures that employees are properly compensated for their work related injuries or illnesses; that employers' rights are protected; that payments to and from the Second Injury Fund are made properly to assure the viability and stability of the fund; and provides assistance with medical and health care costs for injured fishermen. The division consists of five components: Workers' Compensation, Workers' Compensation Appeals Commission, Workers' Compensation Benefits Guaranty Fund, Second Injury Fund and Fishermen's Fund.

***Workers' Compensation Component***

The Workers' Compensation component is the administrative arm of the Alaska Workers' Compensation Board, enforcing the Alaska Workers' Compensation Act. The component investigates uninsured employers, tracks and records all aspects of workers' compensation and provides information as requested. The component conducts mediations, pre-hearings and formal hearings, issues formal decisions and orders that are appealable, administers the volunteer reemployment benefits program and provides for general compliance with the Act.

Funding Sources:

1157: Workers Safety and Compensation Administration Account

***Workers' Compensation Appeals Commission Component***

The Workers' Compensation Appeals Commission component ensures timely, thoughtful, well-reasoned, and sound decisions on appeals from final decisions and orders of the Alaska Workers' Compensation Board. The commission is the exclusive and final authority for determining all questions of law and fact arising out of the Alaska Workers' Compensation Act. On matters taken to the commission, the decision of the commission is final and conclusive, unless appealed to the Alaska Supreme Court.

Funding Sources:

1157: Workers Safety and Compensation Administration Account

***Workers' Compensation Benefits Guaranty Fund Component***

The Workers' Compensation Benefits Guaranty Fund component provides for paying benefits (both medical and weekly disability compensation) to workers who have been injured while working for an employer that was not in compliance with the Alaska Workers' Compensation Act and fails to pay benefits owed the injured worker. Payment of medical benefits allows workers to receive prompt medical care allowing them to recover and return to work. Revenue to the fund is received from penalties and fines assessed against employers that do not comply with the Act.

Funding Sources:

1203: Workers' Compensation Benefits Guaranty Fund

***Second Injury Fund Component***

The Second Injury Fund component facilitates reemployment of injured workers. The component ensures that workers' compensation insurance premiums for employees suffering from a condition caused by an earlier injury are equivalent to those of able-bodied workers by limiting the liability of an employer in regards to the amount of compensation, which is paid when a disabled employee is involved in a second injury. The component provides an incentive for employers to hire or retain an injured or disabled worker by helping to maintain insurance premiums for these employees that are equivalent to those of able-bodied workers. Revenue to the fund is from insurers and self-insured employers.

Funding Sources:

1031: Second Injury Fund Reserve Account

### ***Fishermen's Fund Component***

The Fishermen's Fund component provides assistance with the medical and health care costs of occupational injuries or illnesses due to commercial fishing activities on shore or in state waters, allowing commercial fishermen to get back to work promptly. The Fishermen's Fund was established in 1951 and provides funds for the care and treatment of Alaska licensed commercial fishermen whose injuries or illnesses are directly connected to operations as fishermen. The Fund is not an insurance program, but an emergency payer of last resort for medical costs. Revenue to the fund comes from commercial fishing licenses.

#### Funding Sources:

1032: Fishermen's Fund Reserve Account

### **Labor Standards and Safety Division**

The mission of the Labor Standards and Safety Division is to provide safe and legal working conditions. The division provides oversight, enforcement, consultation and training services relating to wage and hour laws, employment preference, child labor laws and occupational safety and health; licensing enforcement of construction contractors and electrical and mechanical administrators; certification of electricians, power linemen, plumbers, blasters and painters; certification and training for individuals who work with toxic and hazardous substances; and inspections of electrical and mechanical systems for code compliance. The division consists of four components: Wage and Hour Administration, Mechanical Inspection, Occupational Safety and Health and the Alaska Safety Advisory Council.

### ***Wage and Hour Administration Component***

The Wage and Hour Administration component ensures that employees are justly compensated for their work, safeguards workers from unscrupulous employment practices, and ensures that children are not exploited by employment in dangerous occupations. Collection of wages for employees, who have not been properly paid, is performed by a staff of investigators and technicians in three regional offices statewide, who investigate underpayment, or nonpayment, of wages earned or benefits accrued. Investigative staff also educate employers and employees about their rights and obligations under Alaska labor laws through employer visits, seminars, briefings and other forums.

#### Funding Sources:

1004: General Fund Receipts

1005: General Fund Program Receipts

1007: Inter-Agency Receipts

### ***Mechanical Inspection Component***

The Mechanical Inspection component protects the public safety by providing oversight and inspection for hazards related to boilers, pressure vessels, elevators, escalators, trams, lifts, and electrical and plumbing installations statewide; and by testing and licensing people associated with some of these activities. Component services include:

- Issuance of certificates of fitness for validating the qualifications of electricians, power linemen, plumbers, and boiler operators;
- Inspection of boilers and pressure vessels for safety;
- Inspection of new construction and alterations to existing construction, for compliance with applicable state plumbing and electrical codes;
- Inspection of new and existing elevators, escalators, tramways, ski lifts and amusement rides for safety and proper maintenance and operation;
- In conjunction with the Department of Commerce, Community and Economic Development, ensuring electricians, plumbers, construction contractors and electrical/mechanical administrators have proper certificates and/or licenses.

#### Funding Sources:

1005: General Fund Program Receipts

1007: Inter-Agency Receipts

1172: Building Safety Account

### ***Occupational Safety and Health Component***

The Occupational Safety and Health component works in partnership with Alaskan employers and workers toward eliminating workplace injuries, illnesses and deaths through a combination of consultation and enforcement functions and by assisting employers in complying with state and federal regulations relating to occupational safety and health. Component services include:

- Providing for prompt elimination or restraint of imminent danger situations and investigating employee complaints, work-related fatalities, and catastrophes;
- Completing compliance inspections in accordance with state and federal mandates, without advance notice, to assess workplace safety and health and issuing citations if necessary;
- Preparing, adopting, amending, or repealing general and specific safety and health standards governing the conditions of employment in all workplaces to be "as



- stringent" as those adopted or recognized by the United States Secretary of Labor under the authority of the Occupational Safety and Health Act of 1970;
- Protecting employees against discharge or discrimination for exercising the rights afforded by the Alaska Occupational Safety and Health (AKOSH) standards;
  - Encouraging voluntary compliance by employers and employees in reducing the number of safety and health hazards at their work places through consultative on-site visits and providing employers and employees training on state and federal regulations;
  - Processing employer requests for variances from existing standards;
  - Compiling and disseminating statistical information on program activity for department and state administrators and the federal Occupational Safety and Health Administration (OSHA);
  - Issuing certificates of fitness for validating the qualifications of painters, asbestos abatement workers, and explosive handlers; and auditing asbestos abatement and explosive handlers training programs.

Funding Sources:

1002: Federal Receipts

- CFDA 17.503 - Occupational Safety and Health Program - 23G
- CFDA 17.504 - Consultation Agreements - 21D

1003: General Fund Match

1005: General Fund Program Receipts

1007: Inter-Agency Receipts

1157: Workers Safety and Compensation Administration Account

***Alaska Safety Advisory Council Component***

The Alaska Safety Advisory Council component organizes the annual Governor's Safety and Health Conference that presents three days of occupational safety and health seminars to business owners, managers, supervisors and employees and is funded by receipts from attendees and businesses that choose to participate. In addition to sponsoring the annual conference, the Alaska Safety Advisory Council works with organizations, individuals and groups that are interested in the promotion of safety to reduce accidental death and injury.

Funding Sources:

1108: Statutory Designated Program Receipts

**Employment and Training Services Division**

The mission of the Employment and Training Services Division (DETS) is to develop and support workforce development programs designated to meet Alaska’s needs and to provide labor exchange, employment and training services, and unemployment insurance to Alaskans and Alaska business thereby advancing opportunities for employment and providing economic stability for communities in Alaska.

***Employment and Training Services Administration Component***

The Employment and Training Services Administration component provides administrative support and oversight of the division’s budget and financial policies and procedures. The Data Processing component authorization was transferred from the Administrative Services Division to DETS Administration component in FY2022.

Funding Sources:

1002: Federal Receipts

- Indirect cost recoveries from grants and awards administered by the division.
- CFDA 17.207 - Employment Service/Wagner-Peyser Funded Activities
- CFDA 17.225 - Unemployment Insurance – Administration
- CFDA 17.258 - WIOA Adult Program
- CFDA 17.278 - WIOA Dislocated Worker Formula Grants

1004: General Fund Receipts

1007: Inter-Agency Receipts

***Workforce Services Component***

The Workforce Services component provides labor exchange services for all Alaskans, connects employers with job seekers, prepares job seekers for employment, provides specialized labor exchange services in order to place job seekers in unsubsidized employment and provides priority services to veterans in compliance with federal laws.

Funding Sources:

1002: Federal Receipts

- CFDA 17.207 - Employment Service/Wagner-Peyser Funded Activities
- CFDA 17.258 - WIOA Adult Program
- CFDA 17.278 - WIOA Dislocated Worker Formula Grants
- CFDA 17.801 - Disabled Veterans' Outreach Program – Disable Veterans Outreach and Local Veterans' Employment Representative Programs
- CFDA 17.285 - Apprenticeship USA Grants
- CFDA 17.277 - WIOA National Dislocated Worker – National Emergency Grants

1007: Inter-Agency Receipts

1049: Training and Building Fund

1108: Statutory Designated Program Receipts

***Workforce Development Component***

The Workforce Development component administers state and federal workforce development programs designed to meet Alaska’s workforce needs in priority occupations and industries identified by the Alaska Workforce Investment Board (AWIB). The component provides grant program performance evaluation, and through grants provides adult learners instruction in the basic skills of reading, writing, mathematics, English as a Second Language (ESL) and General Educational Development (GED) preparation and testing with emphasis on practical life skills and integrating workplace readiness skills into instruction.

Funding Sources:

1002: Federal Receipts

- CFDA 17.207 - Employment Service/Wagner-Peyser Funded Activities
- CFDA 17.235 - Senior Community Service Employment Program
- CFDA 17.245 - Trade Adjustment Assistance
- CFDA 17.258 - WIOA Adult Program
- CFDA 17.259 - WIOA Youth Activities

- CFDA 17.270 - Reentry Employment Opportunities – Fidelity Bonding Demonstration
- CFDA 17.271 - Work Opportunity Tax Credit Program
- CFDA 17.273 - Temporary Labor Certification for Foreign Workers
- CFDA 17.277 - WIOA National Dislocated Worker – National Emergency Grants
- CFDA 17.278 - WIOA Dislocated Worker Formula Grants
- CFDA 17.285 - Apprenticeship USA Grants
- CFDA 17.801 - Disabled Veterans Outreach Program and Local Veterans' Employment Representative Program
- CFDA 84.002 - Adult Education - Basic Grants to States

1003: General Fund Match

1054: State Training and Employment Program Account

1151: Technical and Vocational Education Program Account

### ***Unemployment Insurance Component***

The Unemployment Insurance (UI) component assesses and collects employer and employee contributions for deposit into the UI Trust Fund, the State Training and Employment Program account, and the Technical and Vocational Education Program account; and pays UI benefits to workers who are temporarily unemployed.

Funding Sources:

1002: Federal Receipts

- CFDA 17.207 - Employment Service/Wagner-Peyser Funded Activities
- CFDA 17.225 - Unemployment Insurance – Administration Base and Above Base, Emergency Unemployment Compensation, Reemployment & Eligibility Assessment, Federal Pandemic Unemployment Compensation (FPUC), Pandemic Unemployment Assistance (PUA), Pandemic Emergency Unemployment Compensation (PEUC), Mixed Earners Unemployment Compensation (MEUC) and EUISAA such as FPUC, PUA, PEUC, MEUC, and Emergency Unemployment Insurance Stabilization and Access Act (EUISAA)

1005: General Fund Program Receipts

1007: Inter-Agency Receipts

1054: State Training and Employment Program Account

1108: Statutory Designated Program Receipts

1151: Technical and Vocational Education Program Account

### **Vocational Rehabilitation Division**

The mission of the Vocational Rehabilitation Division is to assist people with disabilities to obtain and maintain employment. The division administers a combined federal/state program under the authority of the Rehabilitation Act of 1973, as amended in 1998. The division works to assist in accomplishing the individualized goals for employment of each person with a disability. A full array of vocational rehabilitation services, support and assistance in employment, assistive technology and referrals are offered. In partnership with other state agencies, private sector businesses, vendors and non-profit organizations, individuals are assisted and encouraged in realizing their potential and personal independence as full participants and citizens in their community. Employers are provided with properly trained and willing workers able to do the job.

The division also adjudicates claims on behalf of the Social Security Administration for Title II and Title XVI applicants for disability benefits and provides referrals for services. The division consists of four components: Vocational Rehabilitation Administration, Client Services, Disability Determination, and Special Projects.

#### ***Vocational Rehabilitation Administration Component***

The Vocational Rehabilitation Administration component provides administrative oversight and support for all programs and activities of the division. The component: sets policy and provides oversight and evaluation of the activities of the division; monitors grants to public and private non-profit organizations providing disabilities services; identifies new federal and state resources available to support the program; participates in a collaborative partnership with two federally required consumer controlled councils to ensure an effective service delivery system.

Funding Sources:

1002: Federal Receipts

- Indirect cost recoveries from grants and awards administered by the division.

1007: Inter-Agency Receipts

#### ***Client Services Component***

The Client Services component provides direct services to individuals with disabilities. Services are planned and delivered for the purpose of assisting individuals with disabilities who are in need of

---

vocational rehabilitation to prepare for and acquire employment in the competitive labor market. Vocational rehabilitation counselors, assistants and support staff provide direct services to individuals with disabilities. Case services funds are used to purchase services for individuals with disabilities who are eligible for vocational rehabilitation. Federal law requires the provision of a variety of services to meet the individual vocational needs of a person with a disability. The Client Services component also manages the Business Enterprise Program (BEP). BEP has two sources of income: revenue from state property vending facilities; and the portion of revenue attributable to facilities on federal property also known as Randolph-Sheppard receipts.

Funding Sources:

1002: Federal Receipts

- CFDA 84.126 - Rehabilitation Services - Vocational Rehabilitation Grants to States
- CFDA 84.187 - Supported Employment Services for Individuals (Youth) with the Most Significant Disabilities
- CFDA 84.426 - Randolph-Sheppard – Financial Relief and Restoration Payments
- CFDA 96.006 - Supplemental Security Income

1003: General Fund Match

1004: General Fund Receipts

1117: Randolph Sheppard Small Business Fund

1237: Vocational Rehabilitation Small Business Enterprise Revolving Fund

***Disability Determination Component***

The Disability Determination (DD) component provides efficient adjudication of claims for disability benefits under the Title II and Title XVI of the Social Security Act. DD operates as a federally regulated agency. Adjudication services are also provided for the Department of Health and Social Services, Division of Public Assistance and are funded through an RSA. DD is responsible for obtaining medical records and in certain situations purchasing medical exams in order to adjudicate these disability claims.

Funding Sources:

1002: Federal Receipts

- CFDA 96.001 - Social Security - Disability Insurance

1007: Inter-Agency Receipts

***Special Projects Component***

The Special Projects component includes innovative projects that address client needs in support of their employment goals and are complementary to the basic vocational rehabilitation service program designed to address state and federal initiatives. The Special Projects component also provides for the development, implementation, and evaluation of a comprehensive service delivery system whereby persons with disabilities residing in all areas of the state will be able to access assistive technology services and/or devices.

Funding Sources:

1002: Federal Receipts

- CFDA 17.235 - Senior Community Service Employment Program
- CFDA 84.177 - Rehabilitation Services - Independent Living Services for Older Individuals Who are Blind
- CFDA 84.187 - Supported Employment Services for Individuals (Adults) with the Most Significant Disabilities
- CFDA 93.464 - Administration for Community Living (ACL) Assistive Technology

1003: General Fund Match

1004: General Fund Receipts

1007: Inter-Agency Receipts

**Alaska Vocational Technical Center Division**

The mission of the Alaska Vocational Technical Center (AVTEC) Division is to provide market-driven vocational and technical training. AVTEC consists of two components: Alaska Vocational Technical Center, and AVTEC Facilities Maintenance.

***Alaska Vocational Technical Center Component***

The Alaska Vocational Technical Center (AVTEC) component offers post-secondary vocational and technical training for Alaskans. AVTEC provides long-term programs supporting business and industry employment needs plus a wide variety of short-term training and educational programs. AVTEC coordinates with secondary education programs in preparing career paths for Alaska high school students.

Funding Sources:

1002: Federal Receipts

- CFDA 84.063 - Federal Pell Grant Program
- CFDA 84.425 – Education Stabilization Fund under the Coronavirus Aid, Relief, and Economic Security Act – Higher Education Emergency Relief Fund Student Aid Portion (84.425E), Institutional Portion (84.425F) and for Improvement of Postsecondary Education (FIPSE) Formula grant (84.425N)
- CFDA 84.268 - Federal Direct Student Loans
- CFDA 90.100 - Denali Commission Program - Distressed Community

1004: General Fund Receipts

1005: General Fund Program Receipts

1007: Inter-Agency Receipts

1108: Statutory Designated Program Receipts

1151: Technical and Vocational Education Program Account

***AVTEC Facilities Maintenance Component***

The AVTEC Facilities Maintenance component includes costs for maintenance, repair, renewal, replacement, upgrade and custodial services of AVTEC’s 16 state-owned education facilities.

The Division of Facilities Services (DFS) was established within Department of Transportation and Public Facilities (DOTPF) to consolidate statewide facilities maintenance functions under one department. Six AVTEC Facilities Maintenance staff were transferred to DFS in FY2021. Funding for all of these positions are charged to AVTEC from DFS via RSA.

Funding Sources:

1007: Inter-Agency Receipts

1061: Capital Improvement Project Receipts

This concludes the department's organization overview. Organizational charts are provided in Appendix A.



***SECTION IV***  
***COST POLICY***

---

---

---

## **COST POLICY**

The State of Alaska maintains a statewide accounting system, the Integrated Resource Information System (IRIS), which identifies all expenditures by department, division, component, program, type of cost and appropriation or funding source. IRIS integrates the statewide procurement and financial (IRIS FIN), and payroll (IRIS HRM) systems. Costs recorded in IRIS are identified by appropriation and major program/program structures. Data is extracted from IRIS into a statewide reporting system (ALDER). ALDER is a data warehouse system and reporting platform for financial and payroll activity that is used for financial statements and reporting. The state's fiscal year is July 1st through June 30th. The state utilizes a modified accrual basis for accounting and financial statements.

### **Accounting Policies**

Due to the funding of department programs by both state and federal funding sources, the department's policies and procedures related to the assignment of costs to funding sources follow both state and federal principles, standards and policies. The department incurs and records costs in accordance with State of Alaska fiscal policies and procedures. State policies and procedures have been developed in accordance with generally accepted accounting principles (GAAP) as recognized by the Governmental Accounting Standards Board (GASB). The department's policies and procedures related to the assignment of costs to funding sources follow GAAP principles as recognized by GASB and principles presented in U.S. Office of Management and Budget (OMB) Circular 2 CFR 200 Subpart E, "Cost Principles."

Department procedures and controls are routinely reviewed for compliance with applicable state and federal accounting standards and policies by the State of Alaska, Division of Legislative Audit (DLA) and by federal program auditors. The State of Alaska Comprehensive Annual Financial Report is audited by DLA in accordance with Government Auditing Standards and the results are released via the Single Audit for the State of Alaska.

### ***Generally Accepted Accounting Principles***

There are three basic concepts incorporated within GAAP that are followed by the department. First, costs are necessary and reasonable for proper performance of a program. Second, costs are charged or allocated to programs in accordance with relative benefits received. A program is only charged for services it utilizes or benefits from and is only charged in relation to benefits derived from the service. Third, costs are accorded consistent treatment as either direct or indirect. A cost is not charged to a program as a direct cost if any other costs incurred for the same purpose in like circumstances have been allocated to a program as indirect costs.

### ***OMB Circular 2 CFR 200 Subpart E***

In recognition of OMB Circular 2 CFR 200 Subpart E requirements, department costs are determined and charged to federal awards in accordance with the following general criteria:

- 
- Costs are necessary and reasonable for proper and efficient performance and administration of federal awards;
  - Costs are allocable to federal awards only if the goods or services involved are chargeable or assignable to such federal awards in accordance with relative benefits received;
  - Costs are authorized or not prohibited under federal, state or local laws or regulations;
  - Costs conform to any limitations or exclusions set forth in the circular principles, federal laws, terms and conditions of the federal award, or other governing regulations as to types or amounts of cost items;
  - Costs are accorded consistent treatment - a cost has not been assigned to a federal award as a direct cost if any other cost incurred for the same purpose in like circumstances has been allocated to the federal award as an indirect cost;
  - Except as otherwise provided for in the circular, costs have been determined in accordance with generally accepted accounting principles;
  - Costs have not been included as a cost or used to meet cost sharing or matching requirements of any other federal award in either the current or a prior period, except as specifically provided by federal law or regulation;
  - Costs are net of all applicable credits;
  - Costs are adequately documented.

### **Types of Costs**

The department, in the performance of its duties and responsibilities, incurs both direct and indirect costs. Direct costs are costs that can be specifically or readily identified with a specific cost objective or program. Indirect costs are costs necessary for the effective, efficient operation of programs that cannot be readily identified to a specific cost objective or program without effort disproportionate to results achieved. Three methods are used to assign costs: direct cost assignment, cost allocation and application of indirect cost rates.

#### ***Direct Cost Assignment***

The majority of the department's costs are costs that are specifically or readily identifiable with a specific cost objective or program. All direct costs are supported by auditable documentation.

- Salaries and wages are charged directly to appropriate programs based on state policies and procedures and applicable OMB Circular 2 CFR 200 Subpart E requirements for the documentation of personnel services.

- ❑ Fringe Benefits are identified specifically to each employee and are assigned to programs in the same ratio as an employee's salary. Fringe benefits include:
  - Health, dental and life insurance
  - Federal and state unemployment insurance
  - Public Employee Retirement Plan
  - Alaska Supplemental Benefits - in lieu of Social Security benefits
  - Legal Trust Plan
  - Workers' Compensation
  - Terminal leave (a reserve account used to pay terminating employees the unused balance of their leave account)
  - Leave cash-in (a reserve account used to pay employees when they cash in leave in lieu of taking time off)
  
- ❑ Other - all other direct costs are supported by vendor invoices, contracts, reimbursable service agreements and other appropriate documentation.

### ***Cost Allocation***

The department allocates costs benefiting more than one program that cannot be readily identified with a specific cost objective or program. Costs are allocated as they occur on appropriate allocation bases. Costs allocated to central administrative and support units and division administrative units are included in the development of indirect cost rates. Examples of allocated costs are leave costs of personnel charged to multiple funding sources, leased space that is shared by multiple benefitting programs, maintenance agreements for equipment that is shared by multiple benefitting programs, and office supplies. Section X, Allocated Costs, of the proposal provides information on allocated costs and the bases utilized to allocate costs.

### ***Indirect Cost Rate***

The department utilizes indirect cost rates prepared in accordance with OMB Circular 2 CFR 200 Subpart E, Appendix VII to recover some statewide costs, the costs of department-wide central administrative support services, and division administrative support costs for the Vocational Rehabilitation and Employment and Training Services divisions. Section VI, Classification of Costs, provides information on costs that are included in these indirect cost rates.

The department-wide fixed indirect cost rate includes OMB Circular 2 CFR 200 Subpart E allowable costs of the Office of the Commissioner, Administrative Services Division, Alaska Vocational Technical Education Center and other administrative support costs benefiting all

divisions, programs and funding sources of the department. Section VII, FY2023 Department-Wide Fixed Indirect Cost Rate, provides the rate proposed for FY2023.

The Vocational Rehabilitation Division's fixed indirect cost rate includes division administrative support costs that benefit all programs administered by the Vocational Rehabilitation Division. Section VIII, FY2023 Vocational Rehabilitation Division Fixed Indirect Cost Rate, provides the rate proposed for FY2023.

The Employment and Training Services Division's fixed indirect cost rate includes division administrative support costs that benefit all programs administered by the Employment and Training Services Division. Section IX, FY2023 Employment and Training Services Division Fixed Indirect Cost Rate, provides the rate proposed for FY2023.

This concludes the section of the proposal on the department's Cost Policy.

***SECTION V***  
***FINANCIAL INFORMATION***

---

---

---

## FINANCIAL INFORMATION

Schedules in this section provide the department's actual expenditures for FY2021 and budgeted expenditures and funding for FY2023. All subsequent schedules in the proposal reconcile to the schedules presented in this section. The schedules are provided following a brief description.

### **FY2021 Actual Department Expenditures**

Schedule V-A, Actual Department Expenditures for the Fiscal Year Ended June 30, 2020, provides the department's total operating expenditures for FY2021 as recorded in the state's accounting system, IRIS. The schedule provides expenditures by component within the respective division. Expenditures are presented in the following six main cost categories:

- Personal Services - employee wages, benefits and other payroll related costs.
- Travel - transportation, per diem and other costs related to travel.
- Services - includes, but not limited to, professional services contracts, utilities, leases and rentals, communication, motor pool charges, freight, and minor repair and maintenance costs.
- Supplies - includes office supplies, small tools and non-capitalized equipment.
- Capital Outlay - includes capitalized equipment, land, structures and depreciation.
- Assistance - includes grants, benefits and other non-exchange transactions paid by the department to individuals and other entities.

### **FY2023 Budgeted Department Expenditures**

Schedule V-B, Budgeted Department Expenditures for the Fiscal Year Ending June 30, 2023, provides the department's total budgeted expenditures for FY2023 as presented in the FY2023 Management Budget Plan Scenario (19404). The schedule provides budgeted expenditures by component within the respective division. Budgeted expenditures are presented in the same six cost categories as Schedule V-A.

### **FY2023 Budgeted Department Funding**

Schedule V-C, Budgeted Department Funding for the Fiscal Year Ending June 30, 2023, provides the department's total budgeted funding for FY2023 as presented in the FY2023 Management Budget Plan Scenario (19404). The schedule provides budgeted funding by component within the respective division. Information on the source of budgeted funding for each component is provided in Section III, Organization Overview.

---

Funding sources in Schedule V-C are summarized as follows:

- Federal Receipts (1002) - federal funding provided to the department.
- General Fund - includes the following general fund account codes:
  - General Fund Match (1003) - appropriation from the general fund used to match federal program funding.
  - General Fund Receipts (1004) - appropriation from the general fund not required as a match for federal programs.
  - General Fund Program Receipts (1005) - receipts for services provided by programs funded by general fund appropriations.
- I/A (Inter-Agency) Receipts (1007) - receipts for services provided to other department appropriations/programs and other state agencies.
- Employment Training - the State Training and Employment Program (STEP) Account (1054). A diversion of a portion of employee unemployment insurance tax payments (0.1 percent of covered wages) AS 23.15.625.
- Workers Safety - the Workers' Safety and Compensation Administration Account (1157). A percentage of workers' compensation premiums paid to insurers or a percentage of benefits paid by self-insurers AS 23.05.067.
- Technical and Vocational Education Program (TVEP) Account (1151) - program revenue generated through the diversion of a portion of employee unemployment insurance tax payments (0.16 percent of covered wages), AS 23.15.835.
- Other - includes the following funding sources:
  - Second Injury Fund Reserve Account (1031) – A percentage of indemnity benefits paid by insurers and employers AS 23.30.040
  - Fishermen's Fund Reserve Account (1032) - A percentage of fishermen's license and the equivalent from commercial fisheries entry permits AS 23.35.060.
  - Training and Building Fund (1049) - Derived through the collection of interest and penalties from past due unemployment insurance tax payments, penalties for failure to file reports and penalties for nonpayment of taxes (AS 23.20.185, AS 23.20.190 and AS 23.20.195) established under AS 23.20.130(d).
  - Capital Improvement Project Receipts (1061) - capital improvement receipts that are designated to specific projects.



- Mental Health Trust Authority Authorized Receipts (1092) - Alaska Mental Health Trust Authority funding provided to the department.
- Statutory Designated Program Receipts (1108) - program receipts that are designated to specific programs.
- Randolph Sheppard Small Business Fund (1117) - commissions from vending machines located in Federal buildings, AS 23.15.133.
- Building Safety Account (1172) - revenue from fees for inspections of boilers, pressure vessels and lifting devices such as elevators. Also includes fees from certificates of fitness for plumbers and electricians.
- Workers' Compensation Benefits Guaranty Fund (1203) - civil penalty payments made by employers under the Alaska Workers' Compensation Act, AS 23.30.080, income earned on investment of the money in the fund, money deposited in the fund by the department, and appropriations to the fund, if any.
- Vocational Rehabilitation Small Business Enterprises Revolving Fund (1237) - commissions from vending machines located in State and public occupied buildings, AS 23.15.130.

This concludes the description of the schedules provided in this section. The schedules are provided on the following pages.

***SECTION VI***  
***CLASSIFICATION OF COSTS***

---

---

---

## CLASSIFICATION OF COSTS

For the development of indirect cost rates, the department classifies costs as either direct costs, department-wide indirect costs, or division indirect costs. Direct costs are costs that can be specifically or readily identified with a specific cost objective or program. Department-wide indirect costs are costs necessary for the effective, efficient operation of all department programs that cannot be readily identified to a specific cost objective or program without effort disproportionate to results achieved. Division indirect costs are administrative and support costs of a division that benefit all programs administered by the division that cannot be readily identified to a specific cost objective or program without effort disproportionate to results achieved.

This section includes schedules that support the classification of all department costs. All schedules reconcile to the schedules provided in Section V, Financial Information. A brief description of each schedule is provided in the following text.

### **Schedule VI-A: Classification of FY2021 Total Actual Costs**

Schedule VI-A provides the classification of the department's total actual costs for FY2021. The schedule reconciles to Schedule V-A, Actual Department Expenditures for the Fiscal Year Ended June 30, 2021, in Section V of the proposal. The schedule also identifies additional non-department financial statement costs that have been incurred on behalf of department programs. Schedule information is utilized in the determination of the FY2021 carry-forward adjustments, which are included in the development of FY2023 fixed indirect cost rates. The schedule is formatted as follows:

- Organization Unit - brief title of divisions and components comprising each division;
- Support Schedule - provides a reference to the support schedule that will provide detail information on costs that have been classified as department-wide or division indirect costs;
- Total Costs - total costs of the department that reconciles to Schedule V-A in Section V of the proposal;
- Direct Costs - costs specifically or readily identifiable with a specific program;
- Department-Wide Indirect Costs - indirect costs benefiting all programs of the department;
- Division Indirect Costs - indirect costs benefiting all programs of a division;
- Total Indirect Costs - total costs classified as indirect costs.

---

## Support Schedules for Schedule VI-A and VI-B

The support schedules provide detail information for each component that has FY2021 actual costs that have been classified as indirect. These schedules are formatted as follows:

- Description - brief description of cost category;
- Total Costs - total component costs that reconciles to Schedule V-A and VI-A;
- Direct Costs - costs that benefit a specific program, do not benefit all programs and/or are unallowable as indirect costs under OMB Circular 2 CFR 200 Subpart E;
- Indirect Costs - costs that have been classified as either department-wide or division indirect costs.

### *Schedule VI A-1: Commissioner's Office*

The Commissioner, Deputy Commissioner and their support staff are responsible for ensuring the overall coordination and accomplishment of the department mission and responsibilities. The Commissioner and Deputy Commissioner, in cooperation with division directors, provide policy direction and management oversight of all department activities. Strong direction from the Commissioner's Office is critical to the success of the services provided by the department. Following are Commissioner's Office responsibilities:

- Provide planning and management oversight of all activities and services of the Commissioner's Office;
- Research state and federal program statutes, policies and procedures;
- Provide assistance to division and program management in the development and revision of department program regulations;
- Provide clerical support for the Commissioner's Office, and provide other general department support activities benefiting all programs of the department;
- Provide guidance and policy recommendations, provide public need assessments, and serve as liaison with both state and federal government entities;
- Monitor, research and report all aspects of issues related to the management of the department;
- Assist in the development of policy and coordination of program activities to ensure state and federal program objectives are accomplished;

- ❑ Provide communications support to enhance Alaskan awareness of department programs through development and implementation of a comprehensive communications strategy.

### ***Schedule VI A-2: Management Services***

The Management Services component of the Administrative Services Division is responsible for the provision of efficient and effective administrative services in support of all department programs. The component provides budget planning, development, monitoring and reporting; federal and state accounting and reporting; human resources consultation and recruitment support; and procurement, mail and office space management for department programs. All costs of the component have been classified as indirect costs, except for OMB unallowable costs. In FY2023, the component was organized into the following sections:

- ❑ Director's Office - This section is responsible for assisting in the development of department administrative policies and procedures; resolution of any state or federal audit findings; budget planning, preparation, monitoring and reporting; and management oversight of all activities and services of the Administrative Services Division. Services provided benefit all department programs.
- ❑ Human Resources Section - This section assists the department in recruiting, managing and developing a high quality workforce. Services include monitoring and ensuring department compliance with all state and federal employment laws, policies and procedures, and collective bargaining agreements. Services provided benefit all department programs.
- ❑ Procurement Section - This section is responsible for records management, mailroom, procurement, property management and other general administrative services. Services provided benefit all department programs.
- ❑ Fiscal Services Section - This section is responsible for the proper processing and recording of all department expenditure and revenue transactions; preparing financial reports for internal and external distribution; assuring department compliance with all state and federal accounting and financial reporting policies and procedures; and fiscal contract monitoring. Services provided benefit all department programs.

### ***Schedule VI A-3: Labor Market Information***

Within the Labor Market Information component of the Administrative Services Division is the Publications Office. The Publications Office provides writing, editing and production services for information in support of all department programs. In addition to writing, editing and production services, the Publications Office also arranges for distribution of products and maintains mailing lists representing a wide spectrum of the public. Information supported by the Publications Office includes employment/unemployment issues, career planning, housing, economy, demographics, industry, health and safety concerns of the work force and the effects of

changing statutes and regulations. The costs of the Publications Office are included in the department-wide indirect cost pool.

***Schedule VI A-4: Alaska Vocational Technical Center (AVTEC)***

AVTEC is a public post-secondary training institute that provides vocational technical education programs for Alaskans from across the state. AVTEC has administrative support staff that provide some of the same services that the Management Services component staff provide for the other divisions and sections in the department. These services include procurement, accounting, purchasing, and travel processing for multiple AVTEC programs. As a result, AVTEC does not require the same level of administrative support from the Management Services component. In order to be equitable and treat like costs in a like manner across the department, the AVTEC staff that perform these accounting and procurement activities are included in the department-wide indirect cost pool, along with some support costs for those positions.

***Schedule VI A-5: Vocational Rehabilitation Administration***

The Vocational Rehabilitation Administration component provides administrative oversight and centralized administrative services for all components and programs of the Vocational Rehabilitation Division (DVR). Services provided are particular to DVR and include: processing payments for multiple clients and grantees; preparation of federal and state budgets; reporting on federal grants; procurement services for clients and field offices; development of the federally required strategic plan of action; and research and analysis providing statistical support on the number of clients applying and served.

All costs of the component have been classified as division indirect costs, except for OMB unallowable costs.

***Schedule VI A-6: Employment and Training Services Administration***

The Employment and Training Services Administration component provides administrative oversight and centralized administrative services for all components and programs of the Employment and Training Services Division (DETS). Services provided are particular to DETS and include: processing payments for multiple clients and grantees; preparation of federal and state budgets; reporting on federal grants; procurement services for clients and field offices; development of the federally required strategic plan of action; and research and analysis providing statistical support on the number of clients applying and served.

All costs of the component have been classified as division indirect costs, except for OMB unallowable costs.

**Schedule VI-B: Classification of FY2021 Actual Personal Services Costs**

Schedule VI-B provides the classification of the department's actual personal services costs for FY2021. The schedule reconciles to Schedule V-A, Actual Department Expenditures for the Fiscal

Year Ended June 30, 2021, in Section V of the proposal. Schedule information is utilized in the determination of the FY2021 carry-forward adjustments, which are included in the development of FY2023 fixed rates. The schedule is formatted as follows:

- Organization Unit - brief title of divisions and components comprising each division;
- Support Schedule - provides a reference to the support schedule that will provide detail information on costs that have been classified as department-wide or division indirect costs (same schedules supporting Schedule VI-A);
- Total Personal Services - total personal services costs of the department that reconcile to Schedule V-A in Section V of the proposal;
- Direct Personal Services - personal services costs of positions specifically or readily identifiable with a specific program;
- Department-Wide Indirect Personal Services Costs - personal services costs of positions providing services benefiting all programs of the department;
- Division Indirect Personal Services Costs - personal services costs of positions benefiting all programs of a division;
- Total Indirect Personal Services Costs - total personal services costs of positions providing services classified as indirect costs.

### **Schedule VI-C: Classification of FY2023 Total Budgeted Costs**

Schedule VI-C provides the classification of the department's total budgeted costs for FY2023. The schedule reconciles to Schedule V-B, Budgeted Department Expenditures for the Fiscal Year Ending June 30, 2023, in Section V of the proposal. The schedule also identifies additional non-department financial statement costs incurred on behalf of department programs. The schedule is formatted as follows:

- Organization Unit - brief title of divisions and components comprising each division;
- Support Schedule - provides a reference to the support schedule that provides detail information on budgeted costs that have been classified as department-wide or division indirect costs;
- Total Costs - total budgeted costs of the department that reconciles to schedule V-B in Section V of the proposal;
- Adjusted Costs – adjustments to the department's budget scenario;
- Direct Costs - budgeted costs specifically or readily identifiable with a specific program;

- Department-Wide Indirect Costs - indirect costs benefiting all programs of the department;
- Division Indirect Costs - indirect costs benefiting all programs of a division;
- Total Indirect Costs - total budgeted costs classified as indirect costs.

### **Support Schedules for Schedule VI-C**

Support schedules provide detail information for each component and cost that has been classified as indirect. These schedules are formatted as follows:

- Description - brief description of positions and costs;
- PCN - position control number;
- Per Budget - total costs originally included in the FY2023 Management Budget Plan Scenario (19404);
- Adjusted Costs - costs added to or excluded from the department's budget as submitted by the Governor to the Legislature;
- Total Costs - total costs that are expected to occur;
- Direct Costs - costs that are specifically or readily identifiable with a specific program, and costs above the federal salary cap for Executive Level II under TEG 05-06 are included in this column;
- Indirect Costs - costs that have been classified as either department-wide or division indirect costs.

### ***Schedule VI C-1: Commissioner's Office***

The Commissioner, Deputy and Assistant Commissioners and their support staff are responsible for ensuring the overall coordination and accomplishment of the department mission and responsibilities. The Commissioner and Deputy and Assistant Commissioners, in cooperation with division directors, provide policy direction and management oversight of all department activities. Strong direction from the Commissioner's Office is critical to the success of the services provided by the department.

In addition to the Commissioner (PCN 07-1001), Deputy Commissioners (PCN 07-1002 and 07-1003), and Assistant Commissioner (PCN 07-1037). The following support positions are included in the Commissioner's Office:

- Special Assistant to the Commissioner 2 (PCN 07-1039) - Monitors, researches and reports all aspects of issues related to the management of the department. This



---

position also assists in the development of policy and coordination of program activities to ensure state and federal program objectives are accomplished.

- ❑ Executive Secretary 3 (PCN 07-1015) - Provides clerical support for the Commissioner's Office and provides other general department support activities benefiting all programs of the department.

### ***Schedule VI C-2: Management Services***

The Management Services component provides for efficient and effective administrative services in support of the department's programs. The component provides budget planning, development, monitoring and reporting; federal and state accounting and reporting; human resources consultation and recruitment support; and procurement, mail and office space management for department programs.

Several statewide administrative consolidation initiatives were put forward by the Alaska Department of Administration (DOA) for Travel, Payables, Information Technology, Human Resources, Procurement, and Performance Management starting in FY2017. All DOA initiatives were at different stages of implementation and maturity at the conclusion of FY2022. As of January 2023, the director position of the Administrative Services Division (ASD) was transferred back from the Office of the Management and Budget of the Office of the Governor to the Department. In addition, the recruitment technician position of ASD will be returned to the Department from DOA in mid-February 2023. Last, the procurement consolidation is on hold without a projected implementation date.

The positions in the Management Services component are organized into the following sections:

- ❑ Director's Office - This section is responsible for assisting in the development of department administrative policies and procedures; resolution of any state or federal audit findings; budget planning, preparation, monitoring, and reporting; payroll and human resources activities; and management oversight of all activities and services of the Administrative Services Division. Services provided benefit all department programs. The section consists of the following positions:
  - Division Director (PCN 07-1101)
  - Division Operations Manager (PCN 07-1201)
  - Budget Analyst 3 (PCN 07-1205)
  - Budget Analyst 1 (PCN 07-6034)
  - Administrative Officer 2 (PCN 07-1515)
  - Administrative Officer 1 (PCN 07-1007)

- Administrative Assistant 3 (PCN 07-1203)
- Human Resources Section - This section assists the department in recruiting, managing and developing a high quality workforce. Services include monitoring and ensuring department compliance with all state and federal employment laws, policies and procedures, and collective bargaining agreements. Services provided benefit all department programs:
  - Human Resources Consultant 4 (PCN 02-8073)
  - Human Resources Technician 2 (PCN 25-0047)
- Procurement and Office Services Section - This section is responsible for records management, mailroom, procurement, property management and other general administrative services. Services provided benefit all department programs. The section consists of the following positions:
  - Procurement Specialist 4 (PCN 07-1107)
  - Procurement Specialist 3 (PCN 07-1405)
  - Procurement Specialist 2 (PCN 07-1226)
  - Supply Technician 1 (PCN 07-1106)
  - Supply Technician 1 (PCN 07-1108)
  - Mail Services Courier (PCN 07-1404)
- Fiscal Services Section - This section is responsible for the proper payment and recording of all department expenditure and revenue transactions; preparing financial reports for internal and external distribution; assuring department compliance with all state and federal accounting and financial reporting policies and procedures; and fiscal contract monitoring. Services provided benefit all department programs. The section consists of the following positions:
  - Accountant 5 (PCN 21-2046)
  - Accountant 4 (PCN 07-1222)
  - Accountant 4 (PCN 07-4517)
  - Accountant 3 (PCN 07-1218)
  - Accountant 3 (PCN 07-1225)

- Accountant 2 (PCN 07-1710)
- Accountant 2 (PCN 21-2007)
- Accounting Technician 3 (PCN 07-1209)
- Accounting Technician 3 (PCN 07-1213)
- Accounting Technician 3 (PCN 07-1216)
- Accounting Technician 1 (PCN 07-1224)

***Schedule VI C-3: Labor Market Information***

Within the Labor Market Information component of the Administrative Services Division is the Publications Office. The Publications Office provides writing, editing and production services for information in support of all department programs. In addition to writing, editing and production services, the Publications Office also arranges for distribution of products and maintains mailing lists representing a wide spectrum of the public. Information supported by the Publications Office includes employment/unemployment issues, career planning, housing, economy, demographics, industry, health and safety concerns of the work force and the effects of changing statutes and regulations. The Publications Office consists of the following positions:

- Chief Labor Research & Analysis (PCN 07-1701)
- Economist 4 (PCN 07-1704)
- Economist 4 (PCN 07-5258)
- Economist 3 (PCN 07-5545)
- Publications Specialist 3 (PCN 07-1731)
- Publications Specialist 2 (PCN 07-5382)

***Schedule VI C-4: Alaska Vocational Technical Center (AVTEC)***

AVTEC is a public post-secondary training institute that provides vocational technical education programs for Alaskans from across the state. AVTEC has administrative support staff that provide some of the same services that the Management Services component staff provide for the other divisions and sections in the department. These services include procurement, accounting, purchasing, and publication for multiple AVTEC programs. As a result, AVTEC does not require the same level of administrative support from the Management Services component. In order to be equitable and treat like costs in a like manner across the department, the AVTEC staff that perform these accounting, procurement, and publication activities, listed below, are included in the department-wide indirect cost pool, along with some support costs for those positions.

- Accounting Technician 3 (PCN 05-8396)
- Procurement Specialist 1 (PCN 05-8397)

***Schedule VI C-5: Vocational Rehabilitation Administration***

The Vocational Rehabilitation Administration component provides administrative oversight and centralized administrative services for all components and programs of the Vocational Rehabilitation Division (DVR). Services provided are particular to DVR and include: processing payments for multiple clients and grantees; preparation of federal and state budgets; reporting on federal grants; procurement services for clients and field offices; development of the federally required strategic plan of action; and research and analysis providing statistical support on the number of clients applying and served.

All costs of the component have been classified as division indirect costs, except for OMB unallowable costs. The component includes the following positions:

- Division Director (PCN 05-2001)
- Administrative Operations Manager 1 (PCN 05-2023)
- Project Assistant (PCN 05-2046)
- Project Assistant (PCN 07-5970)
- Administrative Officer 1 (PCN 05-2044)
- Accountant 3 (PCN 05-2003)
- Accounting Technician 2 (PCN 05-2042)
- Accounting Technician 1 (PCN 05-7007)
- Administrative Assistant 1 (PCN 07-7009)

***Schedule VI C-6: Employment and Training Services Administration***

The Employment and Training Services Administration component provides administrative oversight and centralized administrative services for all components and programs of the Employment and Training Services Division (DETS). Services provided are particular to DETS and include: processing payments for multiple clients and grantees; preparation of federal and state budgets; reporting on federal grants; procurement services for clients and field offices; development of the federally required strategic plan of action; and research and analysis providing statistical support on the number of clients applying and served.

---

All costs of the component have been classified as division indirect costs, except for OMB unallowable costs. The component includes the following positions:

- Division Director (PCN 01-332X)
- Division Operations Manager (PCN 07-5105)
- Administrative Operations Manager 2 (PCN 07-5172)
- Administrative Officer 2 (PCN 21-2018)
- Administrative Assistant 2 (PCN 07-5044)
- Accountant 4 (PCN 07-5481)
- Accountant 3 (PCN 07-5847)
- Accountant 3 (PCN 07-5958)
- Accounting Technician 3 (PCN 07-5750)
- Accounting Technician 3 (PCN 07-5784)
- Accounting Technician 2 (PCN 07-5311)
- Administrative Assistant 2 (PCN 07-5044)

***Schedule VI-D: Classification of FY2023 Budgeted Personal Services Costs***

Schedule VI-D provides the classification of the department's budgeted personal services costs for the fiscal year ending June 30, 2022. The schedule reconciles to Schedule V-B, Budgeted Department Expenditures for the Fiscal Year Ending June 30, 2022, in Section V of the proposal. Schedule information is utilized in the determination of the FY2023 indirect cost rate base. The schedule is formatted as follows:

- Organization Unit - brief title of divisions and components comprising each division;
- Support Schedule - provides a reference to the support schedule that provides detail information on budgeted costs that have been classified as department-wide or division indirect costs (same schedules supporting Schedule VI-C);
- Total Personal Services - total budgeted personal services costs of the department that reconciles to Schedule V-B in Section V of the proposal;

- Adjusted Costs – costs added to or excluded from the department’s budget as submitted by the Governor to the Legislature. Excluded personal services costs included in the department's budget that are not expected to occur;
- Direct Personal Services - personal services costs of positions specifically or readily identifiable with a specific program;
- Department-Wide Indirect Personal Services Costs - personal services costs of positions providing services benefiting all programs of the department;
- Division Indirect Personal Services Costs - personal services costs of positions benefiting all programs of a division;
- Total Indirect Personal Services Costs - total personal services costs of positions providing services classified as indirect costs.

This concludes the description of the schedules provided in this section. The schedules are provided on the following pages.

ALASKA DEPARTMENT OF LABOR AND WORKFORCE DEVELOPMENT  
 FY2023 INDIRECT COST RATE PROPOSAL

ACTUAL DEPARTMENT EXPENDITURES  
 FOR THE FISCAL YEAR ENDED JUNE 30, 2021

ORGANIZATION UNIT	PERSONAL SERVICES 1000	TRAVEL 2000	SERVICES 3000	SUPPLIES 4000	CAPITAL OUTLAY 5000	ASSISTANCE 7000	TOTAL COST TOTAL
<b>Office of the Commissioner</b>							
Commissioner's Office	\$ 1,943,879	\$ 41,241	\$ 87,111	\$ 8,334			\$ 2,080,565
Workforce Investment Board	1,403,486	22,455	294,321	27,955		15,423,262	17,171,479
AK Labor Relations Agency	380,775	-	70,630	47,109			498,514
Total	<u>3,728,140</u>	<u>63,696</u>	<u>452,062</u>	<u>83,398</u>	-	<u>15,423,262</u>	<u>19,750,558</u>
<b>Administrative Services</b>							
Management Services	2,788,816	4,688	441,816	19,122			3,254,442
Leasing			2,023,092				2,023,092
Data Processing	2,334,576		2,510,422	69,828			4,914,826
Labor Market Information	2,915,023	938	531,517	9,302			3,456,780
Total	<u>8,038,415</u>	<u>5,626</u>	<u>5,506,847</u>	<u>98,252</u>	-	-	<u>13,649,140</u>
<b>Workers' Compensation</b>							
Workers' Compensation	3,790,661	4,264	931,217	111,622		11,700	4,849,464
WC Appeals Commission	290,267	-	38,482	2,219			330,968
WC Benefits Guaranty Fund	95,304		150,866	10		362,257	608,437
Second Injury Fund	189,906		30,959	115		2,437,064	2,658,044
Fishermen's Fund	196,705		54,810	841		330,706	583,062
Total	<u>4,562,843</u>	<u>4,264</u>	<u>1,206,334</u>	<u>114,807</u>	-	<u>3,141,727</u>	<u>9,029,975</u>
<b>Labor Standards and Safety</b>							
Wage and Hour Admin.	1,585,080	3,808	393,295	14,458	33		1,996,674
Mechanical Inspection	1,762,437	65,431	321,950	7,902			2,157,720
Occupational Safety and Health	3,117,148	58,310	1,207,465	65,293			4,448,216
Alaska Safety Advisory Council			3,960	94			4,054
Total	<u>6,464,665</u>	<u>127,549</u>	<u>1,926,670</u>	<u>87,747</u>	<u>33</u>	-	<u>8,606,664</u>
<b>Employment and Training Services</b>							
Employment & Training Svcs Admin	1,016,604	2,307	111,269	5,604			1,135,784
Workforce Services	7,444,786	61	2,774,002	654,076		4,399,017	15,271,942
Workforce Development	2,417,230		3,521,329	9,030		5,411,426	11,359,015
Unemployment Insurance	27,172,934	1,017	7,277,592	858,530		60,821,700	96,131,773
Total	<u>38,051,554</u>	<u>3,385</u>	<u>13,684,192</u>	<u>1,527,240</u>	-	<u>70,632,143</u>	<u>123,898,514</u>

ALASKA DEPARTMENT OF LABOR AND WORKFORCE DEVELOPMENT  
 FY2023 INDIRECT COST RATE PROPOSAL

ACTUAL DEPARTMENT EXPENDITURES  
 FOR THE FISCAL YEAR ENDED JUNE 30, 2021

ORGANIZATION UNIT	PERSONAL SERVICES 1000	TRAVEL 2000	SERVICES 3000	SUPPLIES 4000	CAPITAL OUTLAY 5000	ASSISTANCE 7000	TOTAL COST TOTAL
<b>Vocational Rehabilitation</b>							
Vocational Rehabilitation Admin	779,335	3,195	104,316	35,803	-		922,649
Client Services	8,355,425	2,106	1,922,720	187,914		3,095,802	13,563,967
Disability Determination	2,815,840	1,876	717,707	16,787		854,105	4,406,315
Special Projects	9,033		71			896,691	905,795
Total	11,959,633	7,177	2,744,814	240,504	-	4,846,598	19,798,726
<b>AK Vocational Technical Center</b>							
AK Vocational Technical Center	6,789,402	7,467	3,269,855	570,236	217,886	648,323	11,503,169
AVTEC Facilities Maintenance	412,338		1,655,305	115,620			2,183,263
Total	7,201,740	7,467	4,925,160	685,856	217,886	648,323	13,686,432
<b>Total Operating Appropriations</b>	80,006,990	219,164	30,446,079	2,837,804	217,919	94,692,053	208,420,009
<b>Capital Appropriations</b>							
B17E 070170130 AVTEC Deferred Maint CIP			7,376				7,376
B17F 070170230 AVTEC Deferred Maint CIP			84,787				84,787
B21A 077221130 VR BEP Equip Replacement			1,247				1,247
Total	-	-	93,410	-	-	-	93,410
<b>Capital RSAs</b>							
B19A 07RS01822 AVTEC SW Def Maint CIP			125,389				125,389
B20A 07RS01823 AVTEC SW Def Maint CIP			229,549				229,549
Total	-	-	354,938	-	-	-	354,938
<b>Grand Total</b>	<u>\$ 80,006,990</u>	<u>\$ 219,164</u>	<u>\$ 30,894,427</u>	<u>\$ 2,837,804</u>	<u>\$ 217,919</u>	<u>\$ 94,692,053</u>	<u>\$ 208,868,357</u>



ALASKA DEPARTMENT OF LABOR AND WORKFORCE DEVELOPMENT  
 FY2023 INDIRECT COST RATE PROPOSAL

BUDGETED DEPARTMENT EXPENDITURES  
 FOR THE FISCAL YEAR ENDING JUNE 30, 2023

ORGANIZATION UNIT	PERSONAL SERVICES 1000	TRAVEL 2000	SERVICES 3000	SUPPLIES 4000	CAPITAL OUTLAY 5000	ASSISTANCE 7000	TOTAL COST TOTAL
<b>Office of the Commissioner</b>							
Commissioner's Office	\$ 1,083,800	\$ 130,800	\$ 69,500	\$ 4,700	\$ -	\$ -	\$ 1,288,800
Workforce Investment Board	1,536,300	116,000	784,000	28,500	-	20,204,300	22,669,100
AK Labor Relations Agency	403,700	12,400	61,500	10,400	-	-	488,000
Total	3,023,800	259,200	915,000	43,600	-	20,204,300	24,445,900
<b>Administrative Services</b>							
Management Services	2,611,800	13,300	1,669,900	31,600	-	-	4,326,600
Leasing	-	-	2,070,400	-	-	-	2,070,400
Data Processing	-	-	-	-	-	-	-
Labor Market Information	3,271,400	62,700	637,200	25,000	-	-	3,996,300
Total	5,883,200	76,000	4,377,500	56,600	-	-	10,393,300
<b>Workers' Compensation</b>							
Workers' Compensation	4,791,300	52,900	1,133,900	100,900	6,000	11,700	6,096,700
WC Appeals Commission	309,100	-	129,800	5,000	-	-	443,900
WC Benefits Guaranty Fund	114,700	-	235,700	-	2,000	432,700	785,100
Second Injury Fund	211,400	-	82,100	4,300	-	2,568,300	2,866,100
Fishermen's Fund	271,400	30,200	182,500	25,500	-	916,100	1,425,700
Total	5,697,900	83,100	1,764,000	135,700	8,000	3,928,800	11,617,500
<b>Labor Standards and Safety</b>							
Wage and Hour Admin.	1,902,200	12,200	419,400	12,000	-	-	2,345,800
Mechanical Inspection	2,374,800	115,000	569,400	20,000	-	-	3,079,200
Occupational Safety and Health	4,004,800	130,000	1,141,800	27,000	-	-	5,303,600
Alaska Safety Advisory Council	24,100	2,000	100,500	60,000	-	-	186,600
Total	8,305,900	259,200	2,231,100	119,000	-	-	10,915,200

ALASKA DEPARTMENT OF LABOR AND WORKFORCE DEVELOPMENT  
 FY2023 INDIRECT COST RATE PROPOSAL

BUDGETED DEPARTMENT EXPENDITURES  
 FOR THE FISCAL YEAR ENDING JUNE 30, 2023

ORGANIZATION UNIT	PERSONAL SERVICES 1000	TRAVEL 2000	SERVICES 3000	SUPPLIES 4000	CAPITAL OUTLAY 5000	ASSISTANCE 7000	TOTAL COST TOTAL
<b>Employment and Training Services</b>							
Employment Training Svcs Admin	4,113,800	59,200	2,955,300	108,700	25,000	-	7,262,000
Workforce Services	9,247,600	188,300	3,323,600	104,600	120,500	5,398,200	18,382,800
Workforce Development	2,178,300	40,100	2,260,300	51,800	-	10,354,500	14,885,000
Unemployment Insurance	17,063,900	68,700	14,326,100	252,300	7,500	-	31,718,500
Total	32,603,600	356,300	22,865,300	517,400	153,000	15,752,700	72,248,300
<b>Vocational Rehabilitation</b>							
Vocational Rehab. Admin.	1,137,300	20,500	251,300	43,700	-	-	1,452,800
Client Services	9,258,100	246,000	2,034,800	215,100	-	5,677,900	17,431,900
Disability Determination	3,249,600	12,600	1,008,100	38,000	-	1,767,400	6,075,700
Special Projects	265,900	14,400	1,000	-	-	886,900	1,168,200
Total	13,910,900	293,500	3,295,200	296,800	-	8,332,200	26,128,600
<b>AK Vocational Technical Center</b>							
AK Vocational Technical Center	7,637,300	45,500	3,527,100	1,080,700	194,000	1,548,900	14,033,500
AVTEC Facilities Maintenance	450,700	-	1,463,400	52,900	-	-	1,967,000
Total	8,088,000	45,500	4,990,500	1,133,600	194,000	1,548,900	16,000,500
<b>Grand Total</b>	<b>\$ 77,513,300</b>	<b>\$ 1,372,800</b>	<b>\$ 40,438,600</b>	<b>\$ 2,302,700</b>	<b>\$ 355,000</b>	<b>\$ 49,766,900</b>	<b>\$ 171,749,300</b>

ALASKA DEPARTMENT OF LABOR AND WORKFORCE DEVELOPMENT  
 FY2023 INDIRECT COST RATE PROPOSAL

BUDGETED DEPARTMENT FUNDING  
 FOR THE FISCAL YEAR ENDING JUNE 30, 2023

ORGANIZATION UNIT	FEDERAL RECEIPTS	GENERAL FUND	I/A RECEIPTS	EMPLOYMENT TRAINING	VOCATIONAL TRAINING	WORKERS SAFETY	OTHER	TOTAL
<b>Office of the Commissioner</b>								
Commissioner's Office		\$ 480,900	\$ 807,900					\$ 1,288,800
Workforce Investment Board	7,658,200	4,105,600	617,700	5,507,000	4,780,600			22,669,100
AK Labor Relations Agency		488,000						488,000
Total	7,658,200	5,074,500	1,425,600	5,507,000	4,780,600	-	-	24,445,900
<b>Administrative Services</b>								
Management Services	2,787,500	392,300	1,146,800	-	-	-	-	4,326,600
Leasing		2,070,400						2,070,400
Data Processing								-
Labor Market Information	1,440,000	904,300	1,478,100			126,700	47,200	3,996,300
Total	4,227,500	3,367,000	2,624,900	-	-	126,700	47,200	10,393,300
<b>Workers' Compensation</b>								
Workers' Compensation						6,096,700		6,096,700
WC Appeals Commission						443,900		443,900
WC Benefits Guaranty Fund							785,100	785,100
Second Injury Fund							2,866,100	2,866,100
Fishermen's Fund							1,425,700	1,425,700
Total	-	-	-	-	-	6,540,600	5,076,900	11,617,500
<b>Labor Standards and Safety</b>								
Wage and Hour Admin.		1,681,600	664,200					2,345,800
Mechanical Inspection		432,000	761,600				1,885,600	3,079,200
Occupational Safety and Health	2,208,700	2,154,100	312,100			628,700		5,303,600
Alaska Safety Advisory Council							186,600	186,600
Total	2,208,700	4,267,700	1,737,900	-	-	628,700	2,072,200	10,915,200

ALASKA DEPARTMENT OF LABOR AND WORKFORCE DEVELOPMENT  
 FY2023 INDIRECT COST RATE PROPOSAL

BUDGETED DEPARTMENT FUNDING  
 FOR THE FISCAL YEAR ENDING JUNE 30, 2023

ORGANIZATION UNIT	FEDERAL RECEIPTS	GENERAL FUND	I/A RECEIPTS	EMPLOYMENT TRAINING	VOCATIONAL TRAINING	WORKERS SAFETY	OTHER	TOTAL
<b>Employment and Training Services</b>								
Employment Training Svcs Admin	6,808,500	15,000	438,500					7,262,000
Workforce Services	12,346,600	1,000,000	4,227,900				808,300	18,382,800
Workforce Development	6,170,600	6,570,800		2,129,500	14,100			14,885,000
Unemployment Insurance	30,452,100	8,300	346,100	446,000	446,000		20,000	31,718,500
Total	55,777,800	7,594,100	5,012,500	2,575,500	460,100	-	828,300	72,248,300
<b>Vocational Rehabilitation</b>								
Vocational Rehab. Admin.	1,165,500		287,300					1,452,800
Client Services	13,103,000	4,064,700					264,200	17,431,900
Disability Determination	5,778,900		296,800					6,075,700
Special Projects	919,200	153,000	96,000					1,168,200
Total	20,966,600	4,217,700	680,100	-	-	-	264,200	26,128,600
<b>AK Vocational Technical Center</b>								
AK Vocational Technical Center	1,138,200	8,310,400	1,079,600		2,329,900		1,175,400	14,033,500
AVTEC Facilities Maintenance			1,867,200				99,800	1,967,000
Total	1,138,200	8,310,400	2,946,800	-	2,329,900	-	1,275,200	16,000,500
<b>Grand Total</b>	<b>\$ 91,977,000</b>	<b>\$ 32,831,400</b>	<b>\$ 14,427,800</b>	<b>\$ 8,082,500</b>	<b>\$ 7,570,600</b>	<b>\$ 7,296,000</b>	<b>\$ 9,564,000</b>	<b>\$ 171,749,300</b>

ALASKA DEPARTMENT OF LABOR AND WORKFORCE DEVELOPMENT  
 FY2023 INDIRECT COST RATE PROPOSAL

CLASSIFICATION OF FY2021 TOTAL ACTUAL COSTS

ORGANIZATION UNIT	SUPPORT SCHEDULE	TOTAL COSTS	DIRECT COSTS	INDIRECT COSTS		
				DEPT-WIDE	DIVISION	TOTAL
<b>Office of the Commissioner</b>						
Commissioner's Office	VI A-1	\$ 2,080,565	\$ 1,448,114	\$ 632,451		\$ 632,451
Workforce Investment Board		17,171,479	\$ 17,171,479			-
AK Labor Relations Agency		498,514	\$ 498,514			-
Total		19,750,558	19,118,107	632,451	-	632,451
<b>Administrative Services</b>						
Management Services	VI A-2	3,254,442	378,801	2,875,641		\$ 2,875,641
Leasing		2,023,092	2,023,092			\$ -
Data Processing		4,914,826	4,914,826			\$ -
Labor Market Information	VI A-3	3,456,780	3,206,963	249,817		\$ 249,817
Total		13,649,140	10,523,682	3,125,458	-	3,125,458
<b>Workers' Compensation</b>						
Workers' Compensation		4,849,464	4,849,464			-
WC Appeals Commission		330,968	330,968			-
WC Benefits Guaranty Fund		608,437	608,437			-
Second Injury Fund		2,658,044	2,658,044			-
Fishermen's Fund		583,062	583,062			-
Total		9,029,975	9,029,975	-	-	-
<b>Labor Standards and Safety</b>						
Wage and Hour Admin.		1,996,674	1,996,674			-
Mechanical Inspection		2,157,720	2,157,720			-
Occupational Safety and Health		4,448,216	4,448,216			-
Alaska Safety Advisory Council		4,054	4,054			-
Total		8,606,664	8,606,664	-	-	-

ALASKA DEPARTMENT OF LABOR AND WORKFORCE DEVELOPMENT  
 FY2023 INDIRECT COST RATE PROPOSAL

CLASSIFICATION OF FY2021 TOTAL ACTUAL COSTS

ORGANIZATION UNIT	SUPPORT SCHEDULE	TOTAL COSTS	DIRECT COSTS	INDIRECT COSTS		
				DEPT-WIDE	DIVISION	TOTAL
<b>Employment and Training Services</b>						
Employment & Training Svcs Admin	VI A-6	1,135,784	178,744		957,040	957,040
Workforce Services		15,271,942	15,271,942			-
Workforce Development		11,359,015	11,359,015			-
Unemployment Insurance		96,131,773	96,131,773			-
Total		<u>123,898,514</u>	<u>122,941,474</u>	<u>-</u>	<u>957,040</u>	<u>957,040</u>
<b>Vocational Rehabilitation</b>						
Vocational Rehabilitation Admin	VI A-5	922,649	-		922,649	922,649
Client Services		13,563,967	13,563,967			-
Disability Determination		4,406,315	4,406,315			-
Special Projects		905,795	905,795			-
Total		<u>19,798,726</u>	<u>18,876,077</u>	<u>-</u>	<u>922,649</u>	<u>922,649</u>
<b>AK Vocational Technical Center</b>						
AK Vocational Technical Center	VI A-4	11,503,169	11,308,225	194,944		194,944
AVTEC Facilities Maintenance		2,183,263	2,183,263			-
Total		<u>13,686,432</u>	<u>13,491,488</u>	<u>194,944</u>	<u>-</u>	<u>194,944</u>
<b>Total Operating Appropriations</b>		<u>208,420,009</u>	<u>208,420,009</u>	<u>-</u>		<u>-</u>
<b>Capital Appropriations</b>						
B17E 070170130 AVTEC Deferred Maint CIP		7,376	7,376			-
B17F 070170230 AVTEC Deferred Maint CIP		84,787	84,787			-
B21A 077221130 VR BEP Equip Replacement		1,247	1,247			-
Total		<u>93,410</u>	<u>93,410</u>	<u>-</u>	<u>-</u>	<u>-</u>

ALASKA DEPARTMENT OF LABOR AND WORKFORCE DEVELOPMENT  
 FY2023 INDIRECT COST RATE PROPOSAL

CLASSIFICATION OF FY2021 TOTAL ACTUAL COSTS

ORGANIZATION UNIT	SUPPORT SCHEDULE	TOTAL COSTS	DIRECT COSTS	INDIRECT COSTS		
				DEPT-WIDE	DIVISION	TOTAL
<b>Capital RSAs</b>						
B19A 07RS01822 AVTEC SW Def Maint CIP		125,389	125,389			-
B20A 07RS01823 AVTEC SW Def Maint CIP		229,549	229,549			-
Total		354,938	354,938	-	-	-
<b>Total Actual</b>		208,868,357	203,035,815	3,952,853	1,879,689	5,832,542
<b>Additional Costs</b>						
FY2021 State Paid Leases	Appendix C	412,763	64,674	348,089		348,089
FY2021 Legislative Audit Costs Unbilled	Appendix D	642,855		642,855		642,855
FY2021 Administrative Systems (IRIS/ALDER) Unbilled	Appendix E	44,552		44,552		44,552
FY2019 Statewide Costs (FY2021 Unavailable)	Appendix F	294,095		294,095		294,095
<b>Total Additional Costs</b>		1,394,265	64,674	1,329,591	-	1,329,591
<b>Grand Total</b>		\$ 210,262,622	\$ 203,100,489	\$ 5,282,444	\$ 1,879,689	\$ 7,162,133

ALASKA DEPARTMENT OF LABOR AND WORKFORCE DEVELOPMENT  
 FY2023 INDIRECT COST RATE PROPOSAL

COMMISSIONER'S OFFICE  
 ACTUAL DEPARTMENT EXPENDITURES  
 FOR THE FISCAL YEAR ENDED JUNE 30, 2021

DESCRIPTION	TOTAL COSTS	DIRECT COSTS	INDIRECT COSTS
<b>Personal Services</b>	\$ 1,943,879	\$ 1,363,142	\$ 580,737
<b>Travel</b>	41,241	18,241	23,000
<b>Services</b>			
Unallowable Vehicles			
Penalties and Fines			
Penalty Interest			
Other	87,111	61,404	25,707
Total Services	87,111	61,404	25,707
<b>Supplies</b>	8,334	5,327	3,007
<b>Capital Outlay</b>			
Equipment Less Than \$5,000	-	-	
Equipment \$5,000 and Greater			
Total Capital Outlay	-	-	-
<b>Assistance</b>	-	-	-
<b>Total Costs</b>	\$ 2,080,565	\$ 1,448,114	\$ 632,451



ALASKA DEPARTMENT OF LABOR AND WORKFORCE DEVELOPMENT  
 FY2023 INDIRECT COST RATE PROPOSAL

MANAGEMENT SERVICES  
 ACTUAL DEPARTMENT EXPENDITURES  
 FOR THE FISCAL YEAR ENDED JUNE 30, 2021

DESCRIPTION	TOTAL COSTS	DIRECT COSTS	DEPT-WIDE INDIRECT COSTS
<b>Personal Services</b>	\$ 2,788,816	\$ 370,192	2,418,624
<b>Travel</b>	4,688	-	4,688
<b>Services</b>			
Unallowable Vehicles			
Penalties and Fines			
Penalty Interest			
Other	441,816	8,109	433,707
<b>Total Services</b>	441,816	8,109	433,707
<b>Supplies</b>	19,122	500	18,622
<b>Capital Outlay</b>			
Equipment Less Than \$5,000			
Equipment \$5,000 and Greater			
<b>Total Capital Outlay</b>	-	-	-
<b>Assistance</b>	-	-	-
<b>Total Costs</b>	\$ 3,254,442	\$ 378,801	\$ 2,875,641

ALASKA DEPARTMENT OF LABOR AND WORKFORCE DEVELOPMENT  
 FY2023 INDIRECT COST RATE PROPOSAL

LABOR MARKET INFORMATION  
 ACTUAL DEPARTMENT EXPENDITURES  
 FOR THE FISCAL YEAR ENDED JUNE 30, 2021

DESCRIPTION	TOTAL COSTS	DIRECT COSTS	DEPT-WIDE INDIRECT COSTS
<b>Personal Services</b>	\$ 2,915,023	\$ 2,666,099	\$ 248,924
<b>Travel</b>	938	938	\$ -
<b>Services</b>			
Unallowable Vehicles			
Penalties and Fines			
Penalty Interest			
Other	531,517	530,672	845
Total Services	531,517	530,672	845
<b>Supplies</b>	9,302	9,254	48
<b>Capital Outlay</b>			
Equipment Less Than \$5,000			
Equipment \$5,000 and Greater			
Total Capital Outlay	-	-	-
<b>Assistance</b>	-	-	-
<b>Total Costs</b>	\$ 3,456,780	\$ 3,206,963	\$ 249,817

ALASKA DEPARTMENT OF LABOR AND WORKFORCE DEVELOPMENT  
 FY2023 INDIRECT COST RATE PROPOSAL

ALASKA VOCATIONAL TECHNICAL CENTER  
 ACTUAL DEPARTMENT EXPENDITURES  
 FOR THE FISCAL YEAR ENDED JUNE 30, 2021

DESCRIPTION	TOTAL COSTS	DIRECT COSTS	DEPT-WIDE INDIRECT COSTS
<b>Personal Services</b>	\$ 6,789,402	\$ 6,594,458	\$ 194,944
<b>Travel</b>	7,467	7,467	-
<b>Services</b>			
Unallowable Vehicle			
Penalties and Fines			
Penalty Interest			
Other	3,269,855	3,269,855	
Total Services	3,269,855	3,269,855	-
<b>Supplies</b>	570,236	570,236	-
<b>Capital Outlay</b>			
Equipment Less Than \$5,000			
Equipment \$5,000 and Greater	217,886	217,886	
Total Capital Outlay	217,886	217,886	-
<b>Assistance</b>	648,323	648,323	-
<b>Total Costs</b>	\$ 11,503,169	\$ 11,308,225	\$ 194,944

ALASKA DEPARTMENT OF LABOR AND WORKFORCE DEVELOPMENT  
 FY2023 INDIRECT COST RATE PROPOSAL

VOCATIONAL REHABILITATION ADMINISTRATION  
 ACTUAL DEPARTMENT EXPENDITURES  
 FOR THE FISCAL YEAR ENDED JUNE 30, 2021

DESCRIPTION	TOTAL COSTS	DIRECT COSTS	DIVISION INDIRECT COSTS
<b>Personal Services</b>	\$ 779,335	\$ -	\$ 779,335
<b>Travel</b>	3,195	-	3,195
<b>Services</b>			
Unallowable Vehicle			
Penalties and Fines			
Penalty Interest			
Other	104,316	-	104,316
<b>Total Services</b>	<b>104,316</b>	<b>-</b>	<b>104,316</b>
<b>Supplies</b>	<b>35,803</b>	<b>-</b>	<b>35,803</b>
<b>Capital Outlay</b>			
Equipment Less Than \$5,000	-	-	
Equipment \$5,000 and Greater			
<b>Total Capital Outlay</b>	<b>-</b>	<b>-</b>	<b>-</b>
<b>Assistance</b>	<b>-</b>	<b>-</b>	<b>-</b>
<b>Total Costs</b>	<b>\$ 922,649</b>	<b>\$ -</b>	<b>\$ 922,649</b>

ALASKA DEPARTMENT OF LABOR AND WORKFORCE DEVELOPMENT  
 FY2023 INDIRECT COST RATE PROPOSAL

EMPLOYMENT AND TRAINING SERVICES ADMINISTRATION  
 ACTUAL DEPARTMENT EXPENDITURES  
 FOR THE FISCAL YEAR ENDED JUNE 30, 2021

DESCRIPTION	TOTAL COSTS	DIRECT COSTS	DIVISION INDIRECT COSTS
<b>Personal Services</b>	\$ 1,016,604	\$ 178,744	\$ 837,860
<b>Travel</b>	2,307	-	2,307
<b>Services</b>			
Unallowable Vehicle Penalties and Fines			
Penalty Interest			
Other	111,269	-	111,269
<b>Total Services</b>	111,269	-	111,269
<b>Supplies</b>	5,604	-	5,604
<b>Capital Outlay</b>			
Equipment Less Than \$5,000			
Equipment \$5,000 and Greater			
<b>Total Capital Outlay</b>	-	-	-
<b>Assistance</b>	-	-	-
<b>Total Costs</b>	\$ 1,135,784	\$ 178,744	\$ 957,040

ALASKA DEPARTMENT OF LABOR AND WORKFORCE DEVELOPMENT  
 FY2023 INDIRECT COST RATE PROPOSAL

CLASSIFICATION OF FY2021 ACTUAL PERSONAL SERVICES COSTS

ORGANIZATION UNIT	SUPPORT SCHEDULE	TOTAL PERSONAL SERVICES	DIRECT PERSONAL SERVICES	INDIRECT PERSONAL SERVICES		
				DEPT-WIDE	DIVISION	TOTAL
<b>Office of the Commissioner</b>						
Commissioner's Office	VI A-1	\$ 1,943,879	\$ 1,363,142	\$ 580,737	\$ -	\$ 580,737
Workforce Investment Board		1,403,486	1,403,486			-
AK Labor Relations Agency		380,775	380,775			-
Total		<u>3,728,140</u>	<u>3,147,403</u>	<u>580,737</u>	<u>-</u>	<u>580,737</u>
<b>Administrative Services</b>						
Management Services	VI A-2	2,788,816	370,192	2,418,624		2,418,624
Leasing		-				-
Data Processing		2,334,576	2,334,576			-
Labor Market Information	VI A-3	2,915,023	2,666,099	248,924		248,924
Total		<u>8,038,415</u>	<u>5,370,867</u>	<u>2,667,548</u>	<u>-</u>	<u>2,667,548</u>
<b>Workers' Compensation</b>						
Workers' Compensation		3,790,661	3,790,661			-
WC Appeals Commission		290,267	290,267			-
WC Benefits Guaranty Fund		95,304	95,304			-
Second Injury Fund		189,906	189,906			-
Fishermen's Fund		196,705	196,705			-
Total		<u>4,562,843</u>	<u>4,562,843</u>	<u>-</u>	<u>-</u>	<u>-</u>
<b>Labor Standards and Safety</b>						
Wage and Hour Admin.		1,585,080	1,585,080			-
Mechanical Inspection		1,762,437	1,762,437			-
Occupational Safety and Health		3,117,148	3,117,148			-
Alaska Safety Advisory Council		-	-			-
Total		<u>6,464,665</u>	<u>6,464,665</u>	<u>-</u>	<u>-</u>	<u>-</u>

ALASKA DEPARTMENT OF LABOR AND WORKFORCE DEVELOPMENT  
 FY2023 INDIRECT COST RATE PROPOSAL

CLASSIFICATION OF FY2021 ACTUAL PERSONAL SERVICES COSTS

ORGANIZATION UNIT	SUPPORT SCHEDULE	TOTAL PERSONAL SERVICES	DIRECT PERSONAL SERVICES	INDIRECT PERSONAL SERVICES		
				DEPT-WIDE	DIVISION	TOTAL
<b>Employment and Training Services</b>						
Employment & Training Svcs Admin	VI A-6	1,016,604	178,744		837,860	837,860
Workforce Services		7,444,786	7,444,786			-
Workforce Development		2,417,230	2,417,230			-
Unemployment Insurance		27,172,934	27,172,934			-
Total		<u>38,051,554</u>	<u>37,213,694</u>	<u>-</u>	<u>837,860</u>	<u>837,860</u>
<b>Vocational Rehabilitation</b>						
Vocational Rehabilitation Admin	VI A-5	779,335	-		779,335	779,335
Client Services		8,355,425	8,355,425			-
Disability Determination		2,815,840	2,815,840			-
Special Projects		9,033	9,033			-
Total		<u>11,959,633</u>	<u>11,180,298</u>	<u>-</u>	<u>779,335</u>	<u>779,335</u>
<b>AK Vocational Technical Center</b>						
AK Vocational Technical Center	VI A-4	6,789,402	6,594,458	194,944		194,944
AVTEC Facilities Maintenance		412,338	412,338			-
Total		<u>7,201,740</u>	<u>7,006,796</u>	<u>194,944</u>	<u>-</u>	<u>194,944</u>
<b>Total Operating Appropriations</b>		<u>80,006,990</u>	<u>74,946,566</u>	<u>3,443,229</u>	<u>1,617,195</u>	<u>5,060,424</u>
<b>Capital Appropriations</b>						
B17E 070170130 AVTEC Deferred Maint CIP		-	-			-
B17F 070170230 AVTEC Deferred Maint CIP		-	-			-
B21A 077221130 VR BEP Equip Replacement		-	-			-
Total		<u>-</u>	<u>-</u>	<u>-</u>	<u>-</u>	<u>-</u>

ALASKA DEPARTMENT OF LABOR AND WORKFORCE DEVELOPMENT  
 FY2023 INDIRECT COST RATE PROPOSAL

CLASSIFICATION OF FY2021 ACTUAL PERSONAL SERVICES COSTS

ORGANIZATION UNIT	SUPPORT SCHEDULE	TOTAL PERSONAL SERVICES	DIRECT PERSONAL SERVICES	INDIRECT PERSONAL SERVICES		
				DEPT-WIDE	DIVISION	TOTAL
<b>Capital RSAs &amp; Multi-year Appropriations</b>						
B19A 07RS01822 AVTEC SW Def Maint CIP		-	-			-
B20A 07RS01823 AVTEC SW Def Maint CIP		-	-			-
Total		-	-	-	-	-
<b>Total Operating and Capital Appropriations</b>		<u>80,006,990</u>	<u>74,946,566</u>	<u>3,443,229</u>	<u>1,617,195</u>	<u>5,060,424</u>
<b>Additional Costs</b>						
FY2021 State Paid Leases	Appendix C	-				-
FY2021 Legislative Audit Costs Unbilled	Appendix D	-				-
FY2021 Administrative Systems (IRIS/ALDER) Unbilled	Appendix E	-				-
FY2019 Statewide Costs (FY2021 Unavailable)	Appendix F	-				-
<b>Total Additional Costs</b>		<u>-</u>	<u>-</u>	<u>-</u>	<u>-</u>	<u>-</u>
<b>Grand Total</b>		<u>\$ 80,006,990</u>	<u>\$ 74,946,566</u>	<u>\$ 3,443,229</u>	<u>\$ 1,617,195</u>	<u>\$ 5,060,424</u>



ALASKA DEPARTMENT OF LABOR AND WORKFORCE DEVELOPMENT  
 FY2023 INDIRECT COST RATE PROPOSAL

CLASSIFICATION OF FY2023 TOTAL BUDGETED COSTS

ORGANIZATION UNIT	SUPPORT SCHEDULE	TOTAL COSTS	ADJUSTED COSTS	DIRECT COSTS	INDIRECT COSTS		
					DEPT-WIDE	DIVISION	TOTAL
<b>Office of the Commissioner</b>							
Commissioner's Office	VI C-1	\$ 1,288,800	\$ -	325,503	\$ 963,297		\$ 963,297
Workforce Investment Board		22,669,100		22,669,100			-
AK Labor Relations Agency		488,000		488,000			-
Total		<u>24,445,900</u>	<u>-</u>	<u>23,482,603</u>	<u>963,297</u>	<u>-</u>	<u>963,297</u>
<b>Administrative Services</b>							
Management Services	VI C-2	4,326,600	513,514	-	4,840,114		4,840,114
Leasing		2,070,400		2,070,400			-
Data Processing		-		-			-
Labor Market Information	VI C-3	3,996,300	-	3,374,999	621,301		621,301
Total		<u>10,393,300</u>	<u>513,514</u>	<u>5,445,399</u>	<u>5,461,415</u>	<u>-</u>	<u>5,461,415</u>
<b>Workers' Compensation</b>							
Workers' Compensation		6,096,700		6,096,700			-
WC Appeals Commission		443,900		443,900			-
WC Benefits Guaranty Fund		785,100		785,100			-
Second Injury Fund		2,866,100		2,866,100			-
Fishermen's Fund		1,425,700		1,425,700			-
Total		<u>11,617,500</u>	<u>-</u>	<u>11,617,500</u>	<u>-</u>	<u>-</u>	<u>-</u>
<b>Labor Standards and Safety</b>							
Wage and Hour Admin.		2,345,800		2,345,800			-
Mechanical Inspection		3,079,200		3,079,200			-
Occupational Safety and Health		5,303,600		5,303,600			-
Alaska Safety Advisory Council		186,600		186,600			-
Total		<u>10,915,200</u>	<u>-</u>	<u>10,915,200</u>	<u>-</u>	<u>-</u>	<u>-</u>
<b>Employment and Training Services</b>							
Employment Training Svcs Admin	VI C-6	7,262,000	-	5,726,007		1,535,993	1,535,993
Workforce Services		18,382,800		18,382,800			-
Workforce Development		14,885,000		14,885,000			-
Unemployment Insurance		31,718,500		31,718,500			-
Total		<u>72,248,300</u>	<u>-</u>	<u>70,712,307</u>	<u>-</u>	<u>1,535,993</u>	<u>1,535,993</u>

ALASKA DEPARTMENT OF LABOR AND WORKFORCE DEVELOPMENT  
 FY2023 INDIRECT COST RATE PROPOSAL

CLASSIFICATION OF FY2023 TOTAL BUDGETED COSTS

ORGANIZATION UNIT	SUPPORT SCHEDULE	TOTAL COSTS	ADJUSTED COSTS	DIRECT COSTS	INDIRECT COSTS		
					DEPT-WIDE	DIVISION	TOTAL
<b>Vocational Rehabilitation</b>							
Vocational Rehab. Admin.	VI C-5	1,452,800	-	143,607		1,309,193	1,309,193
Client Services		17,431,900		17,431,900			-
Disability Determination		6,075,700		6,075,700			-
Special Projects		1,168,200		1,168,200			-
Total		<u>26,128,600</u>	<u>-</u>	<u>24,819,407</u>	<u>-</u>	<u>1,309,193</u>	<u>1,309,193</u>
<b>AK Vocational Technical Center</b>							
AK Vocational Technical Center	VI C-4	14,033,500	-	13,744,322	289,178		289,178
AVTEC Facilities Maintenance		1,967,000		1,967,000			-
Total		<u>16,000,500</u>	<u>-</u>	<u>15,711,322</u>	<u>289,178</u>	<u>-</u>	<u>289,178</u>
<b>Total Department Budget</b>		<u>171,749,300</u>	<u>513,514</u>	<u>162,703,739</u>	<u>6,713,889</u>	<u>2,845,186</u>	<u>9,559,075</u>
<b>Cost Incurred by Other Depts.</b>							
FY2022 Budgeted State Paid Leases	Appendix C	567,700		17,231	550,469		550,469
FY2021 Legislative Audit Costs Unbilled	Appendix D	642,855			642,855		642,855
FY2021 Administrative Systems (IRIS/ALDER) Unbilled	Appendix E	44,552			44,552		44,552
FY2019 Statewide Costs (FY2021 Unavailable)	Appendix F	294,095			294,095		294,095
<b>Total Additional Costs</b>		<u>1,549,202</u>	<u>-</u>	<u>17,231</u>	<u>1,531,971</u>	<u>-</u>	<u>1,531,971</u>
<b>Grand Total</b>		<u>\$ 173,298,502</u>	<u>\$ 513,514</u>	<u>\$ 162,720,970</u>	<u>\$ 8,245,860</u>	<u>\$ 2,845,186</u>	<u>\$ 11,091,046</u>

ALASKA DEPARTMENT OF LABOR AND WORKFORCE DEVELOPMENT  
 FY2023 INDIRECT COST RATE PROPOSAL

COMMISSIONER'S OFFICE  
 BUDGETED DEPARTMENT EXPENDITURES  
 FOR THE FISCAL YEAR ENDING JUNE 30, 2023

DESCRIPTION	PCN	PER BUDGET	ADJUSTED COSTS	TOTAL COSTS	DIRECT COSTS	DEPT-WIDE INDIRECT COSTS
<b>Personal Services</b>						
Commissioner	07-1001	\$ 227,298		\$ 227,298	\$ 57,044 *	\$ 170,254
Deputy Commissioner	07-1002	209,630		209,630	\$ 52,197 *	157,433
Deputy Commissioner	07-1003	216,245		216,245	\$ 54,012 *	162,233
Executive Secretary 3	07-1015	104,291		104,291		104,291
Assistant Commissioner	07-1037	218,681		218,681	\$ 54,680 *	164,001
Special Assistant to the Commissioner 2	07-1039	141,158		141,158	38,731	102,427
Total Pre-Vacancy		1,117,303	-	1,117,303	256,664	860,639
Less Budgeted Vacancy		(33,519)		(33,519)	(7,700)	(25,819)
Total Personal Services		1,083,784	-	1,083,784	249,004	834,780
Wages		716,099	-	716,099	164,527	551,572
Fringe Benefits		367,685	-	367,685	84,477	283,208
<b>Total Personal Services</b>		1,083,784	-	1,083,784	249,004	834,780
<b>Travel</b>		130,800	-	130,800	48,806	81,994

ALASKA DEPARTMENT OF LABOR AND WORKFORCE DEVELOPMENT  
 FY2023 INDIRECT COST RATE PROPOSAL

COMMISSIONER'S OFFICE  
 BUDGETED DEPARTMENT EXPENDITURES  
 FOR THE FISCAL YEAR ENDING JUNE 30, 2023

DESCRIPTION	PCN	PER BUDGET	ADJUSTED COSTS	TOTAL COSTS	DIRECT COSTS	DEPT-WIDE INDIRECT COSTS
<b>Services</b>						
Contract Services		216		216	81	135
Communications		5,800		5,800	2,164	3,636
Printing		500		500	187	313
Repairs & Maintenance		200		200	75	125
Equipment Rent		-		-	-	-
Transportation		-		-	-	-
Facility Rent		62,800		62,800	23,433	39,367
Other		-		-	-	-
<b>Total Services</b>		<u>69,516</u>	<u>-</u>	<u>69,516</u>	<u>25,939</u>	<u>43,577</u>
<b>Supplies</b>		<u>4,700</u>	<u>-</u>	<u>4,700</u>	<u>1,754</u>	<u>2,946</u>
<b>Capital Outlay</b>		<u>-</u>	<u>-</u>	<u>-</u>	<u>-</u>	<u>-</u>
<b>Assistance</b>		<u>-</u>	<u>-</u>	<u>-</u>	<u>-</u>	<u>-</u>
<b>Total Costs</b>		<u>\$ 1,288,800</u>	<u>\$ -</u>	<u>\$ 1,288,800</u>	<u>\$ 325,503</u>	<u>\$ 963,297</u>

Note \* - Amount above the salary cap of \$207,900 (calendar years 2022 & 2023 prorated amount) was reflected as direct cost

ALASKA DEPARTMENT OF LABOR AND WORKFORCE DEVELOPMENT  
 FY2023 INDIRECT COST RATE PROPOSAL

MANAGEMENT SERVICES  
 BUDGETED DEPARTMENT EXPENDITURES  
 FOR THE FISCAL YEAR ENDING JUNE 30, 2023

DESCRIPTION	PCN	PER BUDGET	ADJUSTED COSTS	TOTAL COSTS	DIRECT COSTS	DEPT-WIDE INDIRECT COSTS
<b>Personal Services</b>						
Human Resource Consultant 4	02-8073	170,920		170,920		170,920
Administrative Officer 1	07-1007	107,360		107,360		107,360
Division Director	07-1101		121,681 **	121,681		121,681
Supply Technician 1	07-1106	74,372		74,372		74,372
Procurement Specialist 4	07-1107	-	137,370 **	137,370		137,370
Supply Technician 1	07-1108	73,349		73,349		73,349
Division Operations Manager	07-1201	166,450		166,450		166,450
Administrative Assistant 3	07-1203	118,328		118,328		118,328
Budget Analyst 3	07-1205	151,274		151,274		151,274
Accounting Technician 3	07-1209	96,563		96,563		96,563
Accounting Technician 3	07-1213	125,260		125,260		125,260
Accounting Technician 3	07-1216	136,602		136,602		136,602
Accountant 3	07-1218	136,664		136,664		136,664
Accountant 4	07-1222	141,679		141,679		141,679
Accounting Technician 1	07-1224	78,413		78,413		78,413
Accountant 3	07-1225	123,200		123,200		123,200
Procurement Specialist 2	07-1226	-	126,030 **	126,030		126,030
Mail Services Courier	07-1404	83,920		83,920		83,920
Procurement Specialist 3	07-1405	-	128,433 **	128,433		128,433

ALASKA DEPARTMENT OF LABOR AND WORKFORCE DEVELOPMENT  
 FY2023 INDIRECT COST RATE PROPOSAL

MANAGEMENT SERVICES  
 BUDGETED DEPARTMENT EXPENDITURES  
 FOR THE FISCAL YEAR ENDING JUNE 30, 2023

DESCRIPTION	PCN	PER BUDGET	ADJUSTED COSTS	TOTAL COSTS	DIRECT COSTS	DEPT-WIDE INDIRECT COSTS
Human Resources Consultant 1	07-1509			-		-
Administrative Officer 2	07-1515	133,028		133,028		133,028
Accountant 2	07-1710	121,915		121,915		121,915
Accountant 4	07-4517	146,838		146,838		146,838
Budget Analyst 1	07-6034	102,130		102,130		102,130
Accountant 2	21-2007	125,548		125,548		125,548
Accountant 5	21-2046	197,987		197,987		197,987
Human Resource Technician 2	25-0047			-		-
Subtotal		2,611,800	513,514	3,125,314	-	3,125,314
Total Pre-Vacancy		2,611,800	513,514	3,125,314	-	3,125,314
Less Budgeted Vacancy				-	-	-
Total Personal Services		2,611,800	513,514	3,125,314	-	3,125,314
Wages		1,401,354	275,525	1,676,879	-	1,676,879
Fringe Benefits		1,210,446	237,989	1,448,435	-	1,448,435
<b>Total Personal Services</b>		2,611,800	513,514	3,125,314	-	3,125,314
Travel		13,300	-	13,300	-	13,300

ALASKA DEPARTMENT OF LABOR AND WORKFORCE DEVELOPMENT  
 FY2023 INDIRECT COST RATE PROPOSAL

MANAGEMENT SERVICES  
 BUDGETED DEPARTMENT EXPENDITURES  
 FOR THE FISCAL YEAR ENDING JUNE 30, 2023

DESCRIPTION	PCN	PER BUDGET	ADJUSTED COSTS	TOTAL COSTS	DIRECT COSTS	DEPT-WIDE INDIRECT COSTS
<b>Services</b>						
Contract Services		879,557		879,557		879,557
Communications		54,200		54,200		54,200
Printing		4,200		4,200		4,200
Repairs & Maintenance		1,100		1,100		1,100
Equipment Rent		-		-		-
Transportation		9,100		9,100		9,100
Facility Rent		504,900		504,900		504,900
Other		216,843		216,843		216,843
<b>Total Services</b>		<u>1,669,900</u>	<u>-</u>	<u>1,669,900</u>	<u>-</u>	<u>1,669,900</u>
<b>Supplies</b>		<u>31,600</u>	<u>-</u>	<u>31,600</u>	<u>-</u>	<u>31,600</u>
<b>Capital Outlay</b>		<u>-</u>	<u>-</u>	<u>-</u>	<u>-</u>	<u>-</u>
<b>Assistance</b>		<u>-</u>	<u>-</u>	<u>-</u>	<u>-</u>	<u>-</u>
<b>Total Costs</b>		<u>\$ 4,326,600</u>	<u>\$ 513,514</u>	<u>\$ 4,840,114</u>	<u>\$ -</u>	<u>\$ 4,840,114</u>
<b>Note ** - No budgeted personal services (PS) cost; added PS costs due to eliminated consolidation statewide initiatives</b>						

ALASKA DEPARTMENT OF LABOR AND WORKFORCE DEVELOPMENT  
 FY2023 INDIRECT COST RATE PROPOSAL

LABOR MARKET INFORMATION  
 BUDGETED DEPARTMENT EXPENDITURES  
 FOR THE FISCAL YEAR ENDING JUNE 30, 2023

DESCRIPTION	PCN	PER BUDGET	ADJUSTED COSTS	TOTAL COSTS	DIRECT COSTS	DEPT-WIDE INDIRECT COSTS
<b>Personal Services</b>						
Chief Labor R&A	07-1701	\$ 205,426		\$ 205,426	\$ 195,155	\$ 10,271
Economist 4	07-1704	168,377		\$ 168,377	\$ 159,958	\$ 8,419
Publication Specialist 3	07-1731	147,970		147,970		147,970
Economist 4	07-5258	198,928		\$ 198,928	\$ 188,982	\$ 9,946
Internet Specialist 2	07-5382	122,407		122,407		122,407
Economist 3	07-5545	182,855		\$ 182,855	\$ 73,142	\$ 109,713
Other		2,321,158		2,321,158	2,321,158	
Total Pre-Vacancy		3,347,121	-	3,347,121	2,938,394	408,727
Less Budgeted Vacancy		(75,721)		(75,721)	(66,474)	(9,247)
Total Personal Services		3,271,400	-	3,271,400	2,871,920	399,480
Wages		2,058,359	-	2,058,359	1,807,007	251,352
Fringe Benefits		1,213,041	-	1,213,041	1,064,913	148,128
<b>Total Personal Services</b>		3,271,400	-	3,271,400	2,871,920	399,480
<b>Travel</b>		62,700	-	62,700	43,036	19,664



ALASKA DEPARTMENT OF LABOR AND WORKFORCE DEVELOPMENT  
 FY2023 INDIRECT COST RATE PROPOSAL

LABOR MARKET INFORMATION  
 BUDGETED DEPARTMENT EXPENDITURES  
 FOR THE FISCAL YEAR ENDING JUNE 30, 2023

DESCRIPTION	PCN	PER BUDGET	ADJUSTED COSTS	TOTAL COSTS	DIRECT COSTS	DEPT-WIDE INDIRECT COSTS
<b>Services</b>						
Contract Services		301,900		301,900	207,219	94,681
Communications		17,400		17,400	11,943	5,457
Printing		-		-	-	-
Repairs & Maintenance		1,000		1,000	686	314
Equipment Rent		-		-	-	-
Transportation		1,100		1,100	755	345
Facility Rent		200,500		200,500	137,620	62,880
Other		97,700		97,700	67,060	30,640
<b>Total Services</b>		<u>619,600</u>	<u>-</u>	<u>619,600</u>	<u>425,284</u>	<u>194,316</u>
<b>Supplies</b>		<u>25,000</u>	<u>-</u>	<u>25,000</u>	<u>17,160</u>	<u>7,840</u>
<b>Capital Outlay</b>		<u>-</u>	<u>-</u>	<u>-</u>	<u>-</u>	<u>-</u>
<b>Assistance</b>		<u>-</u>	<u>-</u>	<u>-</u>	<u>-</u>	<u>-</u>
<b>Total Costs</b>		<u>\$ 3,978,700</u>	<u>\$ -</u>	<u>\$ 3,978,700</u>	<u>\$ 3,357,399</u>	<u>\$ 621,301</u>

ALASKA DEPARTMENT OF LABOR AND WORKFORCE DEVELOPMENT  
 FY2023 INDIRECT COST RATE PROPOSAL

ALASKA VOCATIONAL TECHNICAL CENTER  
 BUDGETED DEPARTMENT EXPENDITURES  
 FOR THE FISCAL YEAR ENDING JUNE 30, 2023

DESCRIPTION	PCN	PER BUDGET	ADJUSTED COSTS	TOTAL COSTS	DIRECT COSTS	DEPT-WIDE INDIRECT COSTS
<b>Personal Services</b>						
Accounting Technician 3	05-8396	\$ 93,329		\$ 93,329		\$ 93,329
Procurement Specialist 1	05-8397	106,524		106,524		106,524
Other		7,783,748		7,783,748	7,783,748	
Total Pre-Vacancy		7,983,601	-	7,983,601	7,783,748	199,853
Less Budgeted Vacancy		(346,301)		(346,301)	(337,632)	(8,669)
Total Personal Services		7,637,300	-	7,637,300	7,446,116	191,184
Wages		4,633,901		4,633,901	4,517,901	116,000
Fringe Benefits		3,003,399		3,003,399	2,928,215	75,184
<b>Total Personal Services</b>		7,637,300	-	7,637,300	7,446,116	191,184
<b>Travel</b>		45,500	-	45,500	44,309	1,191

ALASKA DEPARTMENT OF LABOR AND WORKFORCE DEVELOPMENT  
 FY2023 INDIRECT COST RATE PROPOSAL

ALASKA VOCATIONAL TECHNICAL CENTER  
 BUDGETED DEPARTMENT EXPENDITURES  
 FOR THE FISCAL YEAR ENDING JUNE 30, 2023

DESCRIPTION	PCN	PER BUDGET	ADJUSTED COSTS	TOTAL COSTS	DIRECT COSTS	DEPT-WIDE INDIRECT COSTS
<b>Services</b>						
Contract Services		3,028,900		3,028,900	2,949,640	79,260
Communications		102,500		102,500	99,818	2,682
Printing		-		-	-	-
Repairs & Maintenance		28,500		28,500	27,754	746
Equipment Rent		-		-	-	-
Transportation		49,300		49,300	48,010	1,290
Facility Rent		-		-	-	-
Other		77,100		77,100	75,082	2,018
<b>Total Services</b>		<u>3,286,300</u>	<u>-</u>	<u>3,286,300</u>	<u>3,200,304</u>	<u>85,996</u>
<b>Supplies</b>		<u>1,080,700</u>	<u>-</u>	<u>1,080,700</u>	<u>1,069,893</u>	<u>10,807</u>
<b>Capital Outlay</b>		<u>194,000</u>	<u>-</u>	<u>194,000</u>	<u>194,000</u>	<u>-</u>
<b>Assistance</b>		<u>1,548,900</u>	<u>-</u>	<u>1,548,900</u>	<u>1,548,900</u>	<u>-</u>
<b>Total Costs</b>		<u>\$ 13,792,700</u>	<u>\$ -</u>	<u>\$ 13,792,700</u>	<u>\$ 13,503,522</u>	<u>\$ 289,178</u>

ALASKA DEPARTMENT OF LABOR AND WORKFORCE DEVELOPMENT  
 FY2023 INDIRECT COST RATE PROPOSAL

VOCATIONAL REHABILITATION ADMINISTRATION  
 BUDGETED DEPARTMENT EXPENDITURES  
 FOR THE FISCAL YEAR ENDING JUNE 30, 2023

DESCRIPTION	PCN	PER BUDGET	ADJUSTED COSTS	TOTAL COSTS	DIRECT COSTS	DIVISION INDIRECT COSTS
<b>Personal Services</b>						
Division Director	05-2001	\$ 244,550		\$ 244,550	\$ 36,650 *	\$ 207,900
Accountant 3	05-2003	141,337		141,337		141,337
Admin Operations Manager 1	05-2023	147,229		147,229		147,229
Accounting Technician 2	05-2042	89,124		89,124		89,124
Administrative Officer 1	05-2044	109,385		109,385		109,385
Project Assistant	05-2046	110,545		110,545		110,545
Accounting Technician 1	05-7007	79,945		79,945		79,945
Administrative Assistant 1	07-7009	81,162		81,162		81,162
Project Assistant	07-5970	137,724		137,724	107,425	30,299
Total Pre-Vacancy		1,141,001	-	1,141,001	144,075	996,926
Less Budgeted Vacancy		(3,701)		(3,701)	(467)	(3,234)
Total Personal Services		1,137,300	-	1,137,300	143,607	993,693
Wages		678,552		678,552	85,493	593,059
Fringe Benefits		458,748		458,748	58,115	400,633
<b>Total Personal Services</b>		1,137,300	-	1,137,300	143,607	993,693
<b>Travel</b>		20,500	-	20,500	-	20,500

ALASKA DEPARTMENT OF LABOR AND WORKFORCE DEVELOPMENT  
 FY2023 INDIRECT COST RATE PROPOSAL

VOCATIONAL REHABILITATION ADMINISTRATION  
 BUDGETED DEPARTMENT EXPENDITURES  
 FOR THE FISCAL YEAR ENDING JUNE 30, 2023

DESCRIPTION	PCN	PER BUDGET	ADJUSTED COSTS	TOTAL COSTS	DIRECT COSTS	DIVISION INDIRECT COSTS
<b>Services</b>						
Contract Services		204,400		204,400		204,400
Communications		8,200		8,200		8,200
Printing		-		-		-
Repairs & Maintenance		3,000		3,000		3,000
Equipment Rent		-		-		-
Transportation		-		-		-
Facility Rent		26,500		26,500		26,500
Other		9,200		9,200		9,200
<b>Total Services</b>		<u>251,300</u>	<u>-</u>	<u>251,300</u>	<u>-</u>	<u>251,300</u>
<b>Supplies</b>		<u>43,700</u>	<u>-</u>	<u>43,700</u>	<u>-</u>	<u>43,700</u>
<b>Capital Outlay</b>		<u>-</u>	<u>-</u>	<u>-</u>	<u>-</u>	<u>-</u>
<b>Assistance</b>		<u>-</u>	<u>-</u>	<u>-</u>	<u>-</u>	<u>-</u>
<b>Total Costs</b>		<u>\$ 1,452,800</u>	<u>\$ -</u>	<u>\$ 1,452,800</u>	<u>\$ 143,607</u>	<u>\$ 1,309,193</u>

Note \* - Amount above the salary cap of \$207,900 (calendar years 2022 & 2023 prorated amount) was reflected as direct cost

ALASKA DEPARTMENT OF LABOR AND WORKFORCE DEVELOPMENT  
 FY2023 INDIRECT COST RATE PROPOSAL

EMPLOYMENT AND TRAINING SERVICES ADMINISTRATION  
 BUDGETED DEPARTMENT EXPENDITURES  
 FOR THE FISCAL YEAR ENDING JUNE 30, 2023

DESCRIPTION	PCN	PER BUDGET	ADJUSTED COSTS	TOTAL COSTS	DIRECT COSTS	DIVISION INDIRECT COSTS
<b>Personal Services</b>						
Division Director	01-332X	\$ 212,441		\$ 212,441	\$ 4,541	* \$ 207,900
Administrative Assistant 2	07-5044	98,250		98,250		98,250
Division Operations Manager	07-5105	201,016		201,016		201,016
Admin Operations Manager 2	07-5172	164,951		164,951		164,951
Accounting Technician 2	07-5311	87,753		87,753		87,753
Accountant 4	07-5481	137,907		137,907	137,907	-
Accounting Technician 3	07-5750	99,736		99,736		99,736
Accounting Technician 3	07-5784	106,112		106,112		106,112
Accountant 3	07-5847	121,330		121,330	121,330	-
Accountant 3	07-5958	109,988		109,988		109,988
Administrative Officer 2	21-2018	140,063		140,063		140,063
Other		2,838,560		2,838,560	2,838,560	-
Total Pre-Vacancy		4,318,107	-	4,318,107	3,102,338	1,215,769
Less Budgeted Vacancy		(204,307)		(204,307)	(186,936)	(17,371)
Total Personal Services		4,113,800	-	4,113,800	2,915,402	1,198,398
Wages		2,575,585	-	2,575,585	1,819,589	755,996
Fringe Benefits		1,538,215	-	1,538,215	1,095,814	442,402
<b>Total Personal Services</b>		4,113,800	-	4,113,800	2,915,402	1,198,398
<b>Travel</b>		59,200	-	59,200	5,702	53,498

ALASKA DEPARTMENT OF LABOR AND WORKFORCE DEVELOPMENT  
 FY2023 INDIRECT COST RATE PROPOSAL

EMPLOYMENT AND TRAINING SERVICES ADMINISTRATION  
 BUDGETED DEPARTMENT EXPENDITURES  
 FOR THE FISCAL YEAR ENDING JUNE 30, 2023

DESCRIPTION	PCN	PER BUDGET	ADJUSTED COSTS	TOTAL COSTS	DIRECT COSTS	DIVISION INDIRECT COSTS
<b>Services</b>						
Contract Services		2,640,200		2,640,200	2,512,648	127,552
Communications		127,300		127,300	119,892	7,408
Printing		-		-	-	-
Repairs & Maintenance		12,500		12,500	8,562	3,938
Equipment Rent		-		-	-	-
Transportation		-		-	-	-
Facility Rent		161,100		161,100	101,407	59,693
Other		14,200		14,200	6,789	7,411
<b>Total Services</b>		<u>2,955,300</u>	<u>-</u>	<u>2,955,300</u>	<u>2,749,298</u>	<u>206,002</u>
<b>Supplies</b>		<u>108,700</u>	<u>-</u>	<u>108,700</u>	<u>30,605</u>	<u>78,095</u>
<b>Capital Outlay</b>		<u>25,000</u>	<u>-</u>	<u>25,000</u>	<u>25,000</u>	<u>-</u>
<b>Assistance</b>		<u>-</u>	<u>-</u>	<u>-</u>	<u>-</u>	<u>-</u>
<b>Total Costs</b>		<u>\$ 7,262,000</u>	<u>\$ -</u>	<u>\$ 7,262,000</u>	<u>\$ 5,726,007</u>	<u>\$ 1,535,993</u>

Note \* - Amount above the salary cap of \$207,900 (calendar years 2022 & 2023 prorated amount) was reflected as direct cost

ALASKA DEPARTMENT OF LABOR AND WORKFORCE DEVELOPMENT  
 FY2023 INDIRECT COST RATE PROPOSAL

CLASSIFICATION OF FY2023 BUDGETED PERSONAL SERVICES

ORGANIZATION UNIT	SUPPORT SCHEDULE	PERSONAL SERVICES	ADJUSTED COST	DIRECT COST	INDIRECT PERSONAL SERVICES		
					DEPT-WIDE	DIVISION	TOTAL
<b>Office of the Commissioner</b>							
Commissioner's Office	VI C-1	\$ 1,083,800	\$ -	\$ 249,020	\$ 834,780		\$ 834,780
Workforce Investment Board		1,536,300		1,536,300			-
AK Labor Relations Agency		403,700		403,700			-
Total		<u>3,023,800</u>	<u>-</u>	<u>2,189,020</u>	<u>834,780</u>	<u>-</u>	<u>834,780</u>
<b>Administrative Services</b>							
Management Services	VI C-2	2,611,800	513,514	-	3,125,314		3,125,314
Leasing		-		-			-
Data Processing		-		-			-
Labor Market Information	VI C-3	3,271,400		2,871,920	399,480		399,480
Total		<u>5,883,200</u>	<u>513,514</u>	<u>2,871,920</u>	<u>3,524,794</u>	<u>-</u>	<u>3,524,794</u>
<b>Workers' Compensation</b>							
Workers' Compensation		4,791,300		4,791,300			-
WC Appeals Commission		309,100		309,100			-
WC Benefits Guaranty Fund		114,700		114,700			-
Second Injury Fund		211,400		211,400			-
Fishermen's Fund		271,400		271,400			-
Total		<u>5,697,900</u>	<u>-</u>	<u>5,697,900</u>	<u>-</u>	<u>-</u>	<u>-</u>
<b>Labor Standards and Safety</b>							
Wage and Hour Admin.		1,902,200		1,902,200			-
Mechanical Inspection		2,374,800		2,374,800			-
Occupational Safety and Health		4,004,800		4,004,800			-
Alaska Safety Advisory Council		24,100		24,100			-
Total		<u>8,305,900</u>	<u>-</u>	<u>8,305,900</u>	<u>-</u>	<u>-</u>	<u>-</u>



ALASKA DEPARTMENT OF LABOR AND WORKFORCE DEVELOPMENT  
 FY2023 INDIRECT COST RATE PROPOSAL

CLASSIFICATION OF FY2023 BUDGETED PERSONAL SERVICES

ORGANIZATION UNIT	SUPPORT SCHEDULE	PERSONAL SERVICES	ADJUSTED COST	DIRECT COST	INDIRECT PERSONAL SERVICES		
					DEPT-WIDE	DIVISION	TOTAL
<b>Employment and Training Services</b>							
Employment Training Svcs Admin	VI C-6	4,113,800		2,915,402		1,198,398	1,198,398
Workforce Services		9,247,600		9,247,600			-
Workforce Development		2,178,300		2,178,300			-
Unemployment Insurance		17,063,900		17,063,900			-
Total		<u>32,603,600</u>	<u>-</u>	<u>31,405,202</u>	<u>-</u>	<u>1,198,398</u>	<u>1,198,398</u>
<b>Vocational Rehabilitation</b>							
Vocational Rehab. Admin.	VI C-5	1,137,300	-	143,607		993,693	993,693
Client Services		9,258,100		9,258,100			-
Disability Determination		3,249,600		3,249,600			-
Special Projects		265,900		265,900			-
Total		<u>13,910,900</u>	<u>-</u>	<u>12,917,207</u>	<u>-</u>	<u>993,693</u>	<u>993,693</u>
<b>AK Vocational Technical Center</b>							
AK Vocational Technical Center	VI C-4	7,637,300	-	7,446,116	191,184		191,184
AVTEC Facilities Maintenance		450,700		450,700			-
Total		<u>8,088,000</u>	<u>-</u>	<u>7,896,816</u>	<u>191,184</u>	<u>-</u>	<u>191,184</u>
<b>Total Department Budget</b>		<u>77,513,300</u>	<u>513,514</u>	<u>71,283,966</u>	<u>4,550,758</u>	<u>2,192,090</u>	<u>6,742,848</u>
<b>Cost Incurred by Other Depts.</b>							
FY2023 Budgeted State Paid Leases	Appendix C	-					-
FY2021 Legislative Audit Costs	Appendix D	-					-
FY2021 Administrative Systems (IRIS/ALDER) Unbilled	Appendix E	-					-
FY2019 Statewide Costs (FY2021 unavailable)	Appendix F	-					-
<b>Total Additional Costs</b>		<u>-</u>	<u>-</u>	<u>-</u>	<u>-</u>	<u>-</u>	<u>-</u>
<b>Grand Total</b>		<u>\$ 77,513,300</u>	<u>\$ 513,514</u>	<u>\$ 71,283,966</u>	<u>\$ 4,550,758</u>	<u>\$ 2,192,090</u>	<u>\$ 6,742,848</u>

***SECTION VII***

***FY2023 DEPARTMENT-WIDE FIXED INDIRECT COST RATE***

---

---

---

## FY2023 DEPARTMENT-WIDE FIXED INDIRECT COST RATE

The department utilizes the OMB Circular 2 CFR 200 Subpart E, Appendix VII simplified method for the development of a single fixed indirect cost rate applicable to all divisions and programs of the department. The rate is determined by dividing the department's total budgeted FY2023 OMB Circular 2 CFR 200 Subpart E allowable indirect cost and FY2021 carry-forward by the department's FY2023 total budgeted direct personal services costs. The rate is calculated by indirect cost source and in total.

Personal Services costs include salaries and wages and associated fringe benefits. Direct personal services costs are the total personal services costs of the department less the personal services of positions classified as indirect. Section VI-D, Classification of FY2023 Budgeted Personal Services Costs, provides the support for the classification of personal services as either direct or indirect.

- ❑ Fringe Benefits are identified specifically to each employee and are assigned to components in the same ratio as an employee's salary. Fringe benefits include:
  - Health, dental and life insurance
  - Federal and state unemployment insurance
  - Public Employee Retirement Plan
  - Alaska Supplemental Benefits - in lieu of Social Security benefits
  - Legal Trust Plan
  - Workers' Compensation
  - Terminal leave (a reserve account used to pay terminating employees the unused balance of their leave account)
  - Leave cash-in (a reserve account used to pay employees when they cash in leave in lieu of taking time off)

This section includes schedules that support the calculation of the FY2023 department-wide fixed indirect cost rate. A brief description of each schedule is provided in the following text.

### **Schedule VII-A: Department-Wide FY2023 Fixed Indirect Cost Rate**

Schedule VII-A provides the calculation of the department-wide FY2023 fixed indirect cost rate applicable to all divisions and programs of the department. The schedule provides a summary of FY2023 budgeted indirect costs, the FY2021 carry-forward and FY2023 budgeted direct personal services. Rate calculations are provided by indirect cost source and in total.

Indirect costs included in the department-wide fixed indirect cost rate are OMB Circular 2 CFR 200 Subpart E allowable costs that benefit all divisions and programs of the department. Section VI, Classification of Costs, includes schedules that reconcile costs included in the rate and provides detail information on indirect services and costs. Costs have been identified as either department or statewide. Department costs are costs incurred by the department. Statewide costs are costs incurred by other state agencies in support of all department programs.

### **Schedule VII-B: FY2021 Indirect Cost Rate Carry-Forward**

The department utilized a fixed indirect cost rate in FY2021. OMB Circular 2 CFR 200 Subpart E requires that entities utilizing a fixed indirect cost rate determine the difference between the estimated rate, based on budgeted costs and the actual rate for the period based on actual costs. The difference between the rates is to be carried forward as an adjustment to the rate computation of a subsequent period.

Schedule VII-B provides the calculation of the FY2021 indirect cost rate carry-forward. The carry-forward is the difference between potential indirect cost recoveries utilizing the department's fixed FY2021 indirect cost rate based on budgeted costs and the actual or final rate for FY2021 based on actual costs. Carry-forwards are provided by indirect cost source and in total. The carry-forward is included on Schedule VII-A.

This concludes the narrative on this section of the proposal. The schedules are provided on the following pages.

ALASKA DEPARTMENT OF LABOR AND WORKFORCE DEVELOPMENT  
 FY2023 INDIRECT COST RATE PROPOSAL

DEPARTMENT-WIDE  
 FY2023 FIXED INDIRECT COST RATE  
 BASED ON FY2023 BUDGETED EXPENDITURES

DESCRIPTION	DEPARTMENT	STATE-WIDE	TOTAL			
<b>Direct Personal Services</b>						
Total Department Personal Services (Schedule VI-D)	\$ 78,026,814	\$ 78,026,814	\$ 78,026,814			
Less Indirect Personal Services						
Commissioner's Office (Schedule VI -D)	\$ (834,780)	\$ (834,780)	\$ (834,780)			
Management Services (Schedule VI-D)	(3,125,314)	(3,125,314)	(3,125,314)			
Labor Market Information (Schedule VI-D)	(399,480)	(399,480)	(399,480)			
AK Vocational Tech. Center (Schedule VI-D)	(191,184)	(191,184)	(191,184)			
Total Indirect Personal Services	<u>(4,550,758)</u>	<u>(4,550,758)</u>	<u>(4,550,758)</u>			
Direct Personal Services	<u>\$ 73,476,056</u>	<u>\$ 73,476,056</u>	<u>\$ 73,476,056</u>			
<b>Indirect Costs</b>						
FY2023 Indirect Costs (Schedule VI C)						
Commissioner's Office (Schedule VI-C)	\$ 963,297	\$ -	\$ 963,297			
Management Services (Schedule VI -C)	4,840,114		4,840,114			
Labor Market Information (Schedule VI-C)	621,301		621,301			
AK Vocational Tech. Center (Schedule VI-C)	289,178		289,178			
FY2023 Leases (Appendix C)		550,469	550,469			
FY2021 Legislative Audit Costs Unbilled (Appendix D)		642,855	642,855			
FY2021 Administrative Systems Unbilled (Appendix E)		44,552	44,552			
FY2019 State-wide Cost Allocation Plan Section I Unbilled; FY2021 Unavailable (Appendix F)		294,095	294,095			
Total FY2022 Indirect Costs	<u>6,713,889</u>	<u>1,531,971</u>	<u>8,245,860</u>			
FY2021 Carry-Forward (Schedule VII-B)	<u>(704,668)</u>	<u>524,282</u>	<u>(180,387)</u>			
State-wide Adjustment to zero						
Total Indirect Costs	<u>\$ 6,009,221</u>	<u>\$ 2,056,253</u>	<u>\$ 8,065,473</u>			
<b>FY2023 Computation of Indirect Cost Rate</b>						
Indirect Costs	\$ 6,009,221	8.18%	\$ 2,056,253	2.80%	\$ 8,065,473	10.98%
Direct Personal Services	\$ 73,476,056		\$ 73,476,056		\$ 73,476,056	

**ALASKA DEPARTMENT OF LABOR AND WORKFORCE DEVELOPMENT  
FY2023 INDIRECT COST RATE PROPOSAL**

**DEPARTMENT-WIDE  
FY2021 INDIRECT COST RATE CARRY-FORWARD  
BASED ON ACTUAL EXPENDITURES  
FOR THE FISCAL YEAR ENDED JUNE 30, 2021**

DESCRIPTION	DEPARTMENT	STATE-WIDE	TOTAL
<b>Direct Personal Services:</b>			
Total Department Personal Services (Schedule VI B)	\$ 80,006,990	\$ 80,006,990	\$ 80,006,990
Less Indirect Personal Services			
Commissioner's Office (Schedule VI-B)	(580,737)	(580,737)	(580,737)
Management Services (Schedule VI-B)	(2,418,624)	(2,418,624)	(2,418,624)
Labor Market Information (Schedule VI-B)	(248,924)	(248,924)	(248,924)
AK Vocational Technical Center (Schedule VI-B)	(194,944)	(194,944)	(194,944)
Total Indirect Personal Services	<u>(3,443,229)</u>	<u>(3,443,229)</u>	<u>(3,443,229)</u>
Direct Personal Services	<u>\$ 76,563,761</u>	<u>\$ 76,563,761</u>	<u>\$ 76,563,761</u>
<b>FY2021 Carry-Forward</b>			
Indirect Costs:			
Commissioner's Office (Schedule VI-A)	\$ 632,451	\$ -	\$ 632,451
Management Services (Schedule VI-A)	2,875,641		2,875,641
Labor Market Information (Schedule VI-A)	249,817		249,817
AK Vocational Technical Center (Schedule VI-A)	194,944		194,944
Additional Cost from Unbilled Indirect Costs (Appendix B2-2)	987,672		987,672
FY2021 DOA Paid Leases (Appendix C)		348,089	348,089
FY2021 Legislative Audit Unbilled (Appendix D)		642,855	642,855
FY2021 Administrative Systems Unbilled (Appendix E)		44,552	44,552
FY2019 State-wide Cost Allocation Plan Section I Unbilled;			
FY2021 Unavailable (Appendix F)		294,095	294,095
Total Indirect Costs	<u>4,940,525</u>	<u>1,329,591</u>	<u>6,270,116</u>
Less FY2021 Projected Recoveries			
Direct Personal Services	76,563,761	76,563,761	76,563,761
FY2021 Fixed Indirect Cost Rate	<u>7.59%</u>	<u>2.03%</u>	<u>9.62%</u>
Projected Recoveries	(5,811,189)	(1,554,244)	(7,365,434)
FY2019 (Over)/Under Recovery in FY2021 Rate	<u>165,996</u>	<u>(5,645,193)</u>	<u>914,931</u>
	<u>(5,645,193)</u>	<u>748,935</u>	<u>(805,309)</u>
FY2021 Carry-Forward	<u>\$ (704,668)</u>	<u>\$ 524,282</u>	<u>\$ (180,387)</u>

***SECTION VIII***

---

---

***FY2023 VOCATIONAL REHABILITATION DIVISION  
FIXED INDIRECT COST RATE***

---

## **FY2023 VOCATIONAL REHABILITATION DIVISION FIXED INDIRECT COST RATE**

The department utilizes the OMB Circular 2 CFR 200 Subpart E, Appendix VII simplified method for the development of a fixed indirect cost rate allocable to all programs administered by the Vocational Rehabilitation Division. The rate consists of a division administrative rate and the department-wide rate. The division rate is determined by dividing the division's total budgeted FY2023 OMB Circular 2 CFR 200 Subpart E allowable administrative indirect costs and FY2021 carry-forward by the division's total budgeted FY2023 direct personal services costs. The department-wide rate is the rate developed in Section VII, FY2023 Department-Wide Fixed Indirect Cost Rate, of the proposal.

Personal Services costs include salaries and wages and associated fringe benefits. Direct personal services costs are the total personal services costs of the division less the personal services of positions classified as indirect. Section VI-D, Classification of FY2023 Budgeted Personal Services Costs, provides the support for the classification of division personal services as either direct or indirect.

- Fringe Benefits are identified specifically to each employee and are assigned to components in the same ratio as an employee's salary. Fringe benefits include:
  - Health, dental and life insurance
  - Federal and state unemployment insurance
  - Public Employee Retirement Plan
  - Alaska Supplemental Benefits - in lieu of Social Security benefits
  - Legal Trust Plan
  - Workers' Compensation
  - Terminal leave (a reserve account used to pay terminating employees the unused balance of their leave account)
  - Leave cash-in (a reserve account used to pay employees when they cash in leave in lieu of taking time off)

This section includes schedules that support the calculation of the FY2023 Vocational Rehabilitation Division fixed indirect cost rate. A brief description of each schedule is provided in the following text.



### **Schedule VIII-A: FY2023 Vocational Rehabilitation Division Fixed Indirect Cost Rate**

Schedule VIII-A provides the calculation of the Vocational Rehabilitation Division's FY2023 fixed indirect cost rate applicable to all programs of the division. The schedule provides a summary of FY2023 budgeted indirect costs, the FY2021 carry-forward and FY2023 budgeted direct personal services. Rate calculations are provided that include only division costs. The schedule also includes the department-wide rate.

Division administrative costs that have been classified as indirect costs are OMB Circular 2 CFR 200 Subpart E allowable costs that benefit all programs administered by the division. Section VI, Classification of Costs, includes schedules that reconcile costs included in the rate and provide detail information on indirect services and costs.

### **Schedule VIII-B: FY2021 Vocational Rehabilitation Division Indirect Cost Rate Carry-Forward**

The Vocational Rehabilitation Division utilized a fixed indirect cost rate in FY2021. OMB Circular 2 CFR 200 Subpart E requires that entities utilizing a fixed rate determine the difference between the estimated rate, based on budgeted costs and the actual rate for the period based on actual costs. The difference between the rates is to be carried forward as an adjustment to the rate computation of a subsequent period.

Schedule VIII-B provides the calculation of the division's FY2021 indirect cost rate carry-forward. The carry-forward is the difference between potential indirect cost recoveries utilizing the division's fixed FY2021 indirect cost rate based on budgeted costs and the actual or final rate for FY2021 based on actual costs. The carry-forward is included on Schedule VIII-A

This concludes the narrative on this section of the proposal. The schedules are provided on the following pages.

ALASKA DEPARTMENT OF LABOR AND WORKFORCE DEVELOPMENT  
 FY2023 INDIRECT COST RATE PROPOSAL

VOCATIONAL REHABILITATION DIVISION  
 FY2023 FIXED INDIRECT COST RATE  
 BASED ON FY2023 BUDGETED EXPENDITURES

	<u>DIVISION</u>	<u>DEPARTMENT</u>	<u>STATE-WIDE</u>	<u>TOTAL</u>
<b>Division Administrative Rate</b>				
<b>Direct Division Personal Services</b>				
Total Division Personal Services (Schedule VI-D)	\$ 13,910,900			
Less Division Indirect Personal Services (Schedule VI-D)	(993,693)			
Division Personal Services	<u>\$ 12,917,207</u>			
<b>Indirect Costs</b>				
FY2023 Indirect Costs (Schedule VI C-5)				
Personal Services	\$ 993,693			
Travel	20,500			
Services	251,300			
Supplies	43,700			
Capital Outlay	-			
	<u>1,309,193</u>			
FY2021 Carry-Forward (Schedule VIII-B)	(173,133)			
Total Indirect Costs	<u>\$ 1,136,060</u>			
<b>FY2023 Computation of Vocational Rehabilitation Division Indirect Cost Rate</b>				
FY2023 VR Admin Division Rate Calculation				
Indirect Costs	\$ 1,136,060	8.79%		8.79%
Direct Personal Services	\$ 12,917,207			
FY2023 Department Portion of Department-Wide Indirect Cost Rate (Schedule VII-A)				
Indirect Costs			\$ 6,009,221	8.18%
Direct Personal Services			\$ 73,476,056	
FY2023 Statewide Portion of Department-Wide Indirect Cost Rate (Schedule VII-A)				
Indirect Costs			\$ 2,056,253	2.80%
Direct Personal Services			\$ 73,476,056	
<b>Total FY2023 VR Division Indirect Cost Rate</b>				<u><u>19.77%</u></u>

ALASKA DEPARTMENT OF LABOR AND WORKFORCE DEVELOPMENT  
 FY2023 INDIRECT COST RATE PROPOSAL

VOCATIONAL REHABILITATION DIVISION  
 FY2021 INDIRECT COST RATE CARRY-FORWARD  
 BASED ON ACTUAL EXPENDITURES  
 FOR THE FISCAL YEAR ENDED JUNE 30, 2021

	<u>DIVISION</u>	<u>DEPARTMENT</u>	<u>STATE-WIDE</u>	<u>TOTAL</u>
<b>Direct Personal Services:</b>				
Total Division Personal Services (Schedule VI-B)	\$ 11,959,633			\$ 11,959,633
Less Indirect Personal Services				
Vocational Rehabilitation Administration (Schedule VI-B)	\$ (779,335)			
Total Indirect Personal Services	\$ (779,335)			\$ (779,335)
Direct Personal Services	<u>\$ 11,180,298</u>			<u>\$ 11,180,298</u>
<b>FY2021 Carry-Forward</b>				
Indirect Costs: (Schedule VI A-5)				
Personal Services	\$ 779,335			\$ 779,335
Travel	3,195			3,195
Services	104,316			104,316
Supplies	35,803			35,803
Capital Outlay	-			-
Additional Cost from Unbilled Indirect Costs (Appendix B2-2)	37,686			
Total Indirect Costs	<u>960,335</u>			<u>922,649</u>
Less FY2021 Projected Recoveries				
Direct Personal Services	\$ 11,180,298			
FY2021 Fixed Indirect Cost Rate	<u>8.45%</u>			<b>8.45%</b>
Projected Recoveries	(944,735)			
Department and Statewide FY2021 Fixed Indirect Cost Rate (Schedule VII-B)		7.59%	2.03%	<u>9.62%</u>
Total FY2021 Fixed Indirect Cost Rate				18.07%
FY2019 (Over)/Under Recovery in FY2021 Rate	<u>(188,733)</u>	<u>\$ (1,133,468)</u>		<u>\$ (1,133,468)</u>
FY2021 Carry-Forward		(173,133)		(173,133)

***SECTION IX***

---

---

***FY2023 EMPLOYMENT AND TRAINING SERVICES DIVISION  
FIXED INDIRECT COST RATE***

---

## **FY2023 EMPLOYMENT AND TRAINING SERVICES DIVISION FIXED INDIRECT COST RATE**

The department utilizes the OMB Circular 2 CFR 200 Subpart E, Appendix VII simplified method for the development of a fixed indirect cost rate allocable to all programs administered by the Employment and Training Services Division. The rate consists of a division administrative rate and the department-wide rate. The division rate is determined by dividing the division's total budgeted FY2023 OMB Circular 2 CFR 200 Subpart E allowable administrative indirect costs and FY2021 carry-forward by the division's total budgeted FY2023 direct personal services costs. The department-wide rate is the rate developed in Section VII, FY2023 Department-Wide Fixed Indirect Cost Rate, of the proposal.

Personal Services costs include salaries and wages and associated fringe benefits. Direct personal services costs are the total personal services costs of the division less the personal services of positions classified as indirect. Section VI-D, Classification of FY2023 Budgeted Personal Services Costs, provides the support for the classification of division personal services as either direct or indirect.

- Fringe Benefits are identified specifically to each employee and are assigned to components in the same ratio as an employee's salary. Fringe benefits include:
  - Health, dental and life insurance
  - Federal and state unemployment insurance
  - Public Employee Retirement Plan
  - Alaska Supplemental Benefits - in lieu of Social Security benefits
  - Legal Trust Plan
  - Workers' Compensation
  - Terminal leave (a reserve account used to pay terminating employees the unused balance of their leave account)
  - Leave cash-in (a reserve account used to pay employees when they cash in leave in lieu of taking time off)

This section includes schedules that support the calculation of the FY2023 Employment and Training Services Division fixed indirect cost rate. A brief description of each schedule is provided in the following text.

### **Schedule IX-A: FY2023 Employment and Training Services Division Fixed Indirect Cost Rate**

Schedule IX-A provides the calculation of the Employment and Training Services Division's FY2023 fixed indirect cost rate applicable to all programs of the division. The schedule provides a summary of FY2023 budgeted indirect costs, the FY2021 carry-forward and FY2023 budgeted direct personal services. Rate calculations are provided that include only division costs. The schedule also includes the department-wide rate.

Division administrative costs that have been classified as indirect costs are OMB Circular 2 CFR 200 Subpart E allowable costs that benefit all programs administered by the division. Section VI, Classification of Costs, includes schedules that reconcile costs included in the rate and provide detail information on indirect services and costs.

### **Schedule IX-B: FY2021 Employment and Training Services Division Indirect Cost Rate Carry-Forward**

The Employment and Training Services Division utilized a fixed indirect cost rate in FY2021. OMB Circular 2 CFR 200 Subpart E requires that entities utilizing a fixed rate determine the difference between the estimated rate, based on budgeted costs and the actual rate for the period based on actual costs. The difference between the rates is to be carried forward as an adjustment to the rate computation of a subsequent period.

Schedule IX-B provides the calculation of the division's FY2021 indirect cost rate carry-forward. The carry-forward is the difference between potential indirect cost recoveries utilizing the division's fixed FY2021 indirect cost rate based on budgeted costs and the actual or final rate for FY2021 based on actual costs. The carry-forward is included on Schedule IX-A

This concludes the narrative on this section of the proposal. The schedules are provided on the following pages.

ALASKA DEPARTMENT OF LABOR AND WORKFORCE DEVELOPMENT  
 FY2023 INDIRECT COST RATE PROPOSAL

EMPLOYMENT AND TRAINING SERVICES DIVISION  
 FY2023 FIXED INDIRECT COST RATE  
 BASED ON FY2023 BUDGETED EXPENDITURES

	<u>DIVISION</u>	<u>DEPARTMENT</u>	<u>STATE-WIDE</u>	<u>TOTAL</u>
<b>Division Administrative Rate</b>				
<b>Direct Personal Services</b>				
Total Division Personal Services(Schedule VI-D)	\$ 32,603,600			
Less Division Indirect Personal Services (Schedule VI-D)	<u>(1,198,398)</u>			
Division Personal Services	<u>\$ 31,405,202</u>			
<b>Indirect Costs</b>				
FY2023 Indirect Costs (Schedule VI C-6)				
Personal Services	\$ 1,198,398			
Travel	53,498			
Services	206,002			
Supplies	78,095			
Capital Outlay	-			
	<u>1,535,993</u>			
FY2021 Carry-Forward (Schedule VIII-B)	(374,301)			
Total Indirect Costs	<u>\$ 1,161,692</u>			
<b>FY2023 Computation of Employment and Training Division Indirect Cost Rate:</b>				
FY2023 ETS Admin Division Rate Calculation				
Indirect Costs	\$ 1,161,692	<b>3.70%</b>		<b>3.70%</b>
Direct Personal Services	\$ 31,405,202			
FY2023 Department Portion of Department-Wide Indirect Cost Rate (Schedule VII-A)				
Indirect Costs		\$ 6,009,221		8.18%
Direct Personal Services		\$ 73,476,056		
FY2023 Statewide Portion of Department-Wide Indirect Cost Rate (Schedule VII-A)				
Indirect Costs			\$ 2,056,253	2.80%
Direct Personal Services			\$ 73,476,056	
<b>Total FY2023 ETS Division Indirect Cost Rate</b>				<u><b>14.68%</b></u>

ALASKA DEPARTMENT OF LABOR AND WORKFORCE DEVELOPMENT  
 FY2023 INDIRECT COST RATE PROPOSAL

VOCATIONAL REHABILITATION DIVISION  
 FY2021 INDIRECT COST RATE CARRY-FORWARD  
 BASED ON ACTUAL EXPENDITURES  
 FOR THE FISCAL YEAR ENDED JUNE 30, 2021

	<u>DIVISION</u>	<u>DEPARTMENT</u>	<u>STATE-WIDE</u>	<u>TOTAL</u>
<b>Direct Personal Services:</b>				
Total Division Personal Services (Schedule VI-B)	\$ 11,959,633			\$ 11,959,633
Less Indirect Personal Services				
Vocational Rehabilitation Administration (Schedule VI-B)	\$ (779,335)			
Total Indirect Personal Services	\$ (779,335)			\$ (779,335)
Direct Personal Services	<u>\$ 11,180,298</u>			<u>\$ 11,180,298</u>
<b>FY2021 Carry-Forward</b>				
Indirect Costs: (Schedule VI A-5)				
Personal Services	\$ 779,335			\$ 779,335
Travel	3,195			3,195
Services	104,316			104,316
Supplies	35,803			35,803
Capital Outlay	-			-
Additional Cost from Unbilled Indirect Costs (Appendix B2-2)	37,686			
Total Indirect Costs	<u>960,335</u>			<u>922,649</u>
Less FY2021 Projected Recoveries				
Direct Personal Services	\$ 11,180,298			
FY2021 Fixed Indirect Cost Rate	<u>8.45%</u>			<b>8.45%</b>
Projected Recoveries	(944,735)			
Department and Statewide FY2021 Fixed Indirect Cost Rate (Schedule VII-B)		7.59%	2.03%	<u>9.62%</u>
Total FY2021 Fixed Indirect Cost Rate				18.07%
FY2019 (Over)/Under Recovery in FY2021 Rate	<u>(188,733)</u>	<u>\$ (1,133,468)</u>		<u>\$ (1,133,468)</u>
FY2021 Carry-Forward		(173,133)		(173,133)



***SECTION X***  
***ALLOCATED COSTS***

---

---

---

## ALLOCATED COSTS

The department allocates costs benefiting more than one program that cannot be readily identified with a specific program. Costs are allocated as they occur based on appropriate allocation bases. Costs allocated to central administrative and support units and division administrative units are included in the development of indirect cost rates. Any allocable cost that cannot be charged to a federal program (because of funding allowability or exhaustion of funds) will be allocated to a state funded appropriation to ensure federal funding is only allocated an equitable share of costs. Following are brief descriptions of the types of allocated costs and bases utilized to allocate them.

### **Employee Leave**

Costs of leave for organization units with employees that charge to multiple funding sources are pooled and allocated monthly to benefiting programs. A cost pool is established for each organization unit. The basis for allocating each unit's leave costs is the year-to-date (YTD) direct personal services costs of benefiting programs.

### **Management and Administration**

In some cases, personal services (salaries, leave and benefits) of division management and administrative staff benefiting multiple programs are pooled by unit and allocated monthly to benefiting programs. A cost pool is established for each unit and only allocated to benefiting programs of the unit. The basis for allocating each unit's management and administration costs is the YTD personal services costs of benefiting programs.

### **Support Services and Supplies**

Services and supplies that are purchased in support of multiple programs are pooled by unit and allocated monthly to benefiting programs. Examples of support services and supplies that may be allocated include paper, office supplies, books, subscriptions, membership dues, copying, communications and training. The basis for allocating each unit's support services and supplies costs is the YTD personal services costs of benefiting programs.

### **Alaska Workforce Investment Board**

Costs for the Alaska Workforce Investment Board (AWIB) include personal services, board travel, services, and supplies required for oversight functions and staff support of the board. The basis for allocating costs in this pool is the prior year proportionate share of actual total program costs of each of the programs covered by the AWIB oversight function.

### **Labor Standards and Safety, Occupational Safety and Health (OSH)**

OSH is comprised of two programs enforcement and consultation provided to both public and private employers. These programs are funded by federal grants, 23G and 21D with a state match

---

requirement. The 23G grant provides 50 percent federal funds with a 50 percent state match, and the 21D grant provides 90 percent federal funds with a 10 percent state match.

Personal services costs of staff benefiting these programs are comprised of three sets of employees: direct program staff, division management staff, and clerical support staff. OSH direct program staff enforcement activities are charged to 23G with required the state match. OSH direct program staff consultation activities are charged to 23G for public sites and 21D for private sites with required state match. Consultation staff time is allocated to these grants based on the relative percentage of public to private consultation visits on the annual Alaska OSH Evaluation Report.

Management staff costs are pooled and distributed based on YTD personal services of the direct program staff, but coded to the administration category under the grant. Clerical staff pooled costs are allocated based on YTD personal services of the direct program and management staff.

### **Statewide Cost Allocation Plan (SWCAP) – Core Services**

Appendix F provides a copy of the SWCAP. Costs in the SWCAP are common to all state agencies and are detailed and approved annually by the US Department of Health and Human Services (USDHHS) and are listed in Section I and II on the SWCAP Cost Allocation Agreement.

#### **SWCAP Section I – Allocated Costs**

Some costs, as detailed in Section I, are in the SWCAP but are not billed to agencies. The department share of those costs is included in the indirect cost pool as a statewide cost.

#### **SWCAP Section II – Billed Costs**

Costs as detailed in Section II, are billed costs on the SWCAP agreement. Each cost is allocated to all departments, based on the approval of the SWCAP and they are then further allocated or direct charged within the department in the same way unless otherwise noted for that item. In many cases, after these costs are allocated to the component, they are further allocated through that component's Management and Administration allocation, which is based on relative share of YTD personal services costs.

#### **Department of Administration (DOA) - Leasing Services Center and Public Building Fund**

For most leases, the cost of leased office and storage space is paid to the lessors by the Department of Administration (DOA). DOA, in turn, bills the agency occupying the space. In addition, a lease administration fee is charged by DOA based on a combination of relative share of lease costs and lease contract action counts. Some of the department's lease costs are for public facilities owned by another state agency. In those cases, the owning agency (most often DOA, the Department of Transportation & Public Facilities, or the Court System) bills the department for the cost of maintenance, etc. as described and approved through the SWCAP. The

---

department, in turn, allocates these costs to the occupying division or component based on their share of occupied space within each lease. Lease costs for space benefiting multiple programs is usually distributed through the division's Management and Administration allocation.

### **DOA - Risk Management**

The Division of Risk Management bills agencies for their share of property, liability, and public official bond insurance that they hold for all state agencies as well as their costs of providing that service. The overhead and public official bond charges are allocated within the department based on relative share of position count. The charges for property insurance are allocated to the components occupying the property.

### **DOA - Office of Information Technology**

The Office of Information Technology has two types of information services costs

- Infrastructure costs - includes End User Productivity Services (telephone and computer support), Collaboration Services, and Secure Network Services. These costs are distributed to agencies based on relative share of FTE positions.
- Usage based costs - includes Mainframe Measure of Incremental Service (MICS) costs, telecommunication devices and special user licenses. These costs are distributed to agencies based on actual usage.

### **DOA - Central Mail Services**

DOA processes mail for all departments of state government. Their services cover incoming mail being sorted and distributed to agencies, as well as printing, mailing and processing of warrants (UI, payroll and general warrants) and other outgoing mail. They collect their costs in the following categories: (1) Basic Service, which includes costs for receiving and sorting incoming U.S. and interagency mail in Juneau, and delivering outgoing mail to the post office; (2) Mailstop Service, which includes costs for delivering mail to and picking up mail from each agency mailstop in Juneau; (3) Postage, which includes postage applied to envelopes, postcards and packages; (4) Inserter Costs, which includes costs for inserting centrally-printed mail such as UI payments and informational mail-outs; (5) Other Direct Costs, which includes billing of special warrant stock or mail-out costs directly to the agency that requests the special stock or mailing; (6) All Other Costs, which includes central mail services' personal services and other costs that are not included in the other categories.

The postage, inserter, and other direct costs categories (3, 4, and 5), are billed to the department and distributed to the department's programs based on actual usage. The basic and mail stop service cost categories (1 and 2) are distributed to the department's programs based on relative share of FTE positions. The all other costs category (6) is distributed to the department's programs based on each program's relative share of the total for the other cost categories (1-5).

### **DOA - Administrative Systems (IRIS/ALDER)**

DOA charges all departments for their share of the cost of running the central administrative systems for accounting, payroll, and data warehouse and reporting. Each department is charged their share based on relative share of transaction posting lines for IRIS FIN; position counts for IRIS HRM and AKPAY, and user counts for ALDER. Procurement and financial modules (in FY 2016) and payroll modules (in FY2017) are all housed in the IRIS system replacing the AKSAS and AKPAY systems. ALDER is still the data warehouse and the reporting system.

### **DOA - E-Travel**

DOA charges all departments for their share of the travel management contract for all agencies. E-travel rates are billed to agencies with each trip booked through the system.

### **DOA - Division of Personnel and Labor Relations**

DOA provides oversight of some personnel services including timesheet processing, employee pay issues, labor relations, ADA coordination, and other related services. Each agency is billed for their share based on relative share of FTE positions.

### **Department of Law - Legal Services**

The Department of Law bills agencies for the legal services provided based on actual hours spent and the department direct charges these to the benefiting program that used those services.

### **Division of Legislative Audit - Audit Services**

The Legislative Auditor and staff conduct the post-audit function in the budget cycle in accordance with federal OMB Circular 2 CFR 200 Subpart F Audit Requirements, the Constitution of the State of Alaska, and Title 24 of the Alaska Statutes. All audits performed by the division are external audits; that is, they are performed by an auditor who is independent of the executive head of the government unit or agency being audited. The three major types of audits performed are financial compliance (aka Statewide Audit), performance and special audits. The department is charged for some of the cost of these audits, but some costs are not billed to agencies except in a “memo” to identify those amounts that were not billed. The charges are based on hours spent. Performance and special audits are program specific so the department direct charges the amounts for those audits to the benefiting program. The department allocates the amount charged for the statewide audit based on FTE position count. The “memo” billing for the statewide audit that represents charges that were incurred but not billed, are included in the indirect cost pool as a statewide cost.

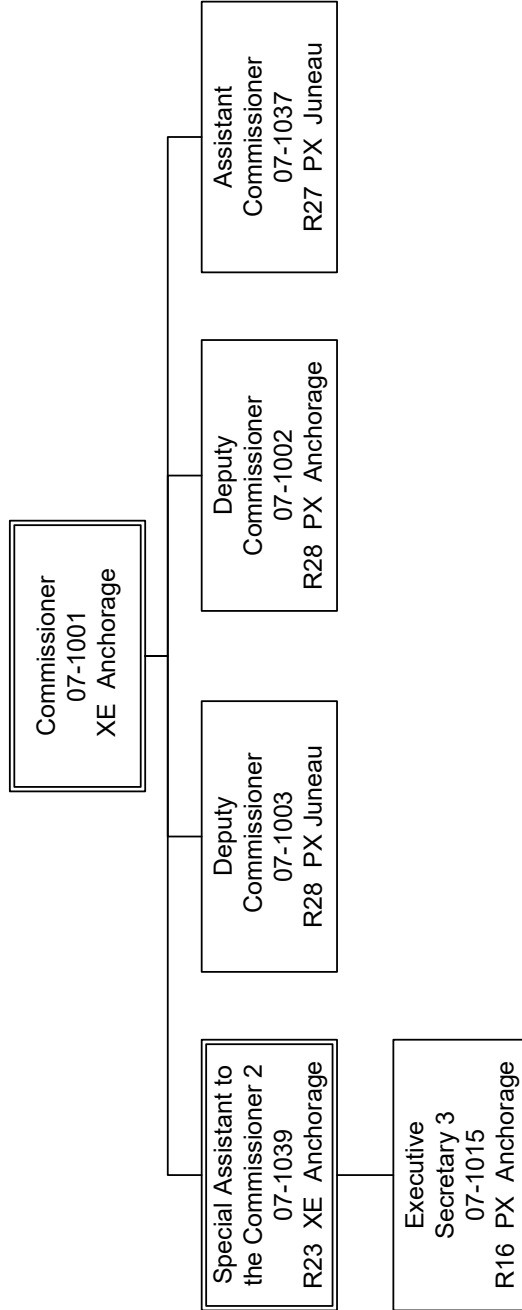
This concludes the section of the proposal on allocated costs.

***APPENDIX A***  
***FY2023 ORGANIZATIONAL CHARTS***

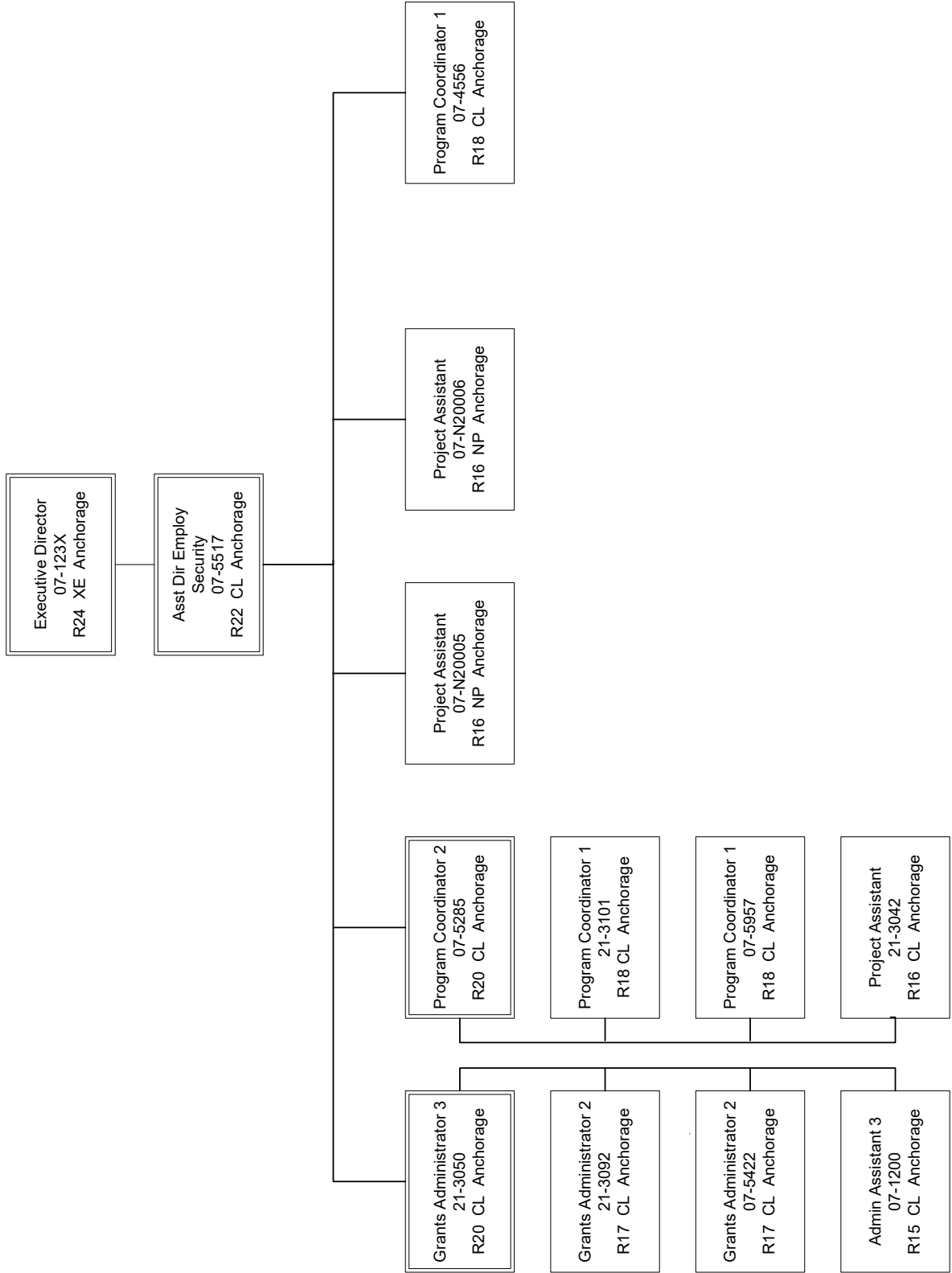
---

---

Department of Labor and Workforce Development  
 Commissioner and Administrative Services / Commissioner's Office  
 FY2023 Governor Organization Chart

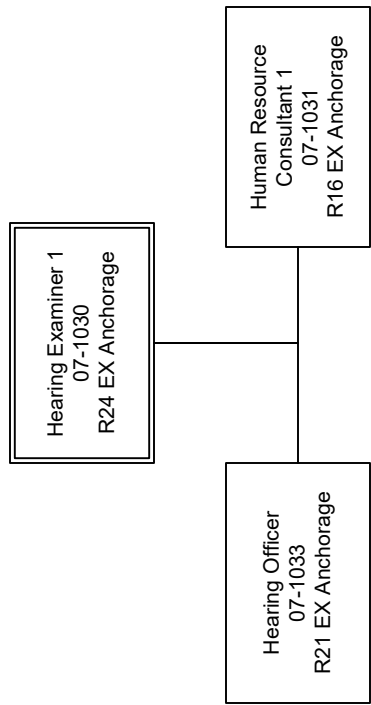


Department of Labor and Workforce Development  
 Commissioner and Administrative Services / Alaska Workforce Investment Board  
 FY2023 Governor Organization Chart

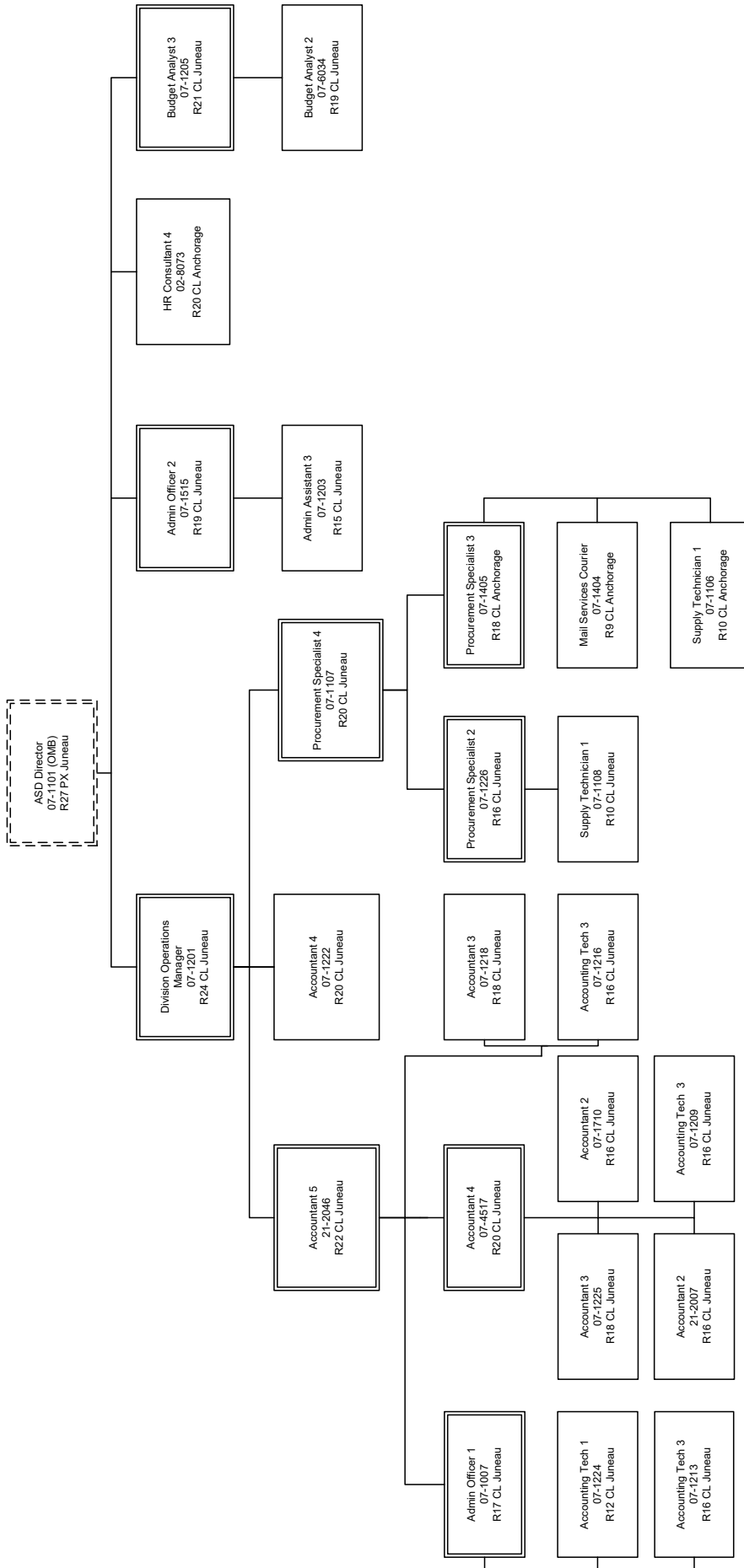




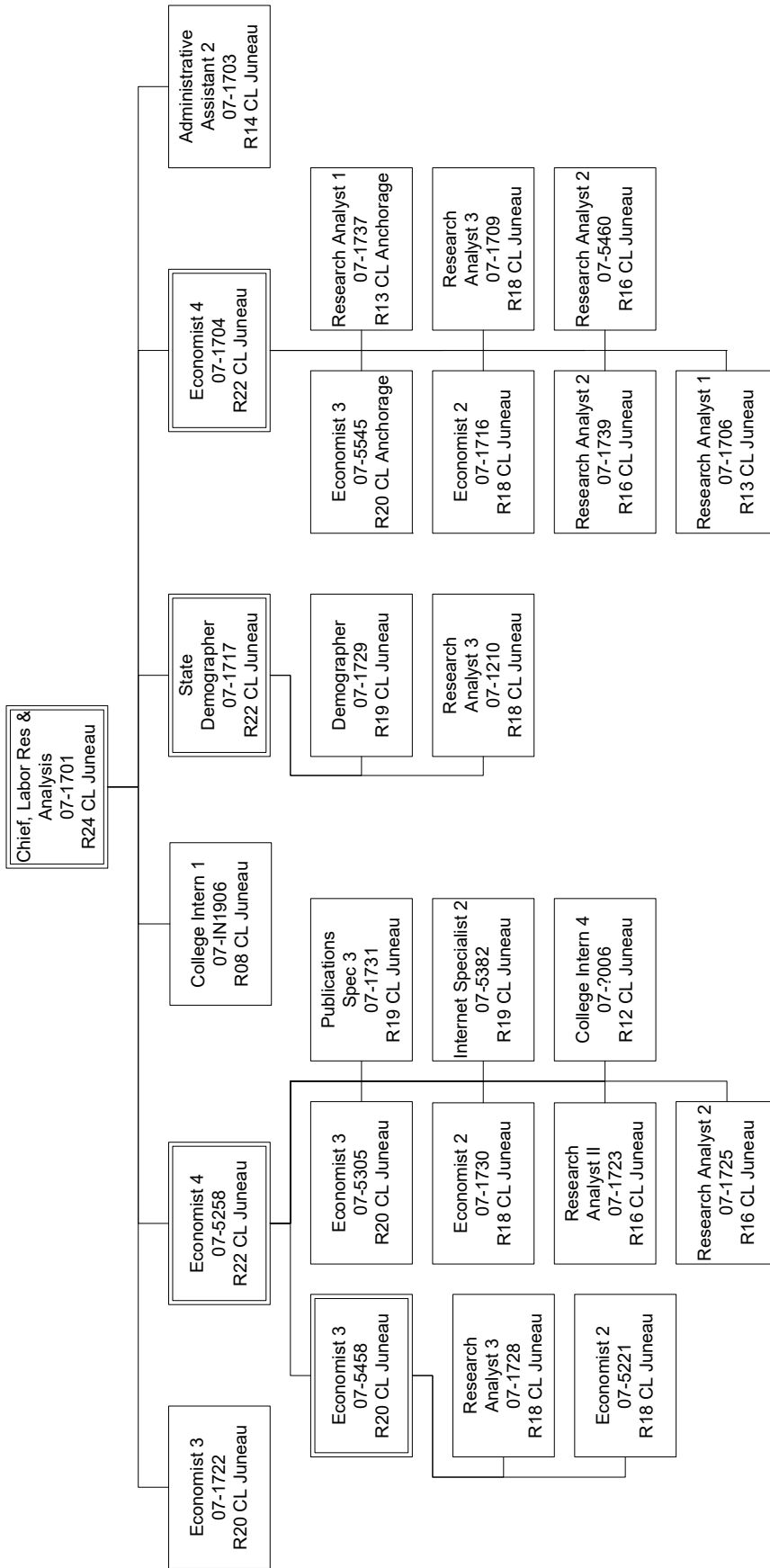
Department of Labor and Workforce Development  
Commissioner and Administrative Services / Alaska Labor Relations Agency  
FY2023 Governor Organization Chart



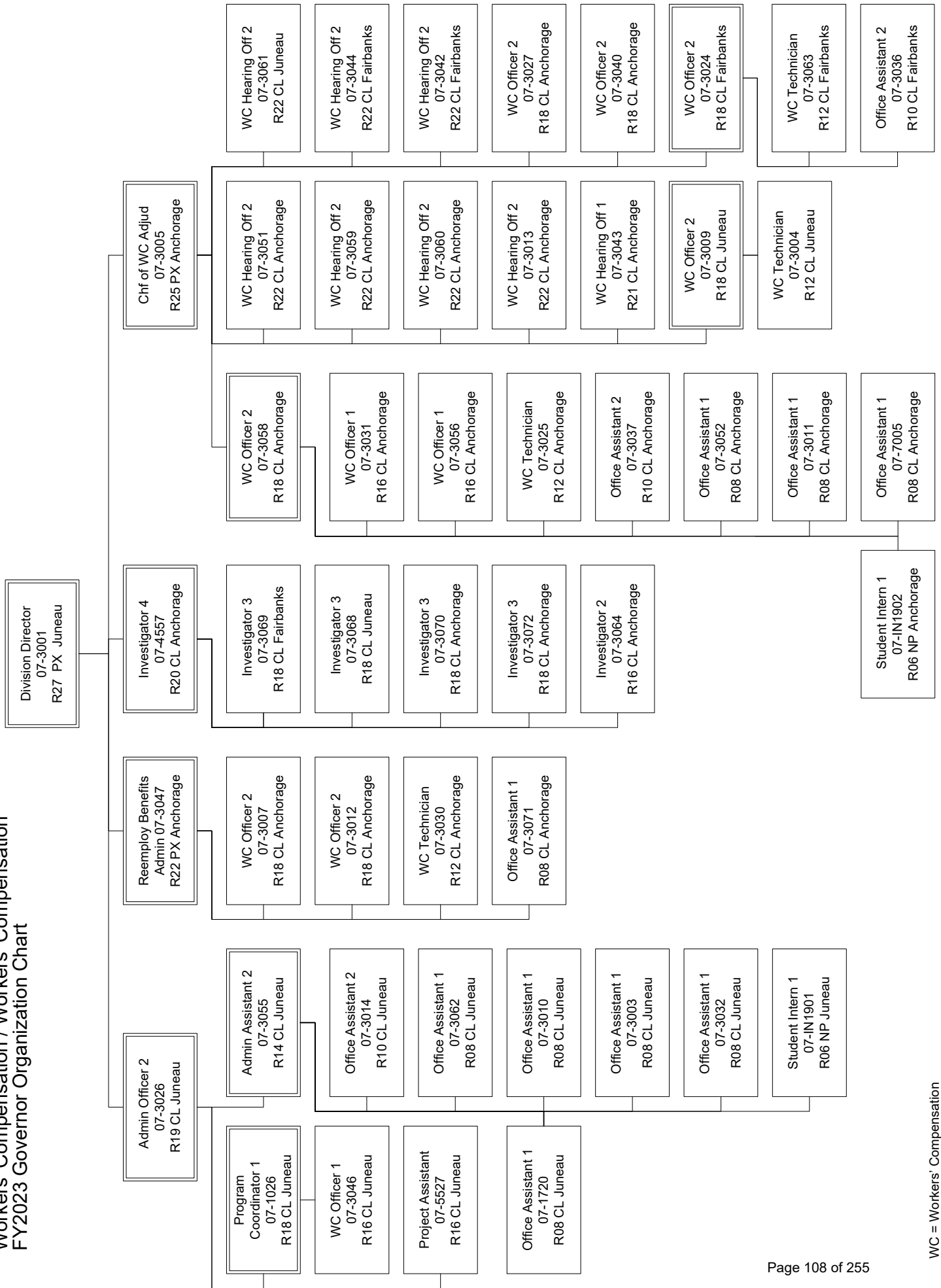
Department of Labor and Workforce Development  
 Commissioners and Administrative Services / Management Services  
 FY2023 Governor Organization Chart



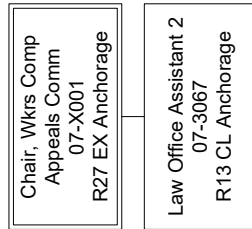
Department of Labor and Workforce Development  
 Commissioner and Administrative Services / Labor Market Information  
 FY2023 Governor Organization Chart



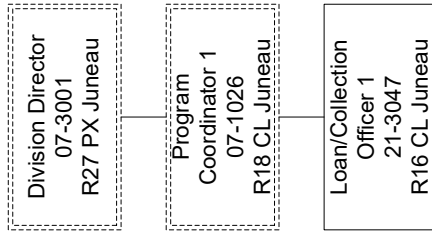
Department of Labor and Workforce Development  
 Workers' Compensation / Workers' Compensation  
 FY2023 Governor Organization Chart



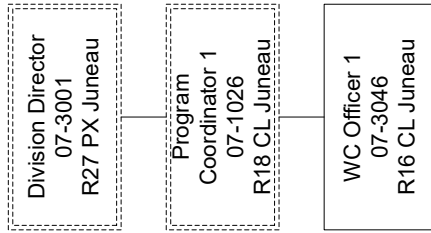
Department of Labor and Workforce Development  
Workers' Compensation / Workers' Compensation Appeals Commission  
FY2023 Governor Organization Chart



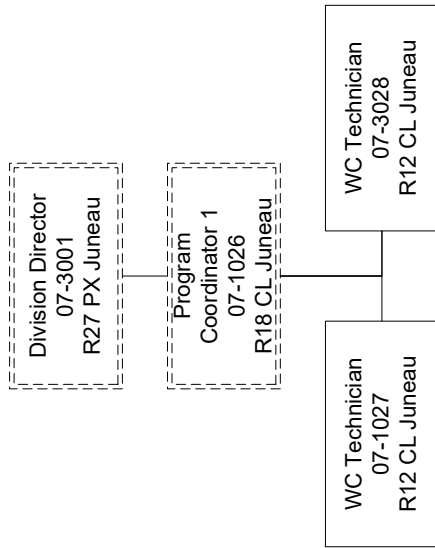
Department of Labor and Workforce Development  
Workers' Compensation / Workers' Compensation Benefits Guaranty Fund  
FY2023 Governor Organization Chart



Department of Labor and Workforce Development  
Workers' Compensation / Workers' Compensation Second Injury Fund  
FY2023 Governor Organization Chart

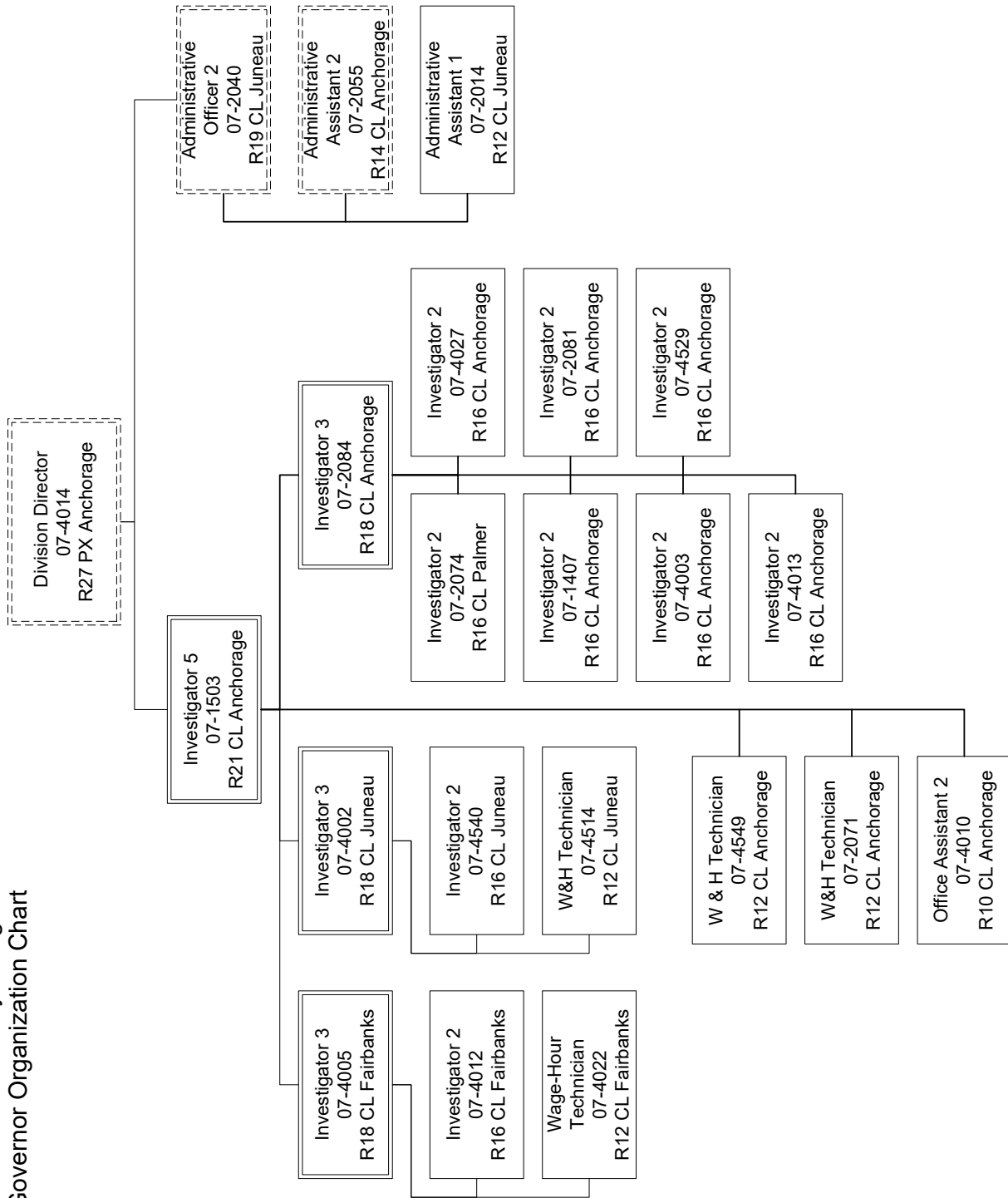


Department of Labor and Workforce Development  
Workers' Compensation / Workers' Compensation Fishermen's Fund  
FY2023 Governor Organization Chart

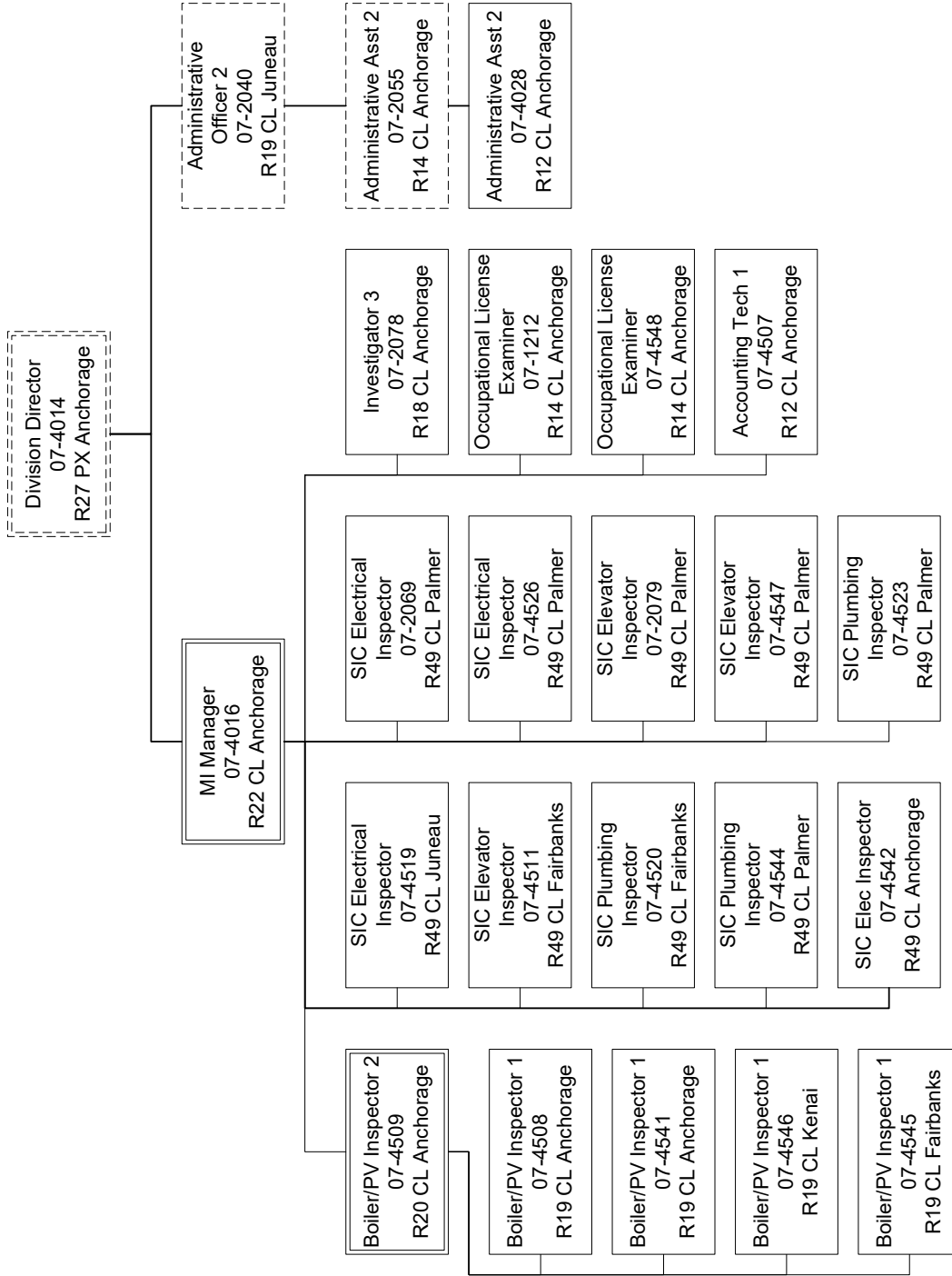




Department of Labor and Workforce Development  
 Labor Standards and Safety / Wage and Hour  
 FY2023 Governor Organization Chart

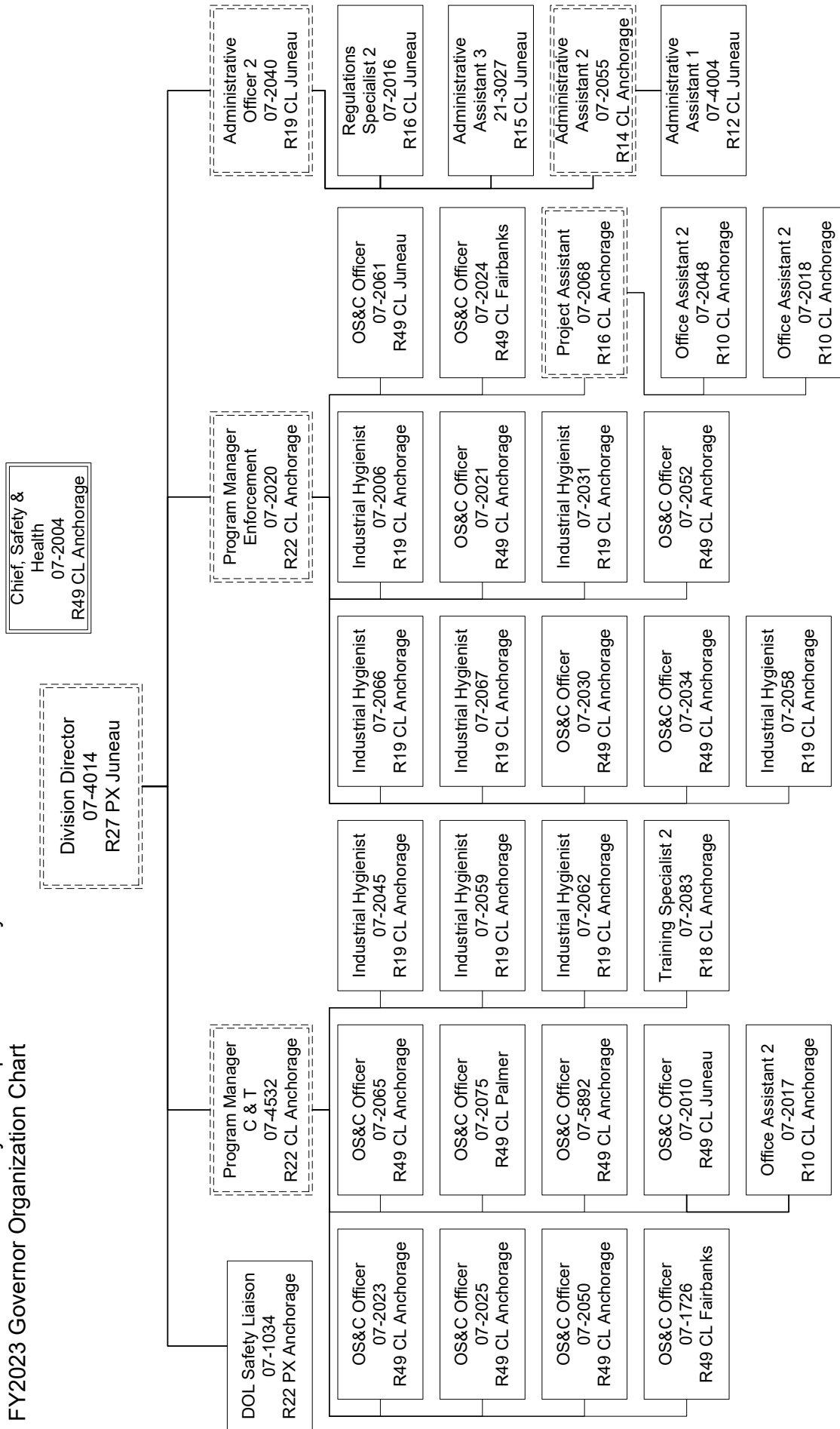


Department of Labor and Workforce Development  
 Labor Standards and Safety / Mechanical Inspection  
 FY2023 Governor Organization Chart



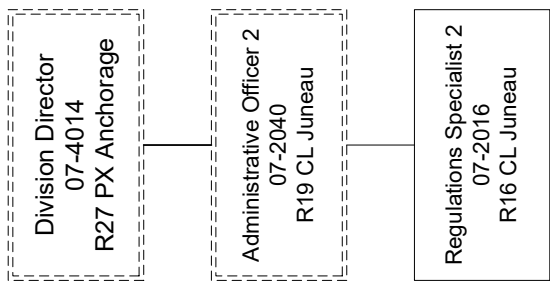
PV = Pressure Vessel  
 SIC = Safety Inspection and Compliance

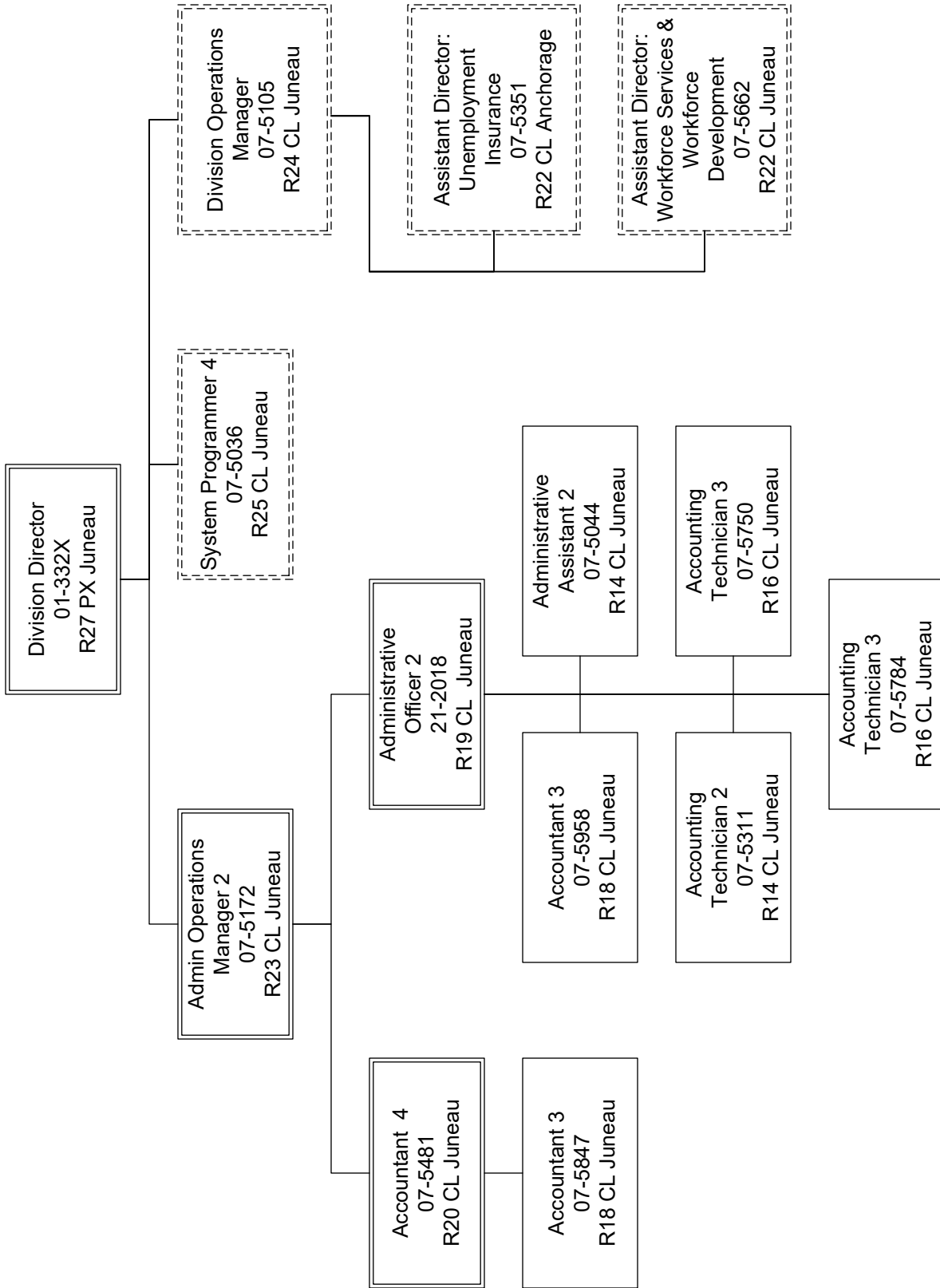
Department of Labor and Workforce Development  
 Labor Standards and Safety / Occupational Safety and Health  
 FY2023 Governor Organization Chart

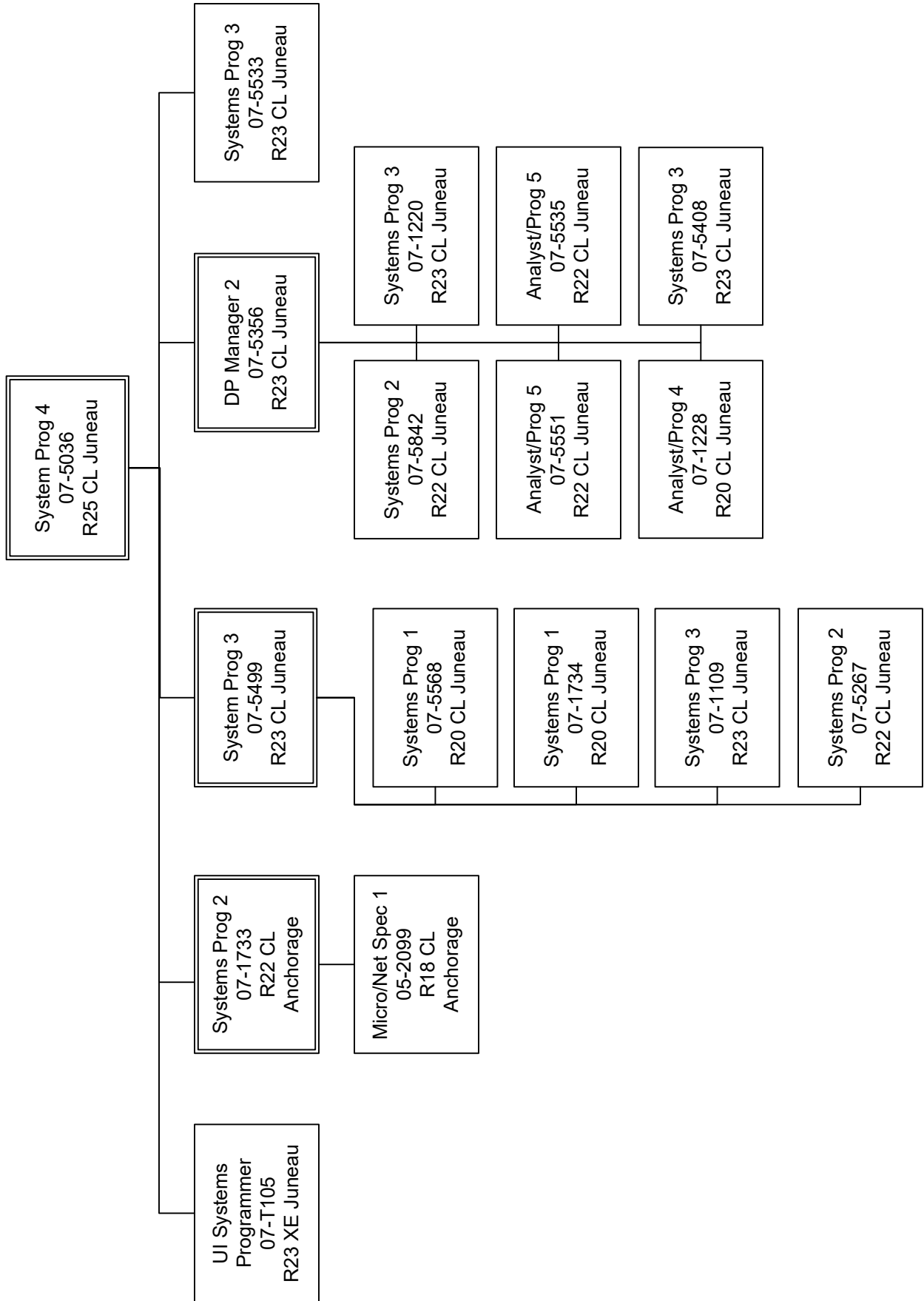


OS&C = Occupational Safety and Compliance

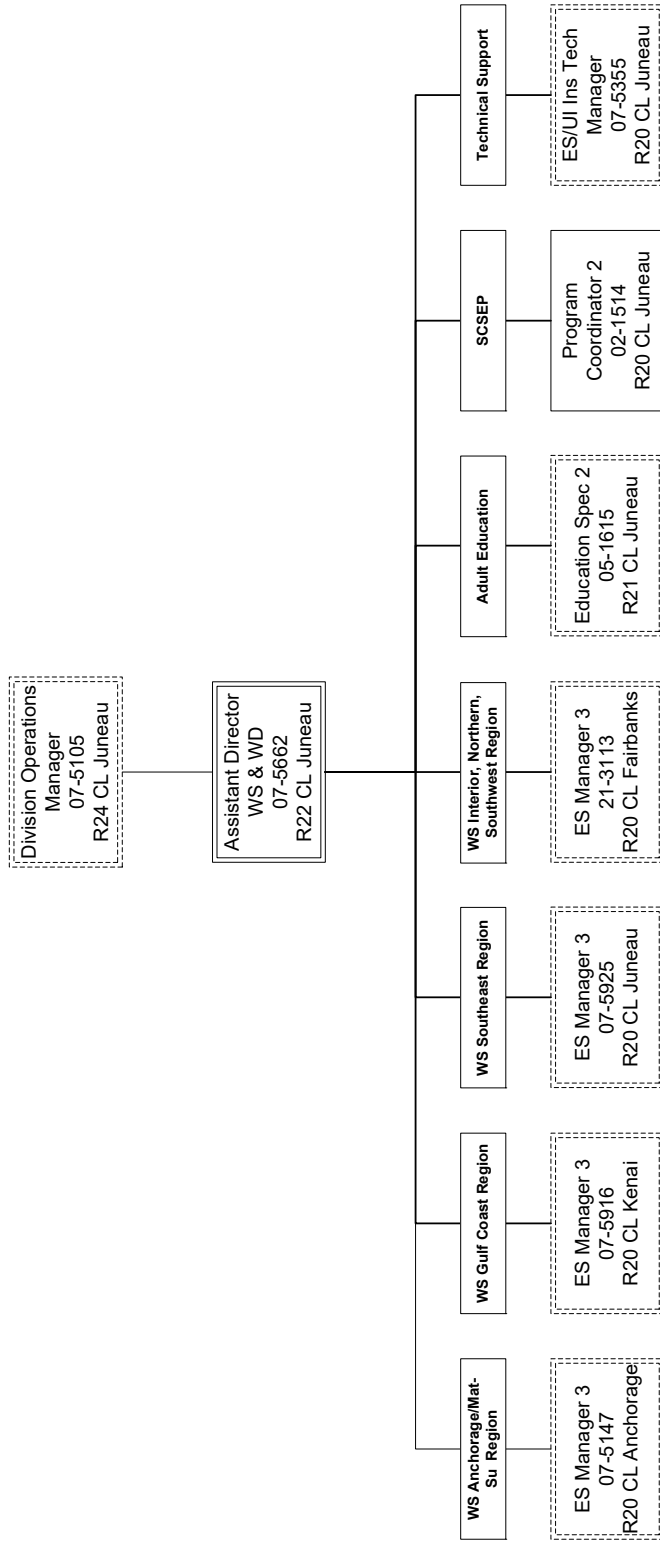
Department of Labor and Workforce Development  
Labor Standards and Safety / Alaska Safety Advisory Council  
FY2023 Governor Organization Chart





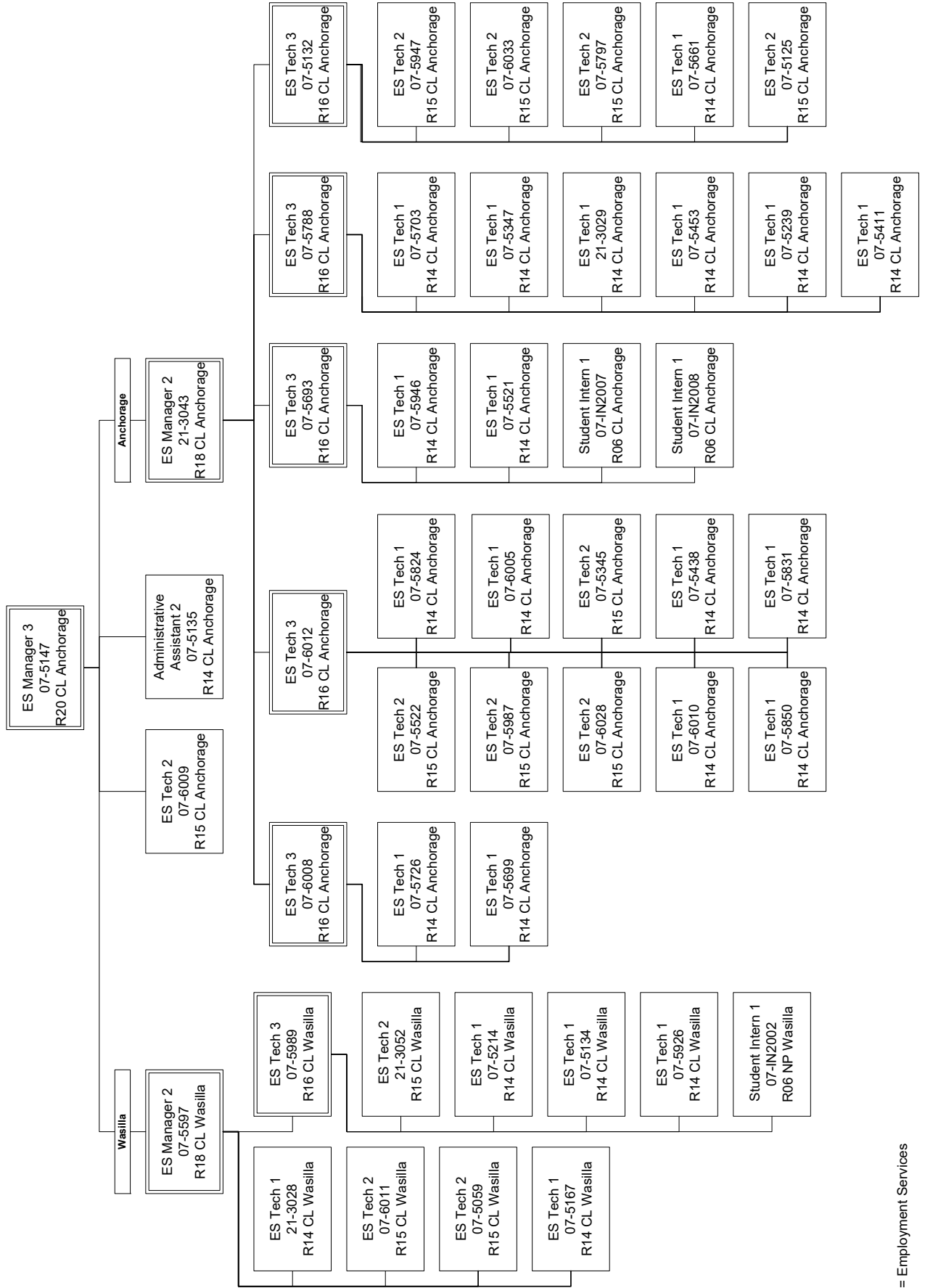


Department of Labor and Workforce Development  
 Division of Employment and Training Services / Workforce Services  
 FY2023 Governor Organization Chart



ES = Employment Services

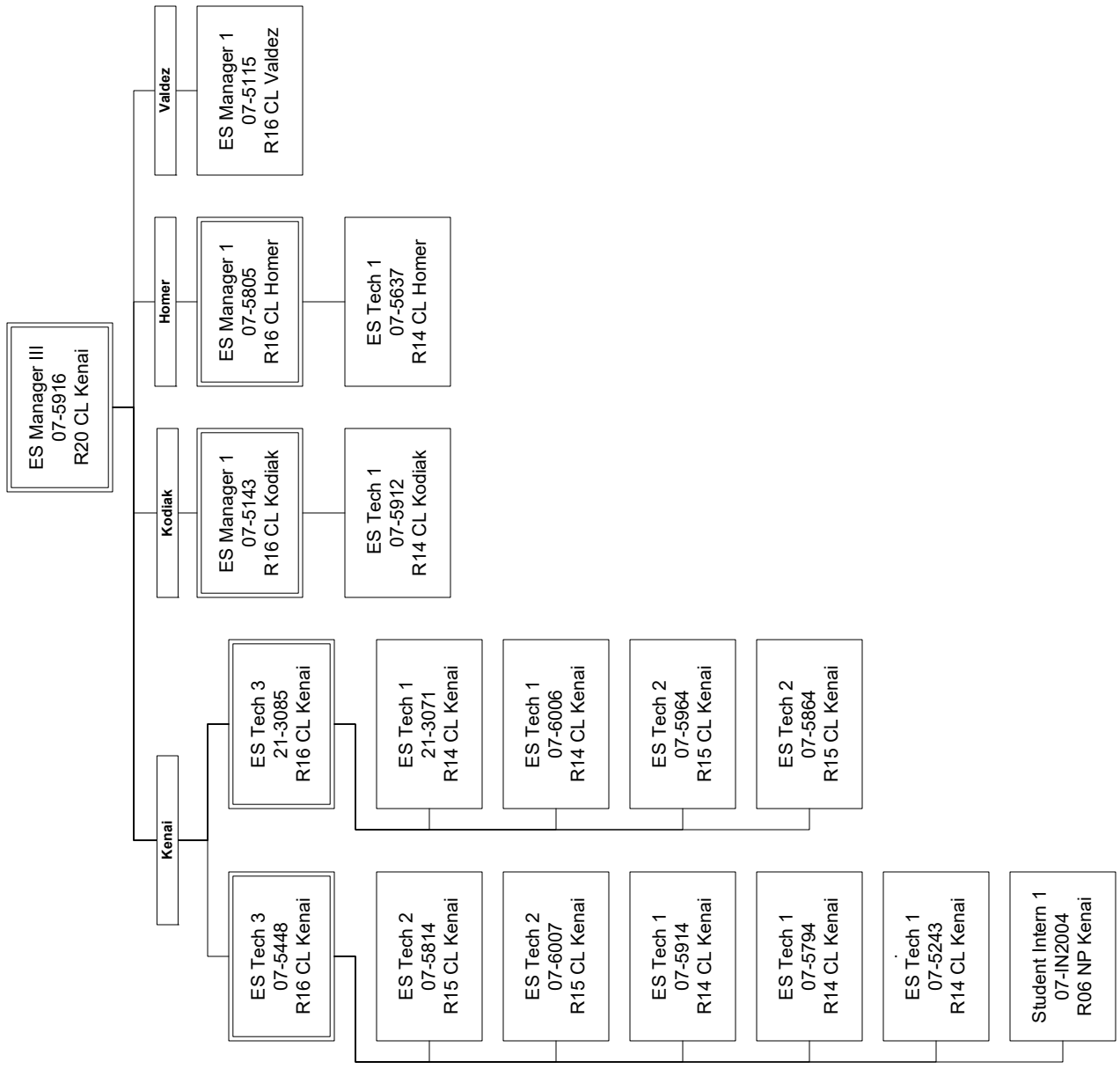
Department of Labor and Workforce Development  
 Division of Employment and Training Services / Workforce Services Central Region  
 FY2023 Governor Organization Chart

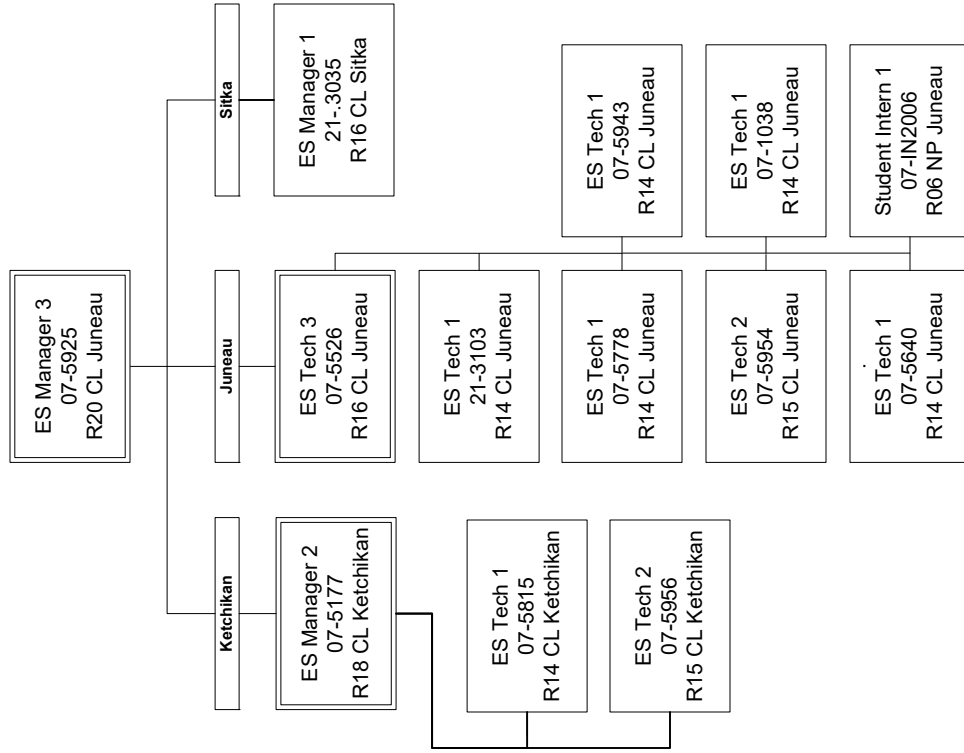


ES = Employment Services

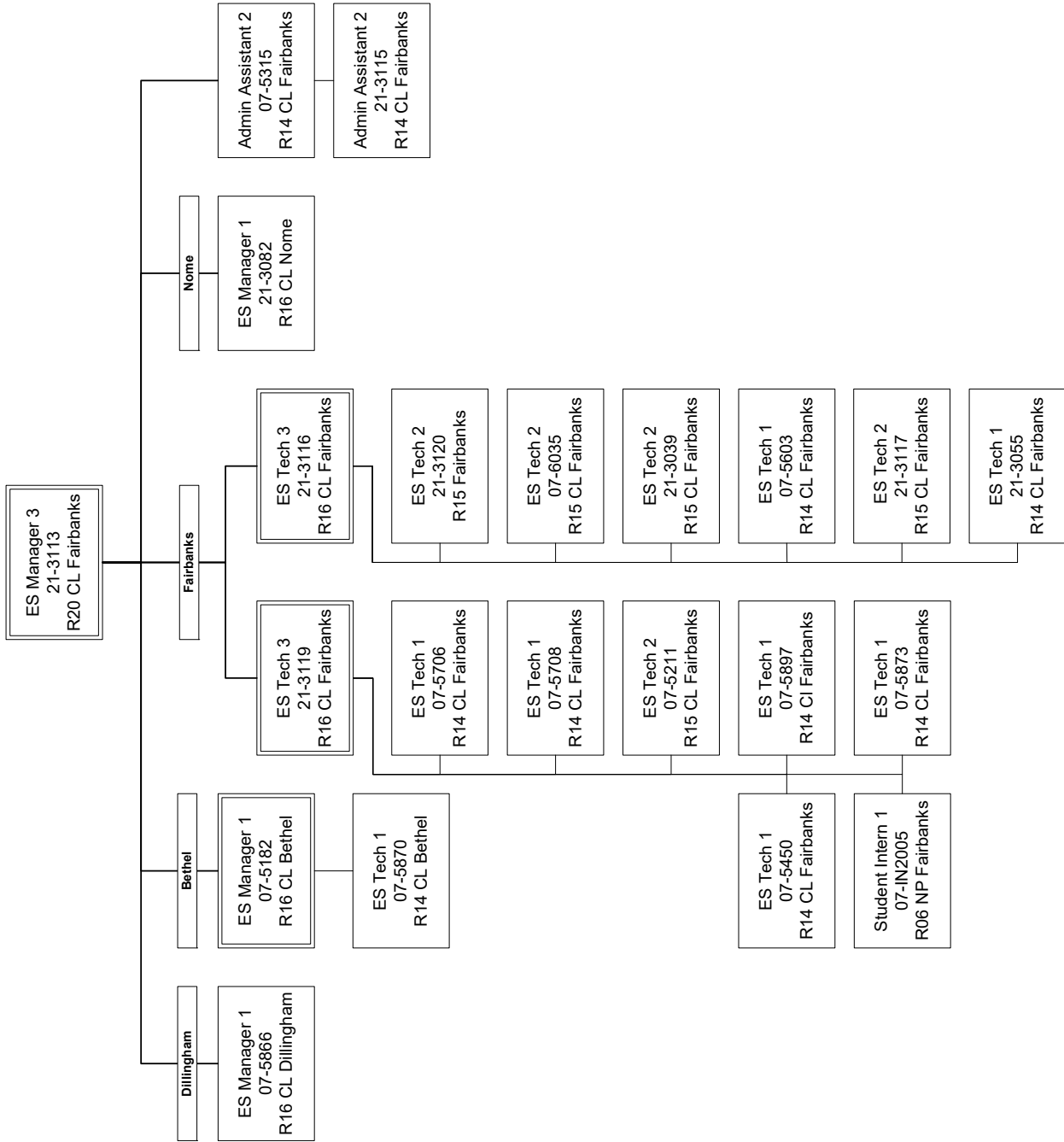


Department of Labor and Workforce Development  
 Division of Employment and Training Services / Workforce Services Gulf Coast  
 FY2023 Governor Organization Chart



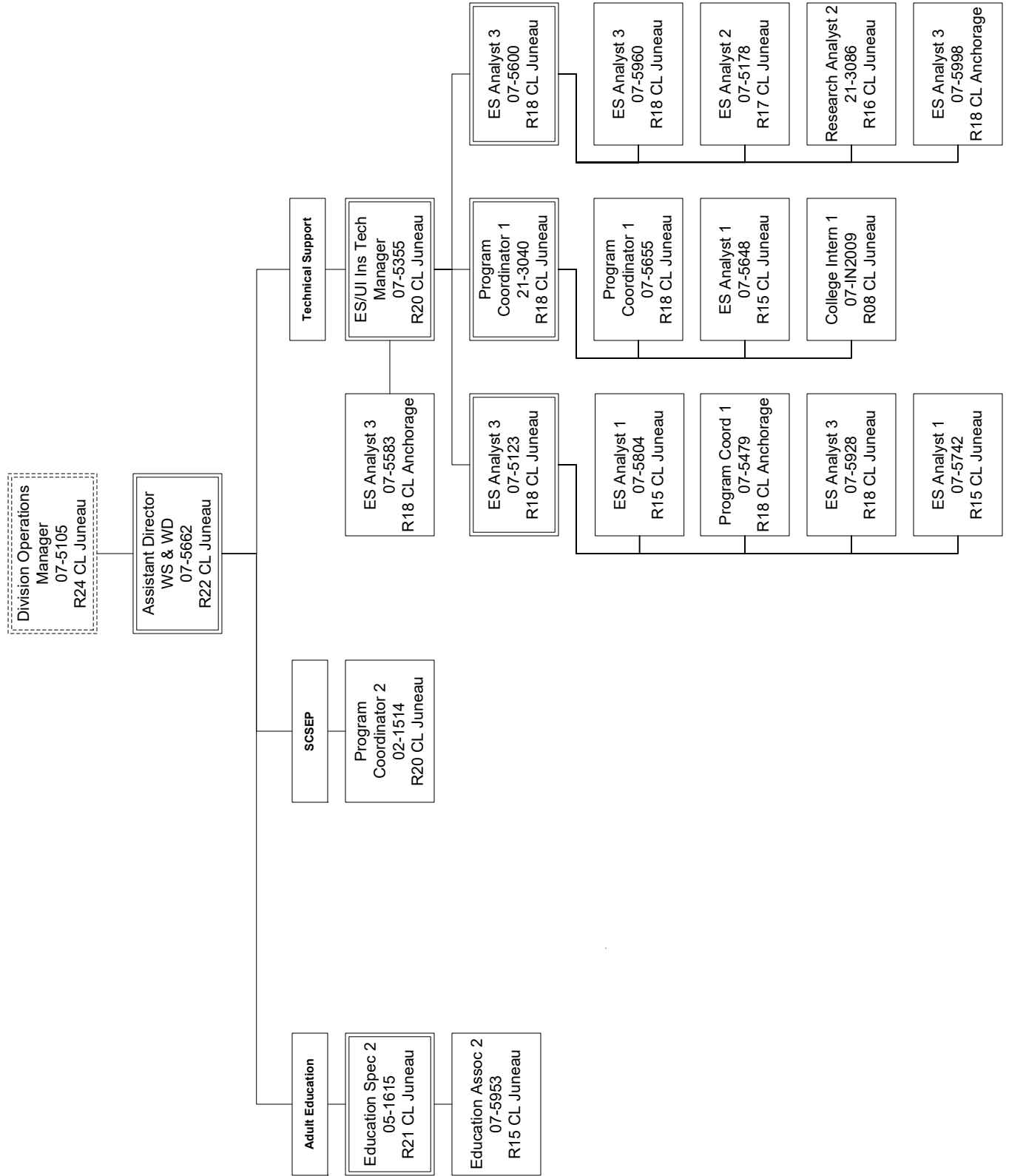


Department of Labor and Workforce Development  
 Division of Employment and Training Services / Workforce Services - Interior/Northern/Southwest Region  
 FY2023 Governor Organization Chart

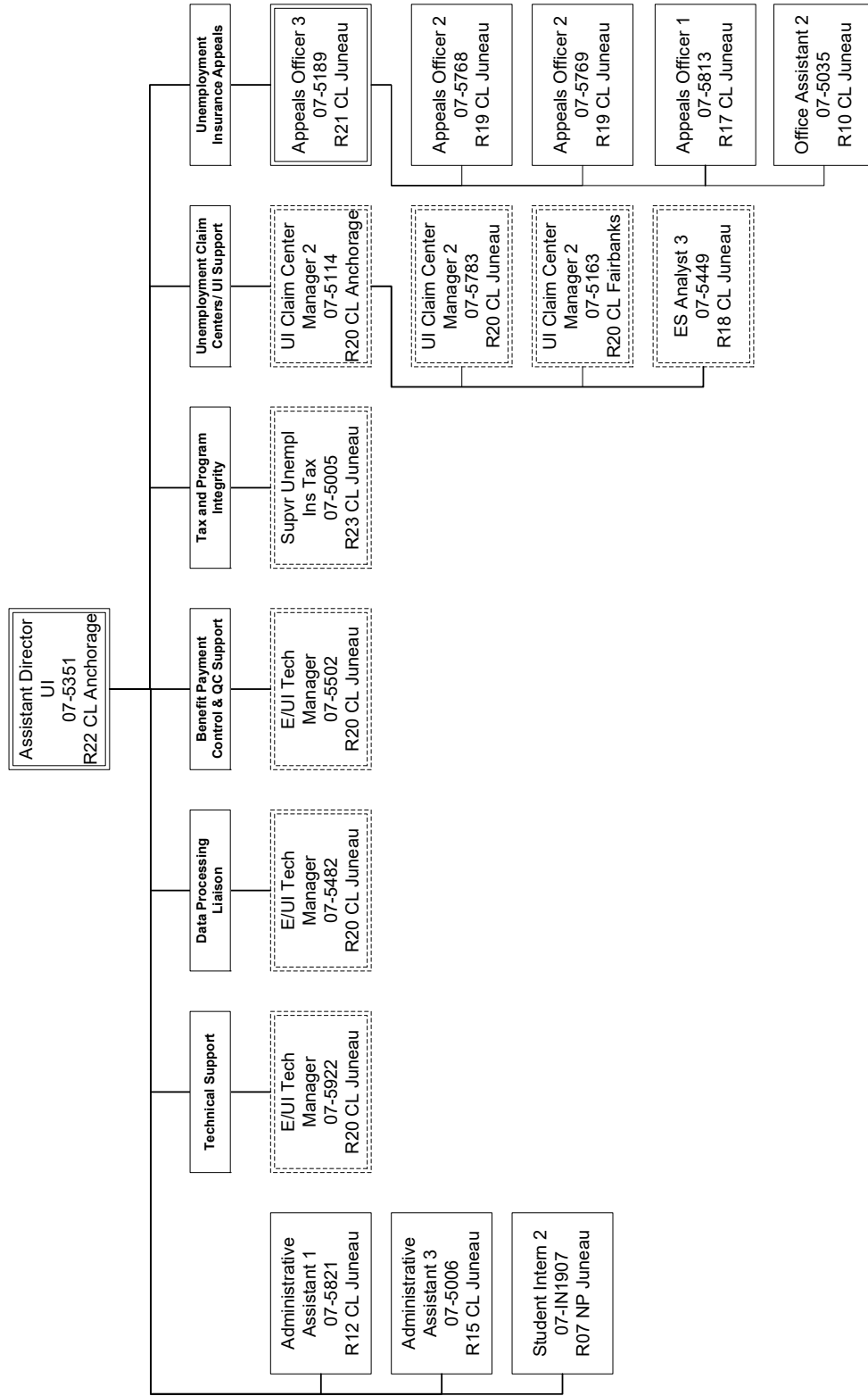


ES = Employment Services

Department of Labor and Workforce Development  
 Division of Employment and Training Services / Workforce Development  
 FY2023 Governor Organization Chart

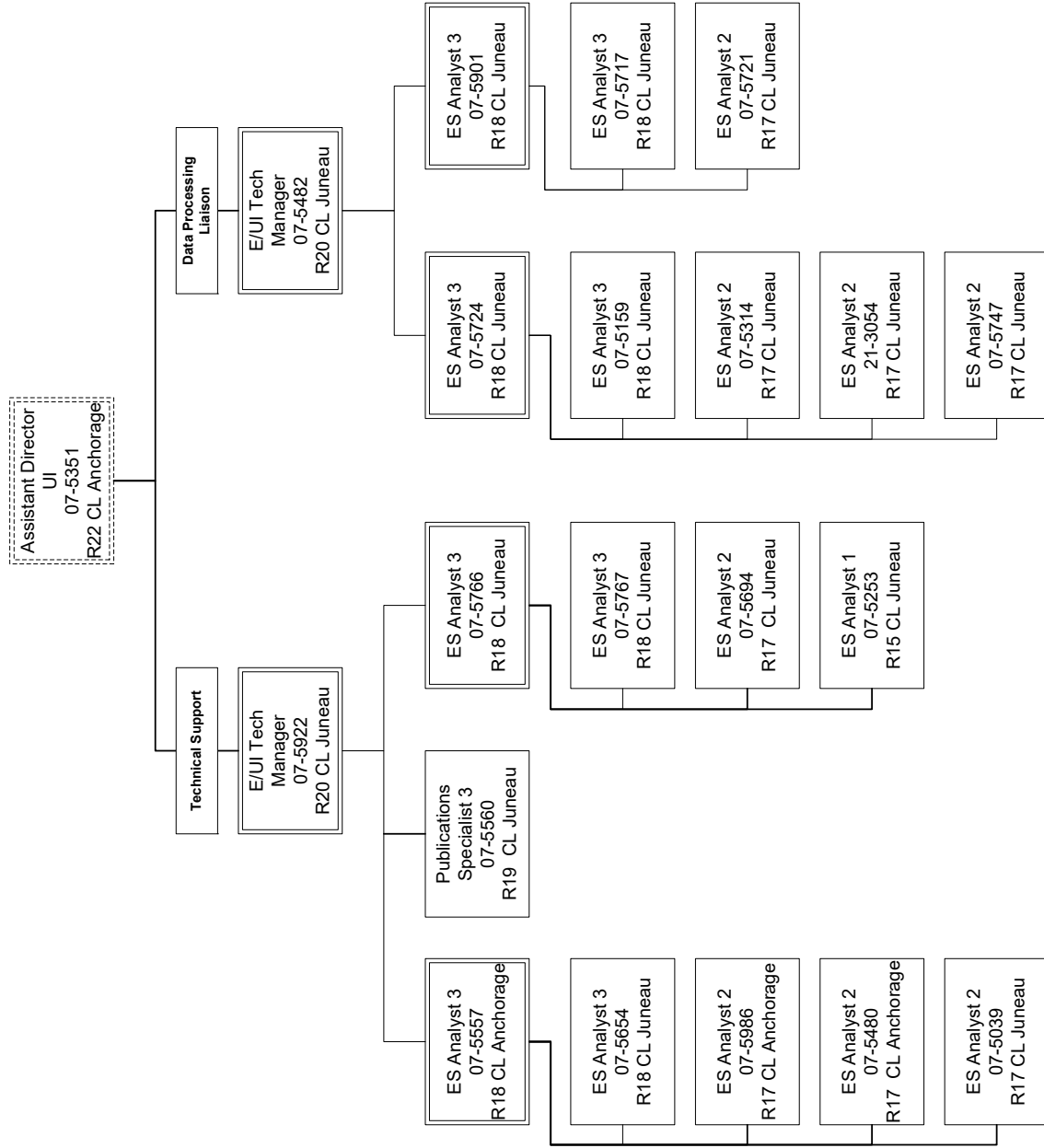


Department of Labor and Workforce Development  
 Division of Employment and Training Services / Unemployment Insurance  
 FY2023 Governor Organization Chart



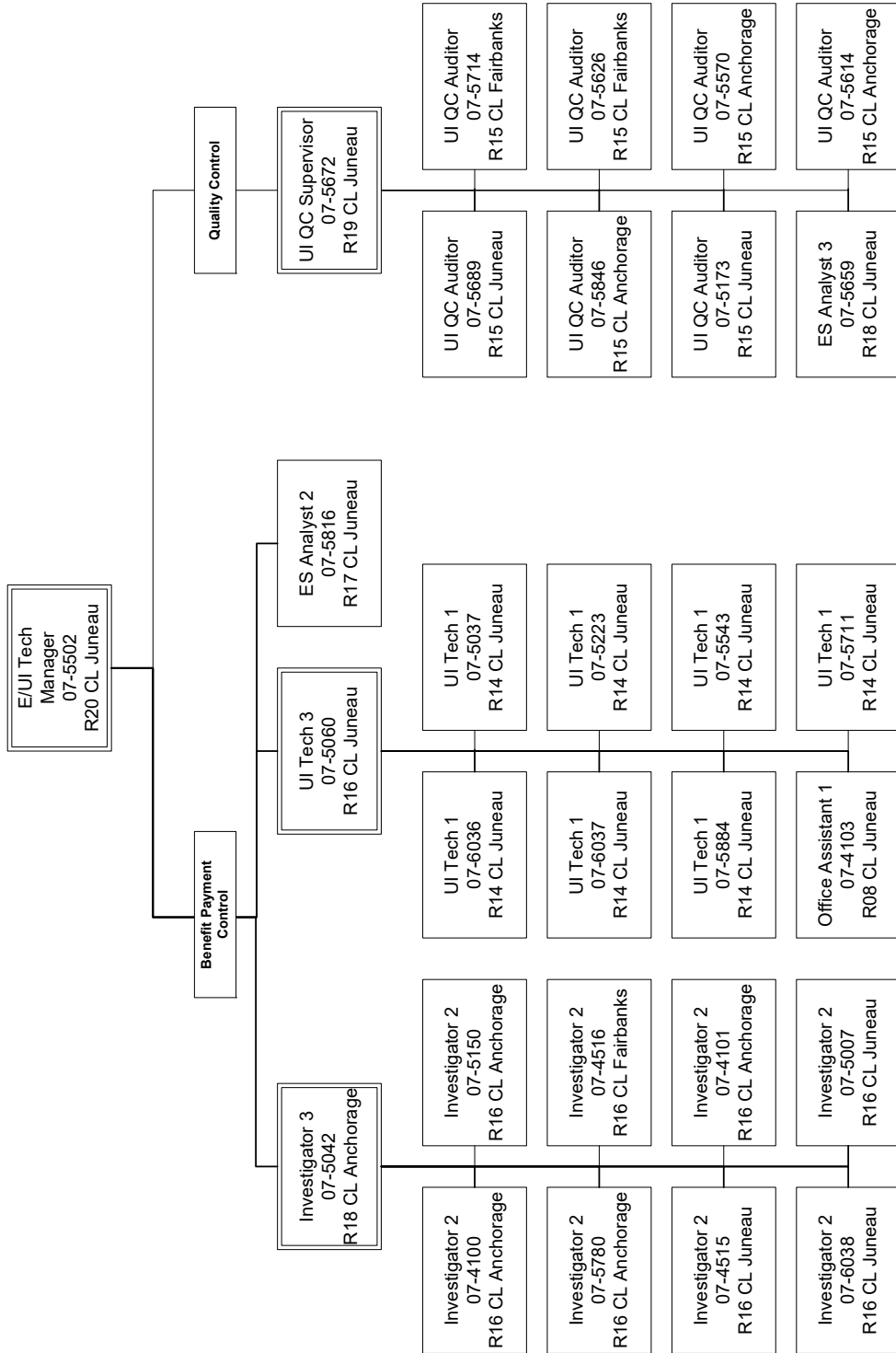
ES = Employment Security  
 E/UI = Employment / Unemployment Insurance  
 UI = Unemployment Insurance  
 QC = Quality Control

Department of Labor and Workforce Development  
 Division of Employment and Training Services / Unemployment Insurance  
 FY2023 Governor Organization Chart



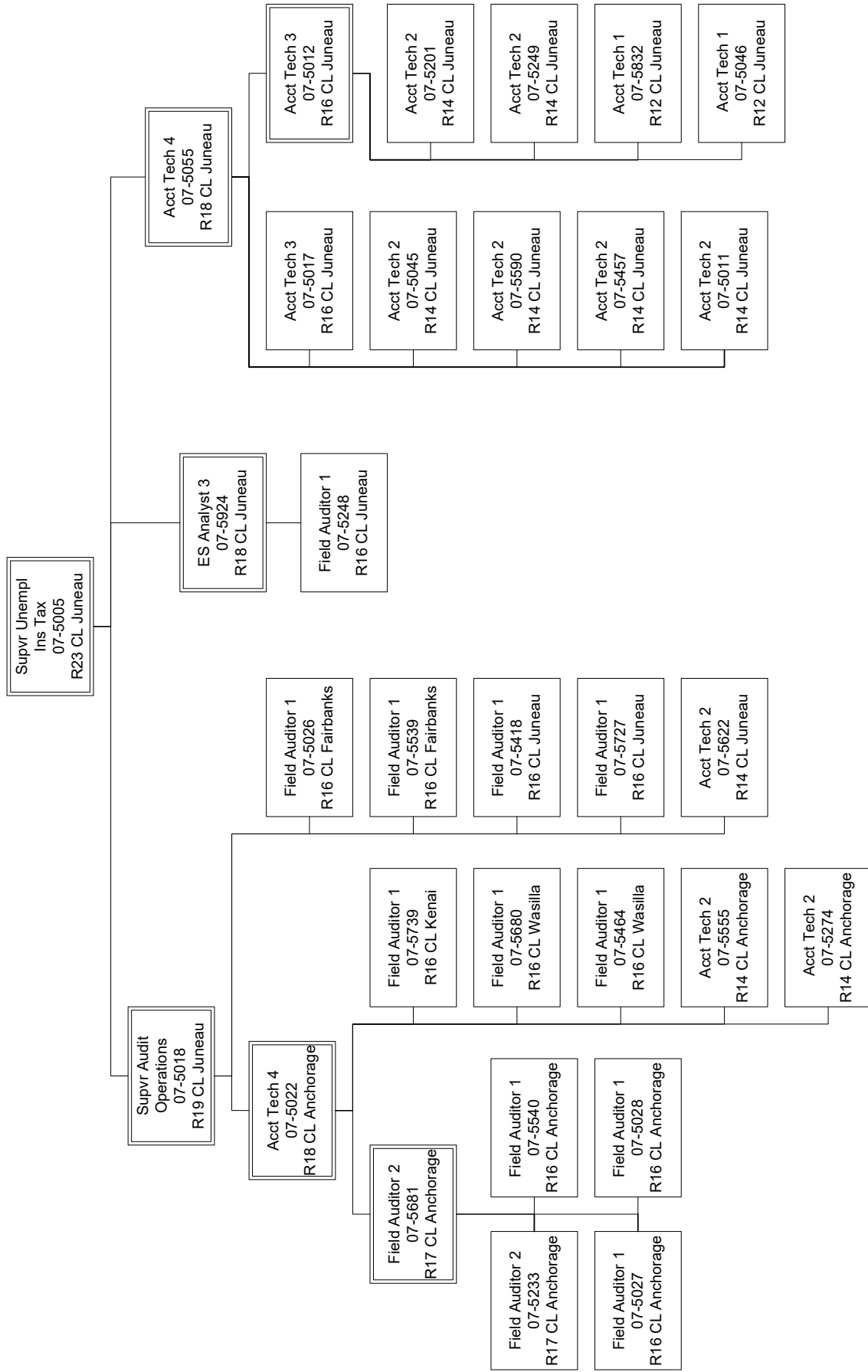
ES = Employment Security  
 E/UI = Employment / Unemployment Insurance  
 UI = Unemployment Insurance

Department of Labor and Workforce Development  
 Division of Employment and Training Services / Unemployment Insurance  
 FY2023 Governor Organization Chart



ES = Employment Security  
 E/UI = Employment / Unemployment Insurance  
 UI = Unemployment Insurance  
 QC = Quality Control

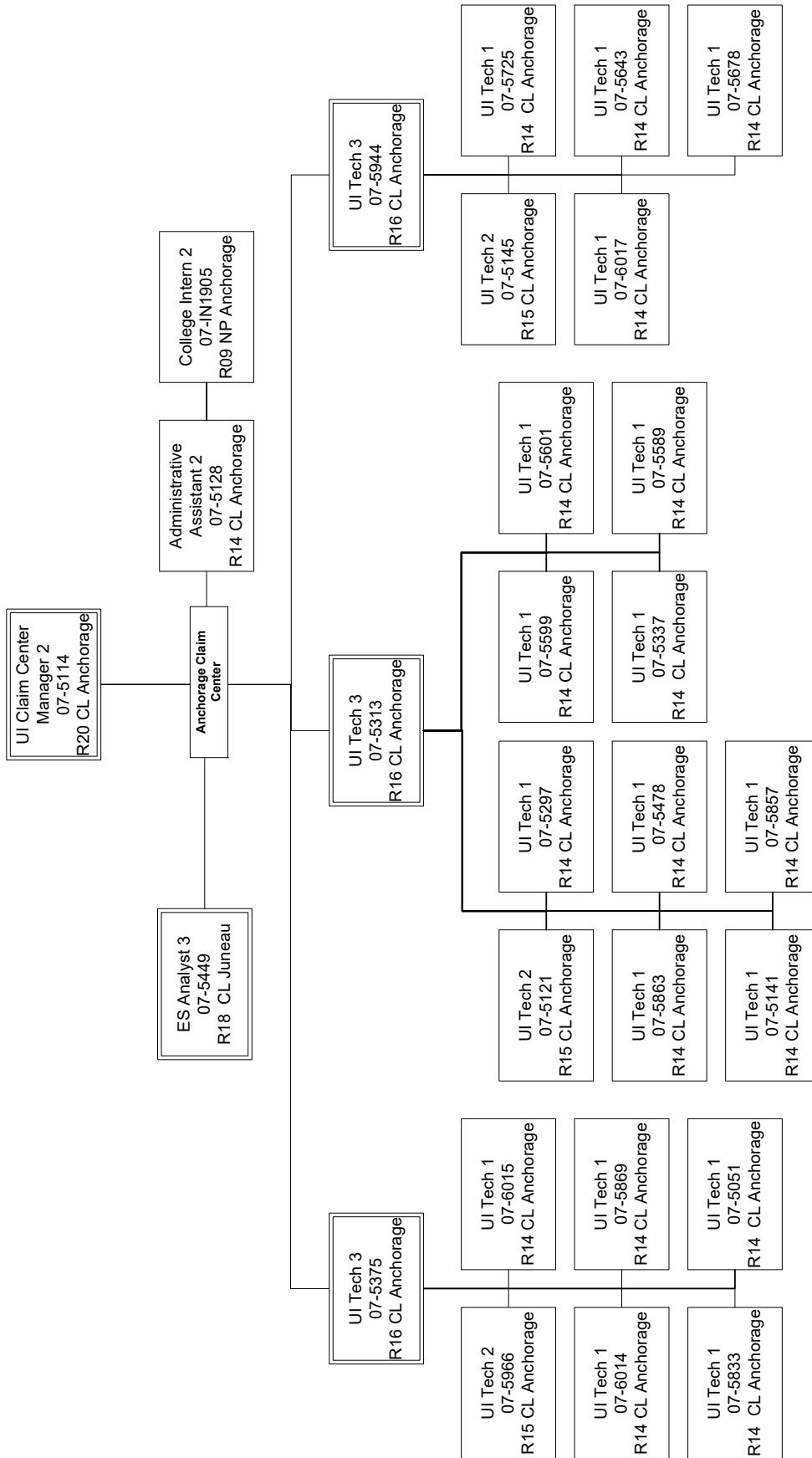
Department of Labor and Workforce Development  
 Division of Employment and Training Services / Unemployment Insurance  
 FY2023 Governor Organization Chart



ES = Employment Security  
 E/UI = Employment / Unemployment Insurance  
 UI = Unemployment Insurance  
 QC = Quality Control

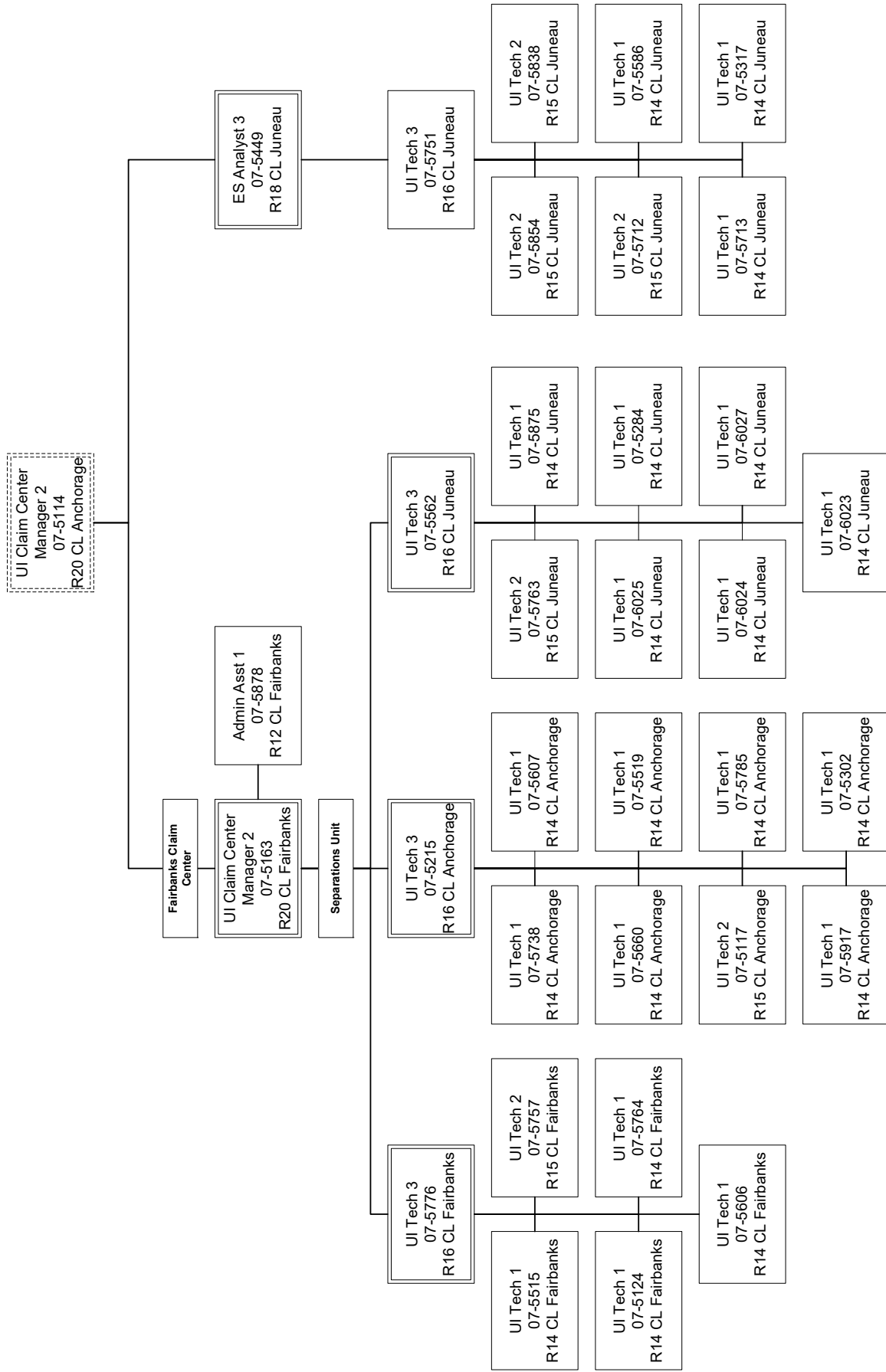


Department of Labor and Workforce Development  
 Division of Employment and Training Services / Unemployment Insurance  
 FY2023 Governor Organization Chart



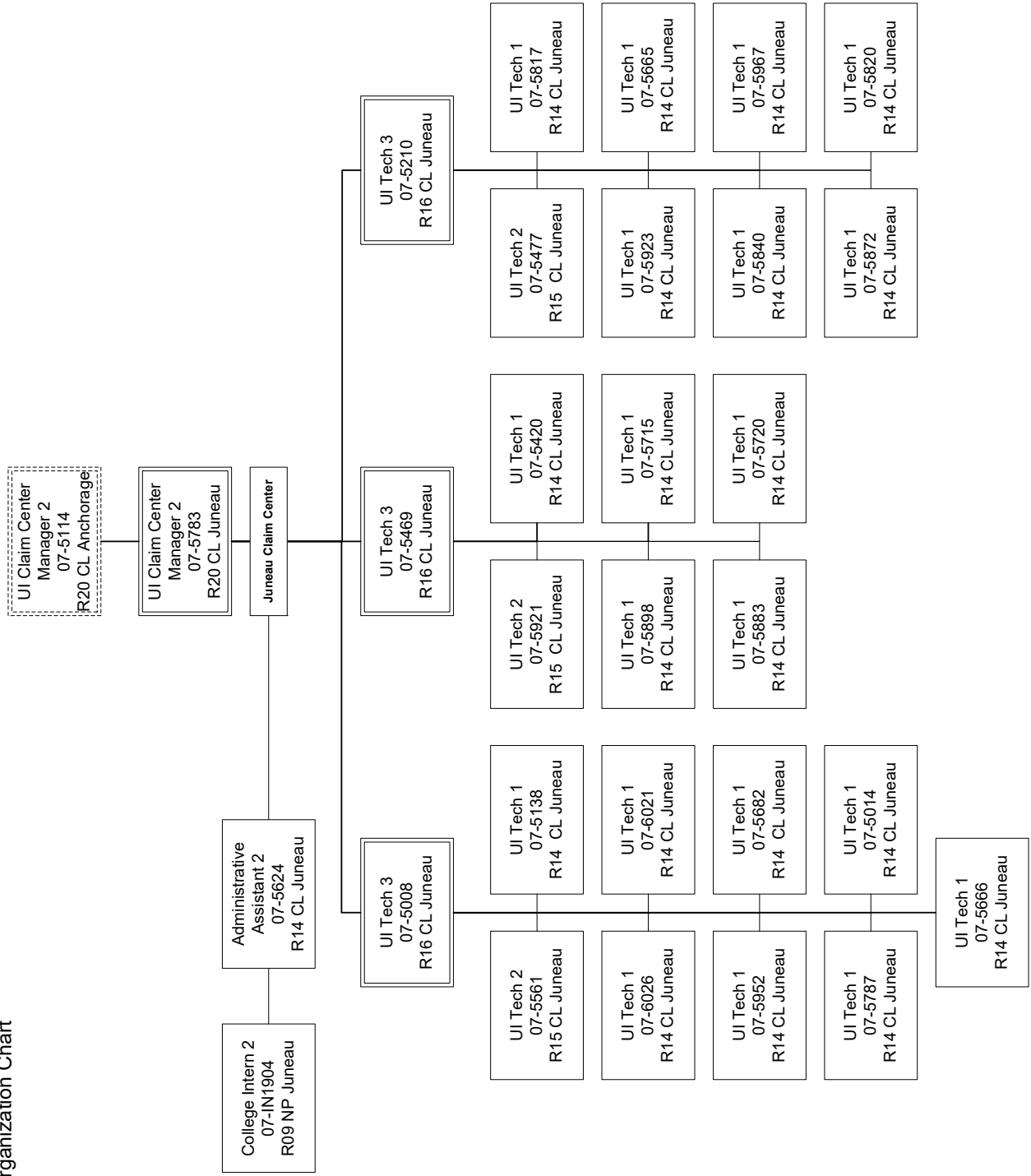
ES = Employment Security  
 E/UI = Employment / Unemployment Insurance  
 UI = Unemployment Insurance  
 QC = Quality Control

Department of Labor and Workforce Development  
 Division of Employment and Training Services / Unemployment Insurance  
 FY2023 Governor Organization Chart



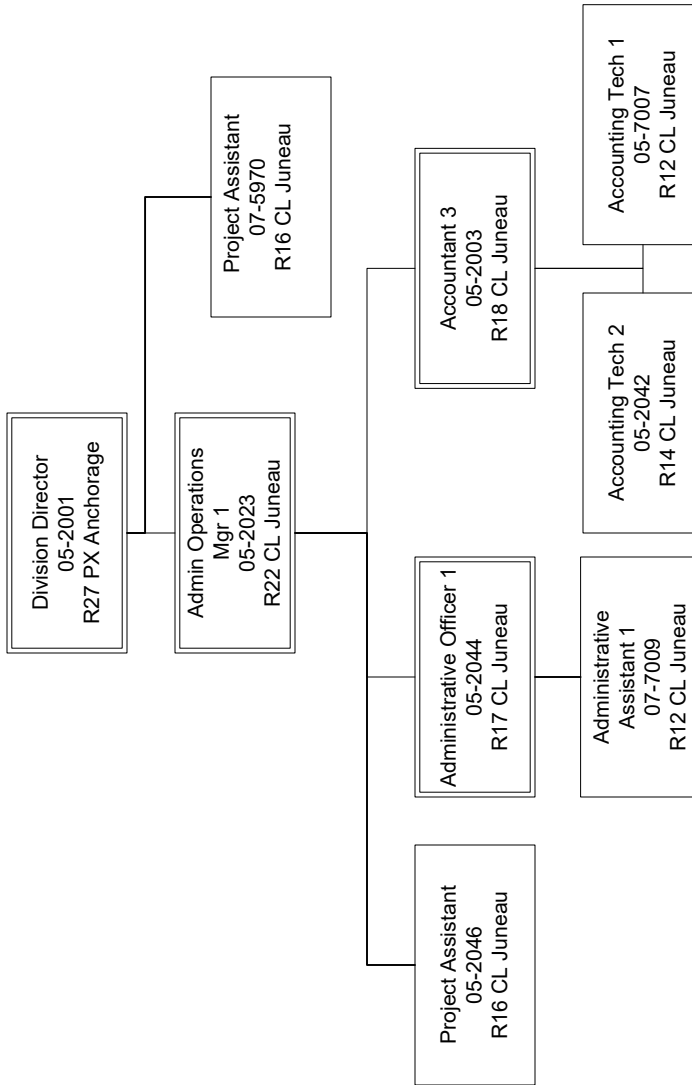
ES = Employment Security  
 E/UI = Employment / Unemployment Insurance  
 UI = Unemployment Insurance  
 QC = Quality Control

Department of Labor and Workforce Development  
 Division of Employment and Training Services / Unemployment Insurance  
 FY2023 Governor Organization Chart

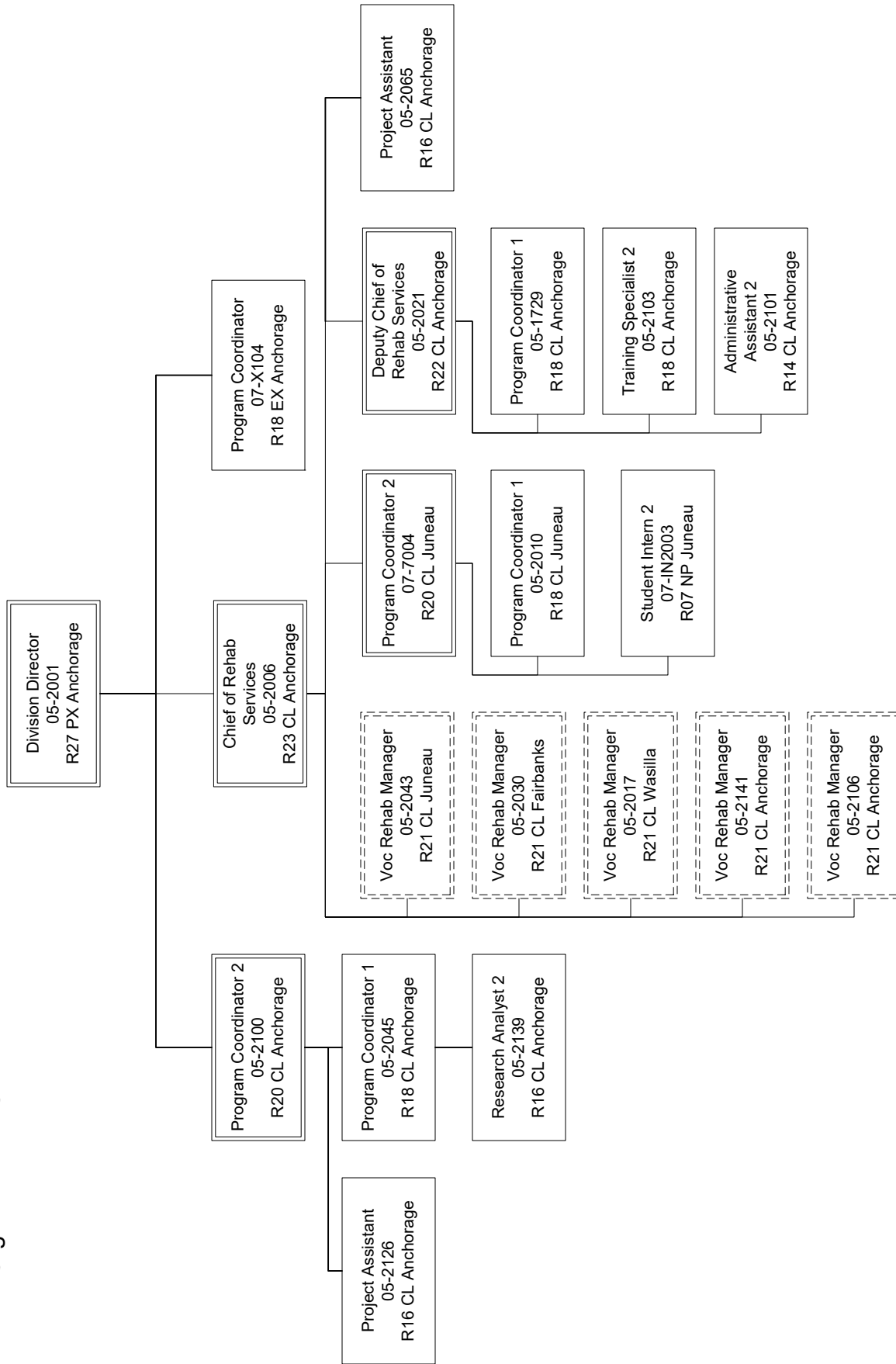


ES = Employment Security  
 E/UI = Employment / Unemployment Insurance  
 UI = Unemployment Insurance  
 QC = Quality Control

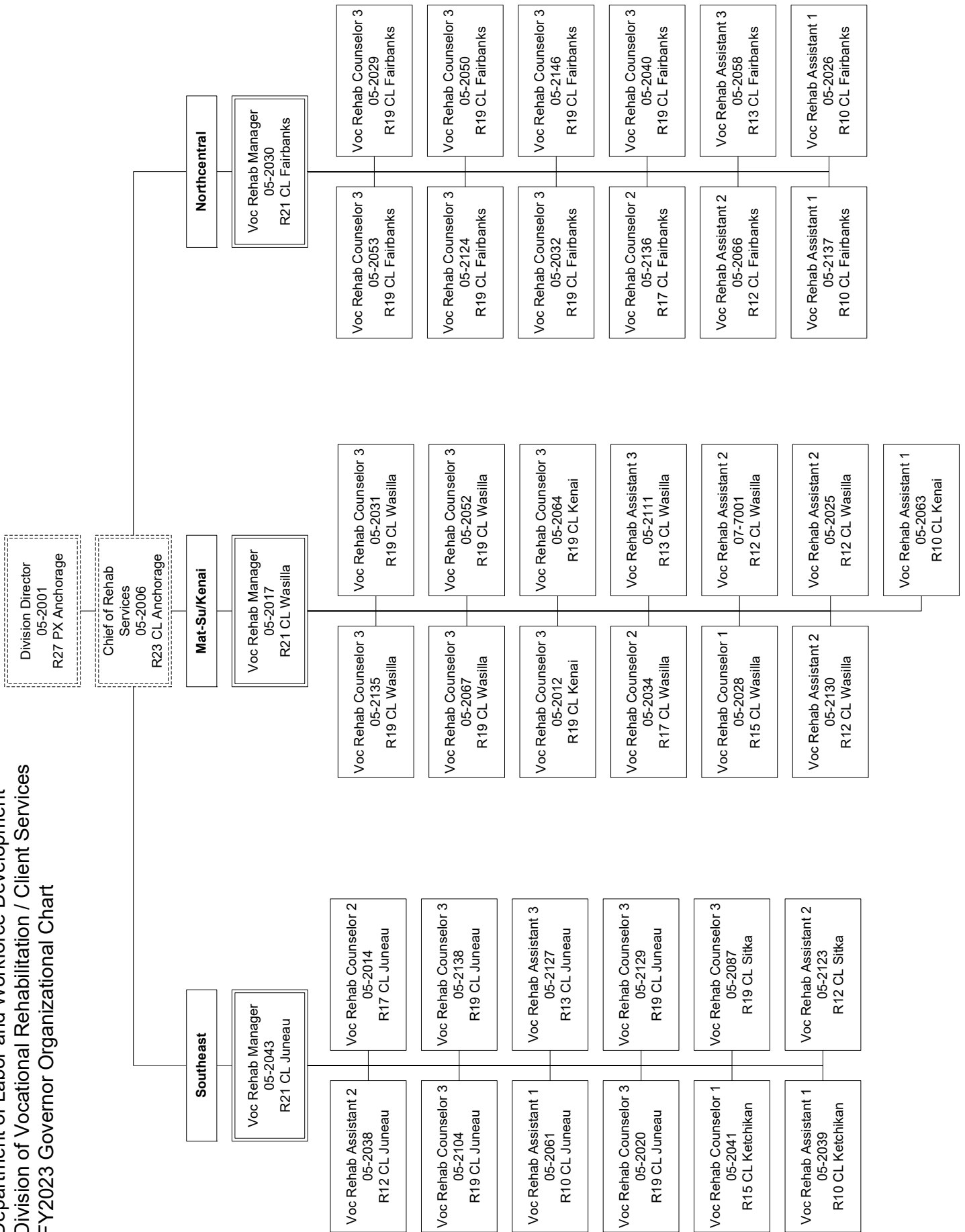
Department of Labor and Workforce Development  
 Division of Vocational Rehabilitation / Vocational Rehabilitation Administration  
 FY2023 Governor Organizational Chart



Department of Labor and Workforce Development  
 Division of Vocational Rehabilitation / Client Services  
 FY2023 Governor Organizational Chart



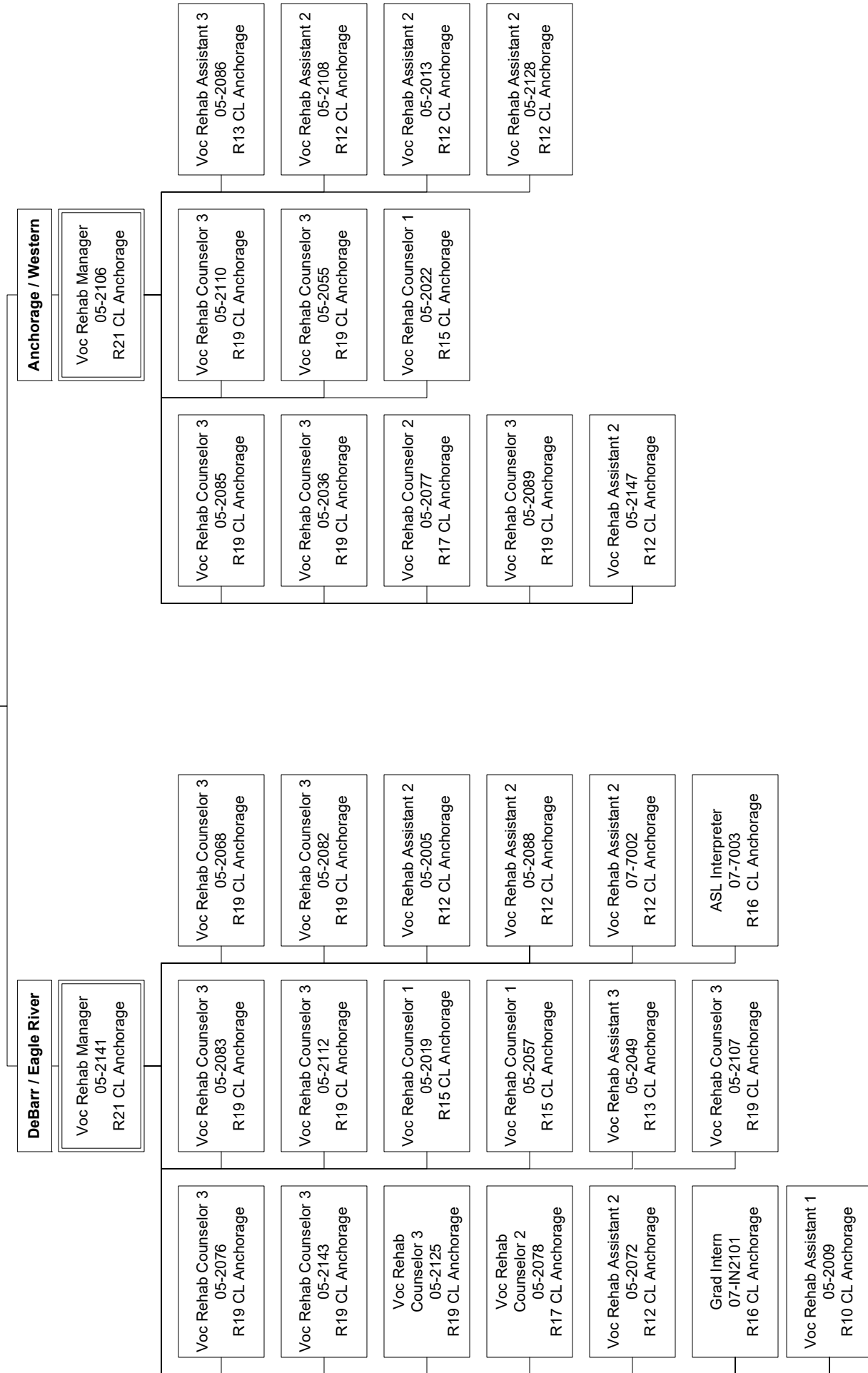
Department of Labor and Workforce Development  
 Division of Vocational Rehabilitation / Client Services  
 FY2023 Governor Organizational Chart



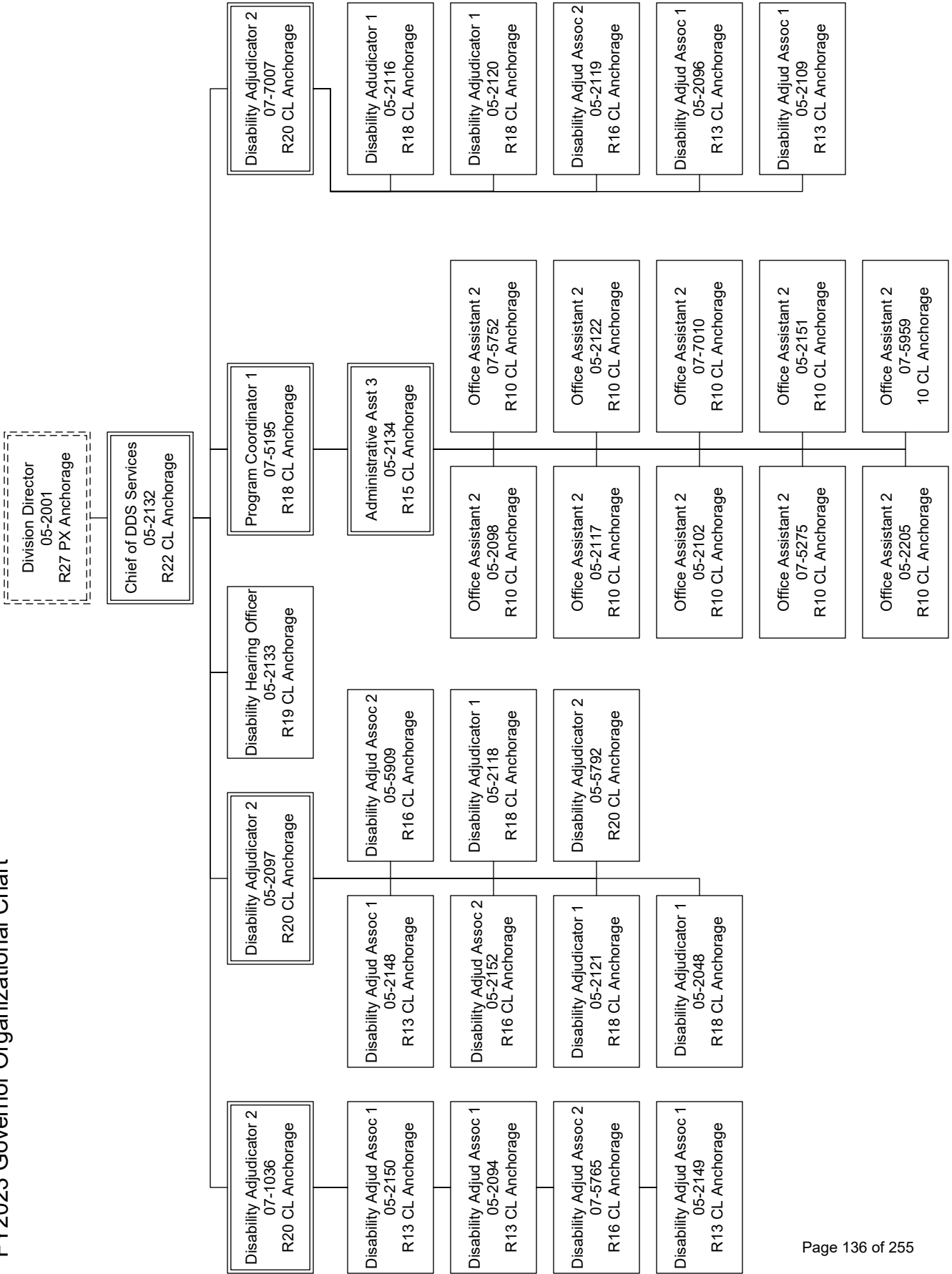
Department of Labor and Workforce Development  
 Division of Vocational Rehabilitation / Client Services  
 FY2023 Governor Organizational Chart

Division Director  
 05-2001  
 R27 PX Anchorage

Chief of Rehab  
 Services  
 05-2006  
 R23 CL Anchorage

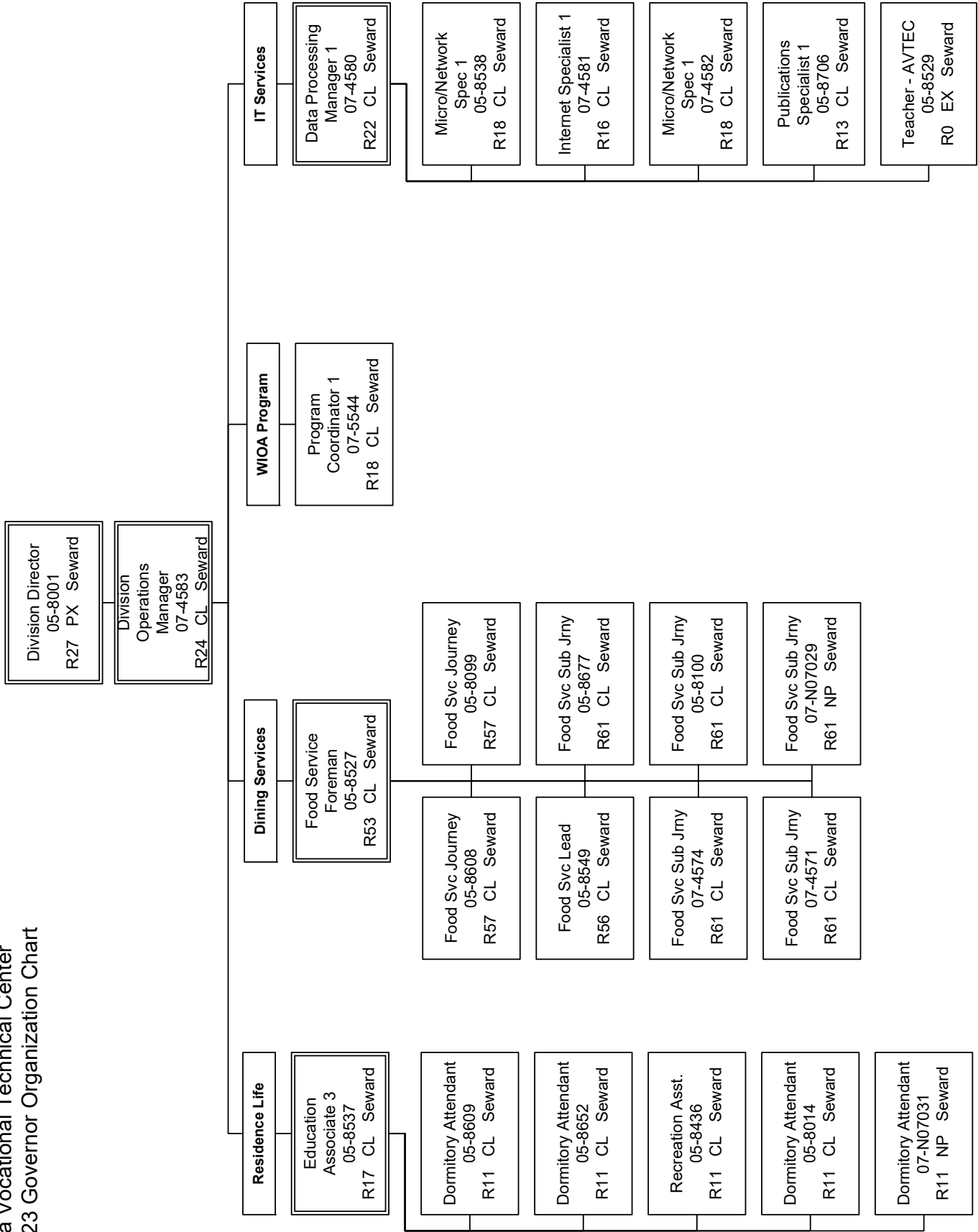


Department of Labor and Workforce Development  
 Division of Vocational Rehabilitation / Disability Determination Services  
 FY2023 Governor Organizational Chart

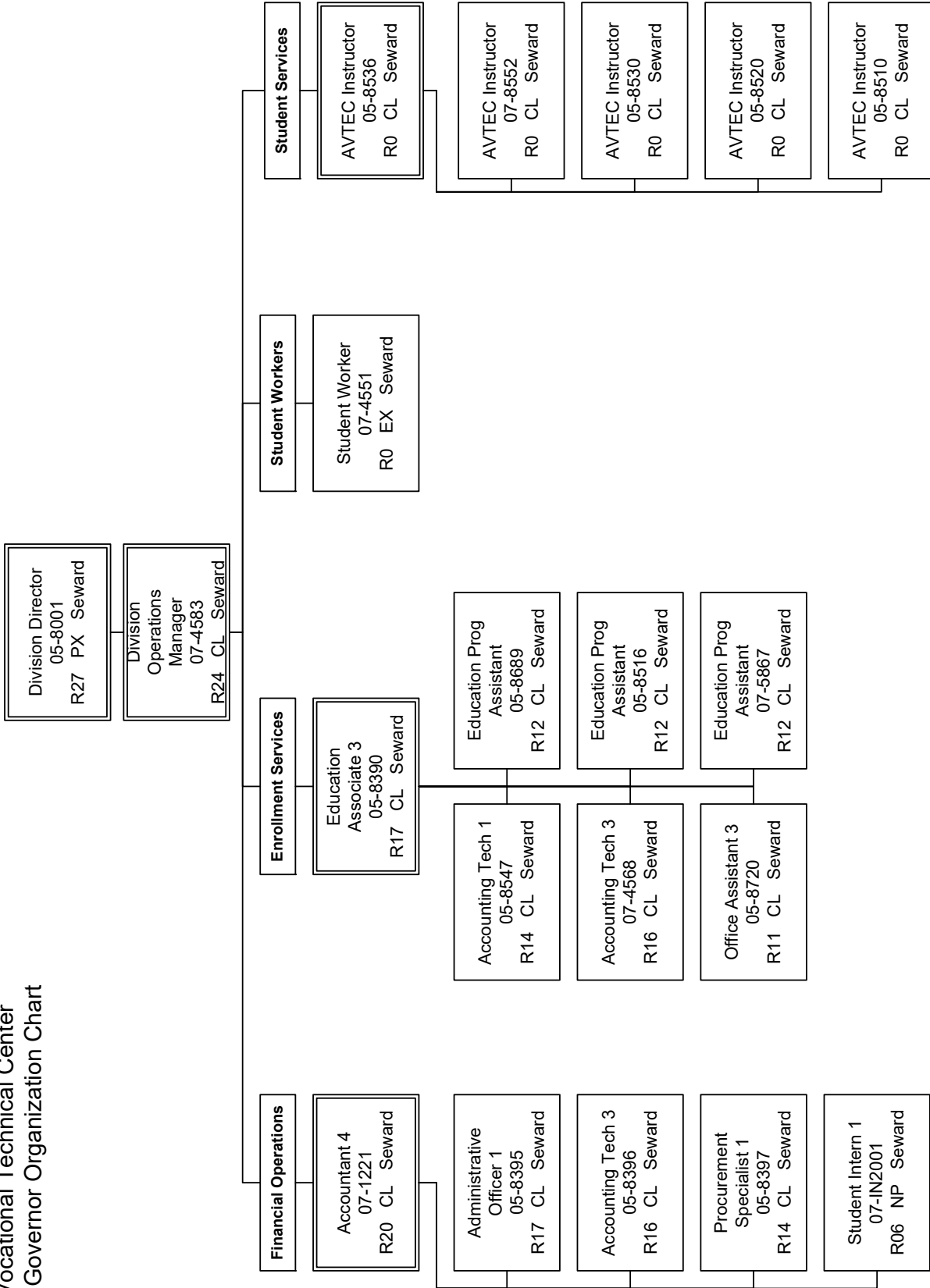




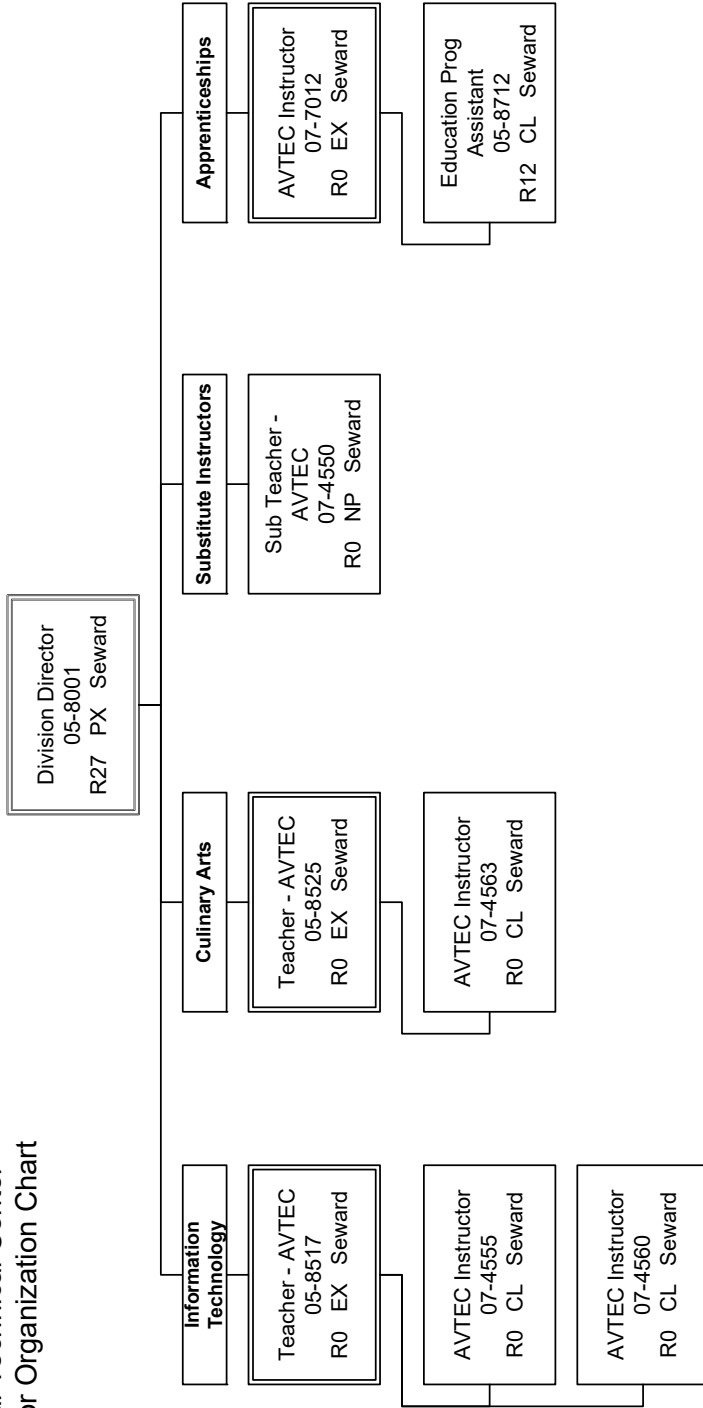
Department of Labor and Workforce Development  
 Alaska Vocational Technical Center  
 FY2023 Governor Organization Chart



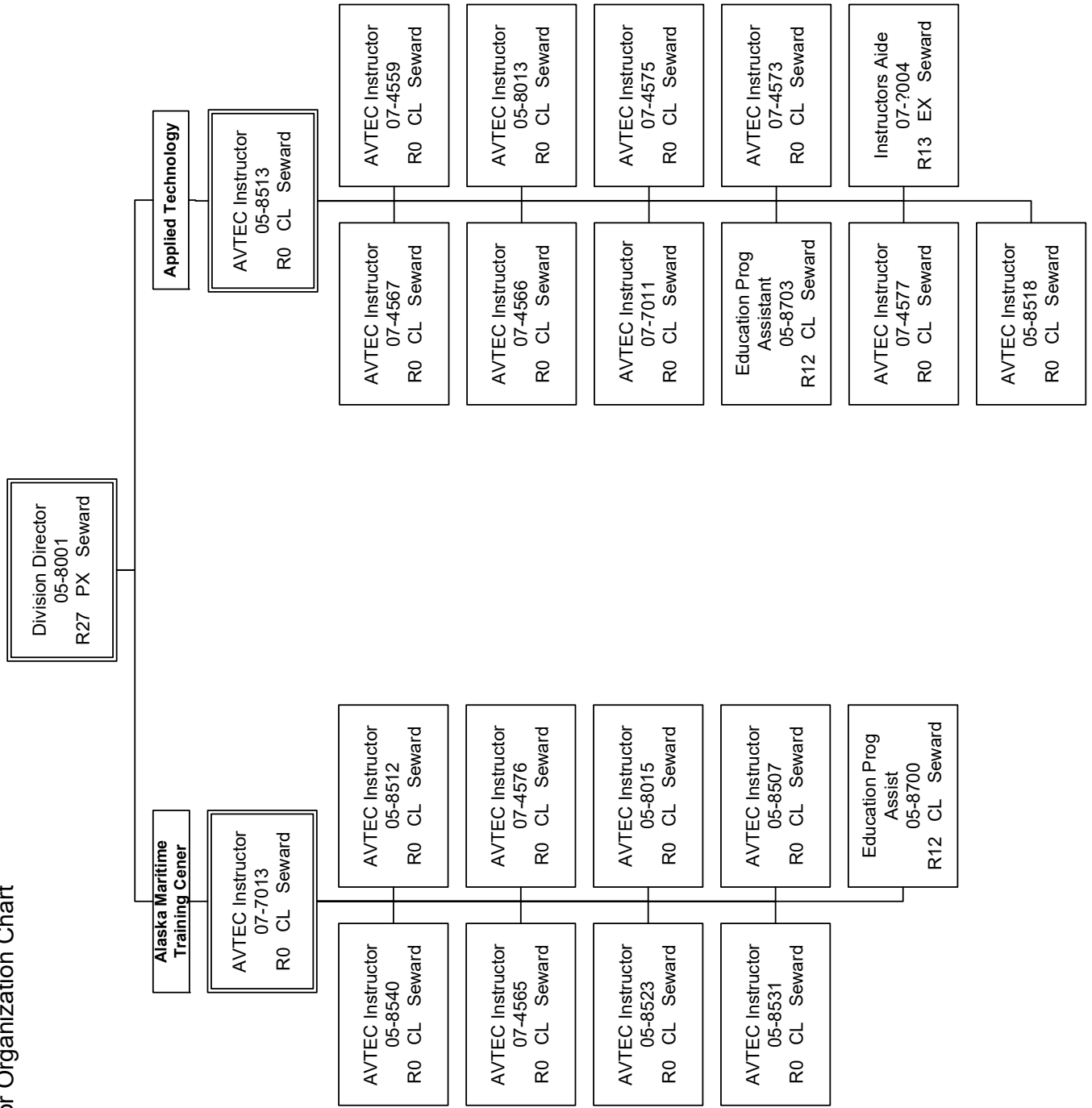
Department of Labor and Workforce Development  
 Alaska Vocational Technical Center  
 FY2023 Governor Organization Chart



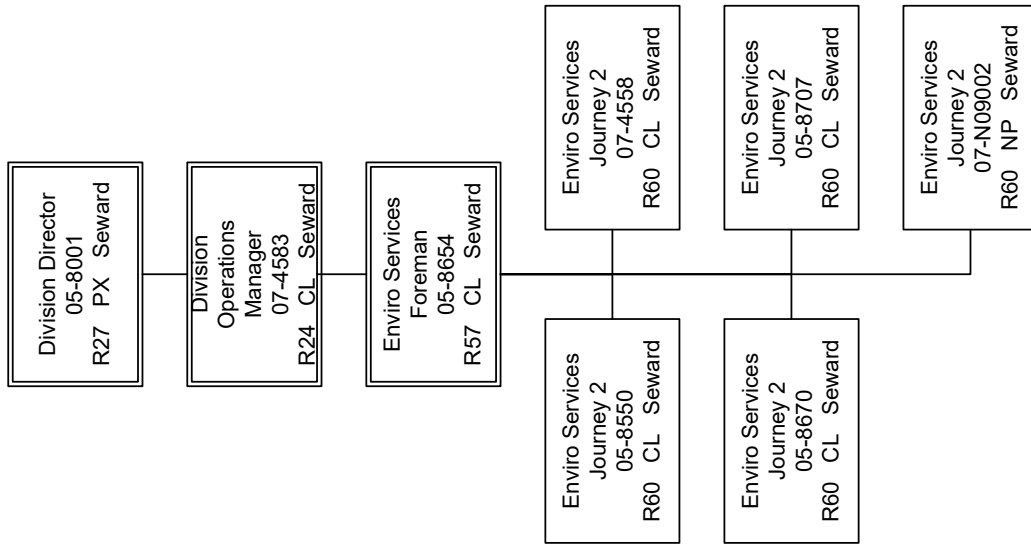
Department of Labor and Workforce Development  
 Alaska Vocational Technical Center  
 FY2023 Governor Organization Chart



Department of Labor and Workforce Development  
 Alaska Vocational Technical Center  
 FY2023 Governor Organization Chart



Department of Labor and Workforce Development  
 Alaska Vocational Technical Center / AVTEC Facilities Maintenance  
 FY2023 Governor Organization Chart



***APPENDIX B1***  
***CHART OF ACCOUNTS***

---

---

---

## **APPENDIX B1 - INDEX**

### **CHART OF ACCOUNTS**

<b>IRIS FY2021 Operating and Capital Appropriation Structures</b>	<b>- Appendix B1 - 1</b>
<b>IRIS FY2023 Operating and Capital Appropriation Structures</b>	<b>- Appendix B1 - 2</b>
<b>IRIS Department Major Program, Program &amp; Funding Profile Structure</b>	<b>- Appendix B1 - 3</b>
<b>IRIS Statewide Object of Expenditure Accounts Structures</b>	<b>- Appendix B1 - 4</b>

Report Name	ST0002 - Appropriation Structure
Report User	216490
Selected Report Date	1/24/2023
Selected Fiscal Years	2021
Selected Department Codes	All
Selected AR Class Codes by FY	All
Selected AR Codes by FY	All
Selected AR Department Codes	07
Selected AR Group Codes by FY	All
Selected AR Type Codes by FY	All

AR Class Code	AR Fiscal Year	AR Code	Appropriation Name	AR Category Code	AR Type Code	AR Group Code	Appropriation Classification	AR Active Flag	AR Budget Flag	AR Last Update
OPER	2021	071100030	Commissioner's Office GF	GGOV	B7CO	B7CA	Regular	Yes	Yes	05/17/2020
OPER	2021	071100080	Commissioner's Office IA	GGOV	B7CO	B7CA	Regular	Yes	Yes	05/17/2020
OPER	2021	071120030	Workforce Investment Board GF	GGOV	B7W2	B7CA	Regular	Yes	Yes	05/18/2020
OPER	2021	071120050	Workforce Investment Board FED	GGOV	B7W2	B7CA	Regular	Yes	Yes	05/18/2020
OPER	2021	071120066	Workforce Investment Board STEP	GGOV	B7W2	B7CA	Regular	Yes	Yes	05/18/2020
OPER	2021	071120067	Workforce Investment Board TVEP	GGOV	B7W2	B7CA	Regular	Yes	Yes	05/18/2020
OPER	2021	071120080	Workforce Investment Board IA	GGOV	B7W2	B7CA	Regular	Yes	Yes	05/17/2020
OPER	2021	071200030	AK Labor Relations Agency GF	GGOV	B7AL	B7CA	Regular	Yes	Yes	05/17/2020
OPER	2021	071400030	Management Services GF	GGOV	B7MS	B7CA	Regular	Yes	Yes	05/17/2020
OPER	2021	071400031	Management Services GF MATCH	GGOV	B7MS	B7CA	Regular	Yes	Yes	05/17/2020
OPER	2021	071400050	Management Services FED	GGOV	B7MS	B7CA	Regular	Yes	Yes	05/17/2020
OPER	2021	071400080	Management Services IA	GGOV	B7MS	B7CA	Regular	Yes	Yes	05/17/2020
OPER	2021	071600030	Leasing GF	GGOV	B7LE	B7CA	Regular	Yes	Yes	05/17/2020
OPER	2021	071700030	Data Processing GF	GGOV	B7DP	B7CA	Regular	Yes	Yes	05/17/2020
OPER	2021	071700050	Data Processing FED	GGOV	B7DP	B7CA	Regular	Yes	Yes	05/17/2020
OPER	2021	071700080	Data Processing IA	GGOV	B7DP	B7CA	Regular	Yes	Yes	05/17/2020
OPER	2021	071800030	Labor Market Information GF	DEVL	B7LM	B7CA	Regular	Yes	Yes	05/17/2020
OPER	2021	071800041	Labor Market Information SDPR	DEVL	B7LM	B7CA	Regular	Yes	Yes	05/17/2020
OPER	2021	071800050	Labor Market Information FED	DEVL	B7LM	B7CA	Regular	Yes	Yes	05/17/2020
OPER	2021	071800060	Labor Market Information WSCAA	DEVL	B7LM	B7CA	Regular	Yes	Yes	05/17/2020
OPER	2021	071800080	Labor Market Information IA	DEVL	B7LM	B7CA	Regular	Yes	Yes	05/17/2020
OPER	2021	071800100	Labor Market Information MHTAAR	HHS	B7LM	B7CA	Regular	Yes	Yes	05/17/2020
OPER	2021	073100030	Workers' Compensation GF	HHS	B7WC	B7WC	Regular	Yes	Yes	05/17/2020
OPER	2021	073100060	Workers' Compensation WSCAA	HHS	B7WC	B7WC	Regular	Yes	Yes	05/17/2020
OPER	2021	073200060	Workers' Compensation Appeals Commission WSCAA	HHS	B7WA	B7WC	Regular	Yes	Yes	05/17/2020
OPER	2021	073300061	Workers' Compensation Benefits Guaranty Fund WCBGF	HHS	B7WB	B7WC	Regular	Yes	Yes	06/16/2021
OPER	2021	073400062	Second Injury Fund SIFRA	HHS	B7SF	B7WC	Regular	Yes	Yes	05/17/2020
OPER	2021	073500063	Fishermen's Fund FF	HHS	B7FF	B7WC	Regular	Yes	Yes	05/17/2020
OPER	2021	074200030	Wage and Hour GF	PPRO	B7WH	B7LS	Regular	Yes	Yes	05/17/2020
OPER	2021	074200040	Wage and Hour PR	PPRO	B7WH	B7LS	Regular	Yes	Yes	05/18/2020
OPER	2021	074200080	Wage and Hour IA	PPRO	B7WH	B7LS	Regular	Yes	Yes	05/17/2020
OPER	2021	074300040	Mechanical Inspection PR	PPRO	B7MI	B7LS	Regular	Yes	Yes	05/17/2020
OPER	2021	074300064	Mechanical Inspection BSA	PPRO	B7MI	B7LS	Regular	Yes	Yes	05/17/2020
OPER	2021	074300080	Mechanical Inspection IA	PPRO	B7MI	B7LS	Regular	Yes	Yes	05/17/2020
OPER	2021	074400030	Occupational Safety and Health GF	PPRO	B7OS	B7LS	Regular	Yes	Yes	05/17/2020



Report Name	ST0002 - Appropriation Structure
Report User	216490
Selected Report Date	1/24/2023
Selected Fiscal Years	2021
Selected Department Codes	All
Selected AR Class Codes by FY	All
Selected AR Codes by FY	All
Selected AR Department Codes	07
Selected AR Group Codes by FY	All
Selected AR Type Codes by FY	All

AR Class Code	AR Fiscal Year	AR Code	Appropriation Name	AR Category Code	AR Type Code	AR Group Code	Appropriation Classification	AR Active Flag	AR Budget Flag	AR Last Update
OPER	2021	074400031	Occupational Safety and Health GF MATCH	PPRO	B7OS	B7LS	Regular	Yes	Yes	05/17/2020
OPER	2021	074400040	Occupational Safety and Health PR	PPRO	B7OS	B7LS	Regular	Yes	Yes	05/17/2020
OPER	2021	074400050	Occupational Safety and Health FED	PPRO	B7OS	B7LS	Regular	Yes	Yes	05/17/2020
OPER	2021	074400060	Occupational Safety and Health WSCAA	PPRO	B7OS	B7LS	Regular	Yes	Yes	05/17/2020
OPER	2021	074400080	Occupational Safety and Health IA	PPRO	B7OS	B7LS	Regular	Yes	Yes	05/17/2020
OPER	2021	074500041	Alaska Safety Advisory Council SDPR	PPRO	B7AS	B7LS	Regular	Yes	Yes	05/17/2020
OPER	2021	075110050	Employment and Training Services Administration FED	DEVL	B7EA	B7ET	Regular	Yes	Yes	05/17/2020
OPER	2021	075110080	Employment and Training Services Administration IA	DEVL	B7EA	B7ET	Regular	Yes	Yes	05/17/2020
OPER	2021	075300041	Workforce Services SDPR	DEVL	B7WS	B7ET	Regular	Yes	Yes	05/17/2020
OPER	2021	075300050	Workforce Services FED	DEVL	B7WS	B7ET	Regular	Yes	Yes	05/17/2020
OPER	2021	075300065	Workforce Services TBF	DEVL	B7WS	B7ET	Regular	Yes	Yes	05/17/2020
OPER	2021	075300080	Workforce Services IA	DEVL	B7WS	B7ET	Regular	Yes	Yes	05/17/2020
OPER	2021	075300100	Workforce Services MTHAAR	HHS	B7WS	B7ET	Regular	Yes	Yes	05/17/2020
OPER	2021	075500030	Workforce Development GF	DEVL	B7WD	B7ET	Regular	Yes	Yes	05/17/2020
OPER	2021	075500031	Workforce Development GF MATCH	DEVL	B7WD	B7ET	Regular	Yes	Yes	05/17/2020
OPER	2021	075500050	Workforce Development FED	DEVL	B7WD	B7ET	Regular	Yes	Yes	05/17/2020
OPER	2021	075500066	Workforce Development STEP	DEVL	B7WD	B7ET	Regular	Yes	Yes	05/17/2020
OPER	2021	075500067	Workforce Development TVEP	DEVL	B7WD	B7ET	Regular	Yes	Yes	05/17/2020
OPER	2021	075500080	Workforce Development IA	DEVL	B7WD	B7ET	Regular	Yes	Yes	05/17/2020
OPER	2021	075700040	Unemployment Insurance PR	DEVL	B7U2	B7ET	Regular	Yes	Yes	05/17/2020
OPER	2021	075700041	Unemployment Insurance SDPR	DEVL	B7U2	B7ET	Regular	Yes	Yes	05/17/2020
OPER	2021	075700050	Unemployment Insurance FED	DEVL	B7U2	B7ET	Regular	Yes	Yes	05/17/2020
OPER	2021	075700066	Unemployment Insurance STEP	DEVL	B7U2	B7ET	Regular	Yes	Yes	05/17/2020
OPER	2021	075700067	Unemployment Insurance TVEP	DEVL	B7U2	B7ET	Regular	Yes	Yes	05/17/2020
OPER	2021	075700080	Unemployment Insurance IA	DEVL	B7U2	B7ET	Regular	Yes	Yes	05/17/2020
OPER	2021	077100030	Vocational Rehabilitation Adm GF	DEVL	B7VR	B7VR	Regular	Yes	Yes	05/17/2020
OPER	2021	077100032	Vocational Rehabilitation Adm GFMH	DEVL	B7VR	B7VR	Regular	Yes	Yes	05/17/2020
OPER	2021	077100050	Vocational Rehabilitation Administration FED	DEVL	B7VR	B7VR	Regular	Yes	Yes	05/17/2020
OPER	2021	077100080	Vocational Rehabilitation Administration IA	DEVL	B7VR	B7VR	Regular	Yes	Yes	05/17/2020
OPER	2021	077101080	SY2017 VR Admin Indirect IA	GGOV	B7VR	B7VR	Supplemental	Yes	Yes	05/17/2020
OPER	2021	077200031	Client Services GF MATCH	DEVL	B7CS	B7VR	Regular	Yes	Yes	05/17/2020
OPER	2021	077200050	Client Services FED	DEVL	B7CS	B7VR	Regular	Yes	Yes	05/17/2020
OPER	2021	077200068	Client Services VRSBERF	DEVL	B7CS	B7VR	Regular	Yes	Yes	05/17/2020
OPER	2021	077200069	Client Services RSRLF	DEVL	B7CS	B7VR	Regular	Yes	Yes	05/17/2020
OPER	2021	077200080	Client Services IA	DEVL	B7CS	B7VR	Regular	Yes	Yes	05/17/2020

Report Name	ST0002 - Appropriation Structure
Report User	216490
Selected Report Date	1/24/2023
Selected Fiscal Years	2021
Selected Department Codes	All
Selected AR Class Codes by FY	All
Selected AR Codes by FY	All
Selected AR Department Codes	07
Selected AR Group Codes by FY	All
Selected AR Type Codes by FY	All

AR Class Code	AR Fiscal Year	AR Code	Appropriation Name	AR Category Code	AR Type Code	AR Group Code	Appropriation Classification	AR Active Flag	AR Budget Flag	AR Last Update
OPER	2021	077300030	Independent Living Rehabilitation GF	HHS	B7IL	B7VR	Regular	Yes	Yes	05/17/2020
OPER	2021	077300031	Independent Living Rehabilitation GF MATCH	HHS	B7IL	B7VR	Regular	Yes	Yes	05/17/2020
OPER	2021	077300050	Independent Living Rehabilitation FED	HHS	B7IL	B7VR	Regular	Yes	Yes	05/17/2020
OPER	2021	077400050	Disability Determination FED	HHS	B7DD	B7VR	Regular	Yes	Yes	05/17/2020
OPER	2021	077400080	Disability Determination IA	HHS	B7DD	B7VR	Regular	Yes	Yes	05/17/2020
OPER	2021	077500030	Special Projects GF	HHS	B7SP	B7VR	Regular	Yes	Yes	05/17/2020
OPER	2021	077500031	Special Projects MATCH	HHS	B7SP	B7VR	Regular	Yes	Yes	06/16/2021
OPER	2021	077500050	Special Projects FED	HHS	B7SP	B7VR	Regular	Yes	Yes	05/17/2020
OPER	2021	077500080	Special Projects IA	HHS	B7SP	B7VR	Regular	Yes	Yes	05/17/2020
OPER	2021	078100030	Alaska Vocational Technical Center GF	EDUC	B7AV	B7AV	Regular	Yes	Yes	05/17/2020
OPER	2021	078100032	Alaska Voc Tech Center Suppl COVID AHCCR	EDUC	B7AV	B7AV	Regular	Yes	Yes	08/13/2021
OPER	2021	078100040	Alaska Vocational Technical Center PR	EDUC	B7AV	B7AV	Regular	Yes	Yes	05/17/2020
OPER	2021	078100041	Alaska Vocational Technical Center SDPR	EDUC	B7AV	B7AV	Regular	Yes	Yes	05/17/2020
OPER	2021	078100050	Alaska Vocational Technical Center FED	EDUC	B7AV	B7AV	Regular	Yes	Yes	05/17/2020
OPER	2021	078100067	Alaska Vocational Technical Center TVEP	EDUC	B7AV	B7AV	Regular	Yes	Yes	05/17/2020
OPER	2021	078100080	Alaska Vocational Technical Center IA	EDUC	B7AV	B7AV	Regular	Yes	Yes	05/17/2020
OPER	2021	078200080	AVTEC Facilities Maintenance IA	EDUC	B7AF	B7AV	Regular	Yes	Yes	05/17/2020
OPER	2021	078200090	AVTEC Facilities Maintenance CIP IA	EDUC	B7AF	B7AV	Regular	Yes	Yes	05/17/2020
OPER	2021	07B7ALCRD	Alaska Labor Relations Agency CRD	GGOV	B7AL	B7CA	Regular	Yes	Yes	05/17/2020
OPER	2021	07B7ASCRD	Alaska Safety Advisory Council CRD	PPRO	B7AS	B7LS	Regular	Yes	Yes	05/17/2020
OPER	2021	07B7AVCRD	Alaska Vocational Technical Center CRD	EDUC	B7AV	B7AV	Regular	Yes	Yes	05/17/2020
OPER	2021	07B7COCRD	Commissioner's Office CRD	GGOV	B7CO	B7CA	Regular	Yes	Yes	05/17/2020
OPER	2021	07B7CSCRD	Client Services CRD	DEVL	B7CS	B7VR	Regular	Yes	Yes	05/17/2020
OPER	2021	07B7DDALL	Disability Determination Allocation	HHS	B7DD	B7VR	Regular	Yes	Yes	05/17/2020
OPER	2021	07B7DDCRD	Disability Determination CRD	HHS	B7DD	B7VR	Regular	Yes	Yes	05/17/2020
OPER	2021	07B7DPALL	Data Processing Allocation	GGOV	B7DP	B7CA	Regular	Yes	Yes	05/17/2020
OPER	2021	07B7DPCRD	Data Processing CRD	GGOV	B7DP	B7CA	Regular	Yes	Yes	05/17/2020
OPER	2021	07B7EAALL	Employment and Training Services Administration Allocation	DEVL	B7EA	B7ET	Regular	Yes	Yes	04/29/2021
OPER	2021	07B7EACRD	Employ and Training Svcs Admin CRD	DEVL	B7EA	B7ET	Regular	Yes	Yes	05/04/2021
OPER	2021	07B7FFCRD	Fishermen's Fund CRD	HHS	B7FF	B7WC	Regular	Yes	Yes	05/17/2020
OPER	2021	07B7LMALL	Labor Market Information Allocation	DEVL	B7LM	B7CA	Regular	Yes	Yes	05/17/2020
OPER	2021	07B7LMCRD	Labor Market Information CRD	DEVL	B7LM	B7CA	Regular	Yes	Yes	05/17/2020
OPER	2021	07B7MICRD	Mechanical Inspection CRD	PPRO	B7MI	B7LS	Regular	Yes	Yes	05/17/2020
OPER	2021	07B7MSCRD	Management Services CRD	GGOV	B7MS	B7CA	Regular	Yes	Yes	05/17/2020
OPER	2021	07B7OSCRD	Occupational Safety and Health CRD	PPRO	B7OS	B7LS	Regular	Yes	Yes	05/17/2020

Report Name	ST0002 - Appropriation Structure
Report User	216490
Selected Report Date	1/24/2023
Selected Fiscal Years	2021
Selected Department Codes	All
Selected AR Class Codes by FY	All
Selected AR Codes by FY	All
Selected AR Department Codes	07
Selected AR Group Codes by FY	All
Selected AR Type Codes by FY	All

AR Class Code	AR Fiscal Year	AR Code	Appropriation Name	AR Category Code	AR Type Code	AR Group Code	Appropriation Classification	AR Active Flag	AR Budget Flag	AR Last Update
OPER	2021	07B7U2ALL	Unemployment Insurance Allocation	DEVL	B7U2	B7ET	Regular	Yes	Yes	05/17/2020
OPER	2021	07B7U2CRD	Unemployment Insurance FY17 CRD	DEVL	B7U2	B7ET	Regular	Yes	Yes	05/17/2020
OPER	2021	07B7VRCRD	Vocational Rehabilitation Administration CRD	DEVL	B7VR	B7VR	Regular	Yes	Yes	05/17/2020
OPER	2021	07B7W2ALL	Workforce Investment Board Allocation	DEVL	B7W2	B7CA	Regular	Yes	Yes	05/17/2020
OPER	2021	07B7W2CRD	Workforce Investment Board FY17 CRD	GGOV	B7W2	B7CA	Regular	Yes	Yes	05/17/2020
OPER	2021	07B7WCCRD	Workers' Compensation CRD	HHS	B7WC	B7WC	Regular	Yes	Yes	05/17/2020
OPER	2021	07B7WDALL	Workforce Development Allocation	DEVL	B7WD	B7ET	Regular	Yes	Yes	05/17/2020
OPER	2021	07B7WDCRD	Workforce Development CRD	DEVL	B7WD	B7ET	Regular	Yes	Yes	05/17/2020
OPER	2021	07B7WHCRD	Wage and Hour Administration CRD	PPRO	B7WH	B7LS	Regular	Yes	Yes	05/17/2020
OPER	2021	07B7WSALL	Workforce Services Allocation	DEVL	B7WS	B7ET	Regular	Yes	Yes	05/17/2020
OPER	2021	07B7WSCRD	Workforce Services CRD	DEVL	B7WS	B7ET	Regular	Yes	Yes	05/17/2020
CPTL	2021	070220130	AVTEC Upgrades Deferred Maintenance ORIG22 CIP GF	EDUC	B22A	B22A	Continuing	Yes	Yes	06/22/2021
CPTL	2021	077221130	DVR Facility Development and Equipment Replacement GF	DEVL	B21A	B21A	Continuing	Yes	Yes	06/11/2020
CPTL	2021	077221168	DVR Facility Development and Equipment Replacement VRSBERF	DEVL	B21A	B21A	Continuing	Yes	Yes	06/11/2020
CPTL	2021	07RS01822	AVTEC Statewide Deferred Maintenance ORIG19 CIP IA	EDUC	B19A	BUBC	Supplemental	Yes	Yes	05/17/2020
CPTL	2021	07RS01823	AVTEC Statewide Deferred Maintenance ORIG20 CIP IA	GGOV	B20A	BUBC	Supplemental	Yes	Yes	05/17/2020
FUND	2021	07ADV1004	FOA Grant Advance Account GF	GGOV	ZFND	ZFND	Regular	Yes	Yes	05/17/2020
FUND	2021	07BPC1004	FOA UI Benefit Payment Control Credit Card	GGOV	ZFND	ZFND	Regular	Yes	No	05/17/2020
FUND	2021	07FND1004	FOA Dept of Labor	GGOV	ZFND	ZFND	Regular	Yes	No	05/17/2020
FUND	2021	07FND1031	FOA Second Injury Fund SIF	GGOV	ZFND	ZFND	Regular	Yes	No	05/17/2020
FUND	2021	07FND1032	FOA Fishermens Fund FF	GGOV	ZFND	ZFND	Regular	Yes	No	05/17/2020
FUND	2021	07FND1049	FOA Training and Building T&B	GGOV	ZFND	ZFND	Regular	Yes	No	05/17/2020
FUND	2021	07FND1054	FOA State and Training Employment Program STEP	GGOV	ZFND	ZFND	Regular	Yes	No	05/17/2020
FUND	2021	07FND1117	FOA Randolph Sheppard Small Business Fund BEP Sheppard	GGOV	ZFND	ZFND	Regular	Yes	No	05/17/2020
FUND	2021	07FND1151	FOA Technical Vocational Education Program TVEP	GGOV	ZFND	ZFND	Regular	Yes	No	05/17/2020
FUND	2021	07FND1157	FOA Worker Safety and Compensation Account WSCAA	GGOV	ZFND	ZFND	Regular	Yes	No	05/17/2020
FUND	2021	07FND1172	FOA Building Safety Account BSA	GGOV	ZFND	ZFND	Regular	Yes	No	05/17/2020
FUND	2021	07FND1203	FOA Workers Compensation Benefits Guaranty WCBGF	GGOV	ZFND	ZFND	Regular	Yes	No	05/17/2020
FUND	2021	07FND1237	FOA Small Business Enterprise Fund BEP Chance	GGOV	ZFND	ZFND	Regular	Yes	No	05/17/2020
FUND	2021	07FND3284	FOA Unemployment Compensation Fund UCF	GGOV	ZFND	ZFND	Regular	Yes	No	05/17/2020
FUND	2021	07FND3285	FOA AVTEC - MEHS Fund	GGOV	ZFND	ZFND	Regular	Yes	No	05/17/2020
FUND	2021	07FND3287	FOA Wage & Hour Trust	GGOV	ZFND	ZFND	Regular	Yes	No	05/17/2020
FUND	2021	07FRD1004	FOA UI Fraud Revenue Collection GF Share	GGOV	ZFND	ZFND	Regular	Yes	No	05/17/2020
FUND	2021	07OSH1004	FOA OSH Revenue Collection GF	GGOV	ZFND	ZFND	Regular	Yes	Yes	05/17/2020

Report Name	ST0002 - Appropriation Structure
Report User	216490
Selected Report Date	1/24/2023
Selected Fiscal Years	2023
Selected Department Codes	All
Selected AR Class Codes by FY	All
Selected AR Codes by FY	All
Selected AR Department Codes	07
Selected AR Group Codes by FY	All
Selected AR Type Codes by FY	All

AR Class Code	AR Fiscal Year	AR Code	Appropriation Name	AR Category Code	AR Type Code	AR Group Code	Appropriation Classification	AR Active Flag	AR Budget Flag	AR Last Update
OPER	2023	071100030	Commissioner's Office GF	GGOV	B7CO	B7CA	Regular	Yes	Yes	02/19/2022
OPER	2023	071100080	Commissioner's Office IA	GGOV	B7CO	B7CA	Regular	Yes	Yes	02/19/2022
OPER	2023	071120030	Workforce Investment Board GF	GGOV	B7W2	B7CA	Regular	Yes	Yes	02/19/2022
OPER	2023	071120050	Workforce Investment Board FED	GGOV	B7W2	B7CA	Regular	Yes	Yes	02/19/2022
OPER	2023	071120066	Workforce Investment Board STEP	GGOV	B7W2	B7CA	Regular	Yes	Yes	02/19/2022
OPER	2023	071120067	Workforce Investment Board TVEP	GGOV	B7W2	B7CA	Regular	Yes	Yes	02/19/2022
OPER	2023	071120080	Workforce Investment Board IA	GGOV	B7W2	B7CA	Regular	Yes	Yes	02/19/2022
OPER	2023	071200030	AK Labor Relations Agency GF	GGOV	B7AL	B7CA	Regular	Yes	Yes	02/19/2022
OPER	2023	071400030	Management Services GF	GGOV	B7MS	B7CA	Regular	Yes	Yes	02/19/2022
OPER	2023	071400031	Management Services GF MATCH	GGOV	B7MS	B7CA	Regular	Yes	Yes	02/19/2022
OPER	2023	071400050	Management Services FED	GGOV	B7MS	B7CA	Regular	Yes	Yes	02/19/2022
OPER	2023	071400080	Management Services IA	GGOV	B7MS	B7CA	Regular	Yes	Yes	02/19/2022
OPER	2023	071400082	MS Data Processing OPS IA	GGOV	B7MS	B7CA	Regular	Yes	Yes	09/15/2022
OPER	2023	071600030	Leasing GF	GGOV	B7LE	B7CA	Regular	Yes	Yes	02/19/2022
OPER	2023	071800030	Labor Market Information GF	DEVL	B7LM	B7CA	Regular	Yes	Yes	02/19/2022
OPER	2023	071800041	Labor Market Information SDPR	DEVL	B7LM	B7CA	Regular	Yes	Yes	02/19/2022
OPER	2023	071800050	Labor Market Information FED	DEVL	B7LM	B7CA	Regular	Yes	Yes	02/19/2022
OPER	2023	071800060	Labor Market Information WSCAA	DEVL	B7LM	B7CA	Regular	Yes	Yes	02/19/2022
OPER	2023	071800080	Labor Market Information IA	DEVL	B7LM	B7CA	Regular	Yes	Yes	02/19/2022
OPER	2023	071800100	Labor Market Information MHTAAR	HHS	B7LM	B7CA	Regular	Yes	Yes	02/19/2022
OPER	2023	071900030	Unallocated Rates Adjustment GF	GGOV	B7UR	B7UN	Regular	Yes	Yes	06/08/2022
OPER	2023	071900040	Unallocated Rates Adjustment PR	GGOV	B7UR	B7UN	Regular	Yes	Yes	06/08/2022
OPER	2023	071900041	Unallocated Rates Adjustment SDPR	GGOV	B7UR	B7UN	Regular	Yes	Yes	06/08/2022
OPER	2023	071900050	Unallocated Rates Adjustment FED	GGOV	B7UR	B7UN	Regular	Yes	Yes	06/08/2022
OPER	2023	071900060	Unallocated Rates Adjustment WSCAA	GGOV	B7UR	B7UN	Regular	Yes	Yes	06/08/2022
OPER	2023	071900061	Unallocated Rates Adjustment WCBGF	GGOV	B7UR	B7UN	Regular	Yes	Yes	06/08/2022
OPER	2023	071900062	Unallocated Rates Adjustment SIFRA	GGOV	B7UR	B7UN	Regular	Yes	Yes	06/08/2022
OPER	2023	071900063	Unallocated Rates Adjustment FF	GGOV	B7UR	B7UN	Regular	Yes	Yes	06/08/2022
OPER	2023	071900064	Unallocated Rates Adjustment BSA	GGOV	B7UR	B7UN	Regular	Yes	Yes	06/08/2022
OPER	2023	071900065	Unallocated Rates Adjustment TBF	GGOV	B7UR	B7UN	Regular	Yes	Yes	06/08/2022
OPER	2023	071900066	Unallocated Rates Adjustment STEP	GGOV	B7UR	B7UN	Regular	Yes	Yes	06/08/2022
OPER	2023	071900067	Unallocated Rates Adjustment TVEP	GGOV	B7UR	B7UN	Regular	Yes	Yes	06/08/2022
OPER	2023	071900080	Unallocated Rates Adjustment IA	GGOV	B7UR	B7UN	Regular	Yes	Yes	06/08/2022
OPER	2023	073100030	Workers' Compensation GF	HHS	B7WC	B7WC	Regular	Yes	Yes	02/19/2022

Report Name	ST0002 - Appropriation Structure
Report User	216490
Selected Report Date	1/24/2023
Selected Fiscal Years	2023
Selected Department Codes	All
Selected AR Class Codes by FY	All
Selected AR Codes by FY	All
Selected AR Department Codes	07
Selected AR Group Codes by FY	All
Selected AR Type Codes by FY	All

AR Class Code	AR Fiscal Year	AR Code	Appropriation Name	AR Category Code	AR Type Code	AR Group Code	Appropriation Classification	AR Active Flag	AR Budget Flag	AR Last Update
OPER	2023	073100060	Workers' Compensation WSCAA	HHS	B7WC	B7WC	Regular	Yes	Yes	02/19/2022
OPER	2023	073200060	Workers' Compensation Appeals Commission WSCAA	HHS	B7WA	B7WC	Regular	Yes	Yes	02/19/2022
OPER	2023	073300061	Workers' Compensation Benefits Guaranty Fund WCBGF	HHS	B7WB	B7WC	Regular	Yes	Yes	02/19/2022
OPER	2023	073400062	Second Injury Fund SIFRA	HHS	B7SF	B7WC	Regular	Yes	Yes	02/19/2022
OPER	2023	073500063	Fishermen's Fund FF	HHS	B7FF	B7WC	Regular	Yes	Yes	02/19/2022
OPER	2023	074200030	Wage and Hour GF	PPRO	B7WH	B7LS	Regular	Yes	Yes	02/19/2022
OPER	2023	074200040	Wage and Hour PR	PPRO	B7WH	B7LS	Regular	Yes	Yes	02/19/2022
OPER	2023	074200080	Wage and Hour IA	PPRO	B7WH	B7LS	Regular	Yes	Yes	02/19/2022
OPER	2023	074300030	Mechanical Inspection GF	PPRO	B7MI	B7LS	Regular	Yes	Yes	06/21/2022
OPER	2023	074300040	Mechanical Inspection PR	PPRO	B7MI	B7LS	Regular	Yes	Yes	02/19/2022
OPER	2023	074300064	Mechanical Inspection BSA	PPRO	B7MI	B7LS	Regular	Yes	Yes	02/19/2022
OPER	2023	074300080	Mechanical Inspection IA	PPRO	B7MI	B7LS	Regular	Yes	Yes	02/19/2022
OPER	2023	074400030	Occupational Safety and Health GF	PPRO	B7OS	B7LS	Regular	Yes	Yes	02/19/2022
OPER	2023	074400031	Occupational Safety and Health GF MATCH	PPRO	B7OS	B7LS	Regular	Yes	Yes	02/19/2022
OPER	2023	074400040	Occupational Safety and Health PR	PPRO	B7OS	B7LS	Regular	Yes	Yes	02/19/2022
OPER	2023	074400050	Occupational Safety and Health FED	PPRO	B7OS	B7LS	Regular	Yes	Yes	02/19/2022
OPER	2023	074400060	Occupational Safety and Health WSCAA	PPRO	B7OS	B7LS	Regular	Yes	Yes	02/19/2022
OPER	2023	074400080	Occupational Safety and Health IA	PPRO	B7OS	B7LS	Regular	Yes	Yes	02/19/2022
OPER	2023	074500041	Alaska Safety Advisory Council SDPR	PPRO	B7AS	B7LS	Regular	Yes	Yes	02/19/2022
OPER	2023	075110030	Employment and Training Administration	DEVL	B7EA	B7ET	Regular	Yes	Yes	06/21/2022
OPER	2023	075110050	Employment and Training Services Administration FED	DEVL	B7EA	B7ET	Regular	Yes	Yes	02/19/2022
OPER	2023	075110052	DETS ADMIN Data Processing FED	DEVL	B7EA	B7ET	Regular	Yes	Yes	09/15/2022
OPER	2023	075110080	Employment and Training Services Administration IA	DEVL	B7EA	B7ET	Regular	Yes	Yes	02/19/2022
OPER	2023	075110082	DETS ADMIN Data Processing IA	DEVL	B7EA	B7ET	Regular	Yes	Yes	09/15/2022
OPER	2023	075300041	Workforce Services SDPR	DEVL	B7WS	B7ET	Regular	Yes	Yes	02/19/2022
OPER	2023	075300050	Workforce Services FED	DEVL	B7WS	B7ET	Regular	Yes	Yes	02/19/2022
OPER	2023	075300065	Workforce Services TBF	DEVL	B7WS	B7ET	Regular	Yes	Yes	02/19/2022
OPER	2023	075300080	Workforce Services IA	DEVL	B7WS	B7ET	Regular	Yes	Yes	02/19/2022
OPER	2023	075500030	Workforce Development GF	DEVL	B7WD	B7ET	Regular	Yes	Yes	02/19/2022
OPER	2023	075500031	Workforce Development GF MATCH	DEVL	B7WD	B7ET	Regular	Yes	Yes	02/19/2022
OPER	2023	075500050	Workforce Development FED	DEVL	B7WD	B7ET	Regular	Yes	Yes	02/19/2022
OPER	2023	075500066	Workforce Development STEP	DEVL	B7WD	B7ET	Regular	Yes	Yes	02/19/2022
OPER	2023	075500067	Workforce Development TVEP	DEVL	B7WD	B7ET	Regular	Yes	Yes	02/19/2022
OPER	2023	075500080	Workforce Development IA	DEVL	B7WD	B7ET	Regular	Yes	Yes	02/19/2022

Report Name	ST0002 - Appropriation Structure
Report User	216490
Selected Report Date	1/24/2023
Selected Fiscal Years	2023
Selected Department Codes	All
Selected AR Class Codes by FY	All
Selected AR Codes by FY	All
Selected AR Department Codes	07
Selected AR Group Codes by FY	All
Selected AR Type Codes by FY	All

AR Class Code	AR Fiscal Year	AR Code	Appropriation Name	AR Category Code	AR Type Code	AR Group Code	Appropriation Classification	AR Active Flag	AR Budget Flag	AR Last Update
OPER	2023	075700040	Unemployment Insurance PR	DEVL	B7U2	B7ET	Regular	Yes	Yes	02/19/2022
OPER	2023	075700041	Unemployment Insurance SDPR	DEVL	B7U2	B7ET	Regular	Yes	Yes	02/19/2022
OPER	2023	075700050	Unemployment Insurance FED	DEVL	B7U2	B7ET	Regular	Yes	Yes	02/19/2022
OPER	2023	075700066	Unemployment Insurance STEP	DEVL	B7U2	B7ET	Regular	Yes	Yes	02/19/2022
OPER	2023	075700067	Unemployment Insurance TVEP	DEVL	B7U2	B7ET	Regular	Yes	Yes	02/19/2022
OPER	2023	075700080	Unemployment Insurance IA	DEVL	B7U2	B7ET	Regular	Yes	Yes	02/19/2022
OPER	2023	077100050	Vocational Rehabilitation Administration FED	DEVL	B7VR	B7VR	Regular	Yes	Yes	02/19/2022
OPER	2023	077100080	Vocational Rehabilitation Administration IA	DEVL	B7VR	B7VR	Regular	Yes	Yes	02/19/2022
OPER	2023	077200030	Client Services GF	DEVL	B7CS	B7VR	Regular	Yes	Yes	06/21/2022
OPER	2023	077200031	Client Services GF MATCH	DEVL	B7CS	B7VR	Regular	Yes	Yes	02/19/2022
OPER	2023	077200050	Client Services FED	DEVL	B7CS	B7VR	Regular	Yes	Yes	02/19/2022
OPER	2023	077200068	Client Services VRSBERF	DEVL	B7CS	B7VR	Regular	Yes	Yes	02/19/2022
OPER	2023	077200069	Client Services RSRLF	DEVL	B7CS	B7VR	Regular	Yes	Yes	02/19/2022
OPER	2023	077200080	Client Services IA	DEVL	B7CS	B7VR	Regular	Yes	Yes	02/19/2022
OPER	2023	077400050	Disability Determination FED	HHS	B7DD	B7VR	Regular	Yes	Yes	02/19/2022
OPER	2023	077400080	Disability Determination IA	HHS	B7DD	B7VR	Regular	Yes	Yes	02/19/2022
OPER	2023	077500030	Special Projects GF	HHS	B7SP	B7VR	Regular	Yes	Yes	02/19/2022
OPER	2023	077500031	Special Projects MATCH	HHS	B7SP	B7VR	Regular	Yes	Yes	02/19/2022
OPER	2023	077500050	Special Projects FED	HHS	B7SP	B7VR	Regular	Yes	Yes	02/19/2022
OPER	2023	077500080	Special Projects IA	HHS	B7SP	B7VR	Regular	Yes	Yes	02/19/2022
OPER	2023	078100030	Alaska Vocational Technical Center GF	EDUC	B7AV	B7AV	Regular	Yes	Yes	02/19/2022
OPER	2023	078100040	Alaska Vocational Technical Center PR	EDUC	B7AV	B7AV	Regular	Yes	Yes	02/19/2022
OPER	2023	078100041	Alaska Vocational Technical Center SDPR	EDUC	B7AV	B7AV	Regular	Yes	Yes	02/19/2022
OPER	2023	078100050	Alaska Vocational Technical Center FED	EDUC	B7AV	B7AV	Regular	Yes	Yes	02/19/2022
OPER	2023	078100067	Alaska Vocational Technical Center TVEP	EDUC	B7AV	B7AV	Regular	Yes	Yes	02/19/2022
OPER	2023	078100080	Alaska Vocational Technical Center IA	EDUC	B7AV	B7AV	Regular	Yes	Yes	02/19/2022
OPER	2023	078200080	AVTEC Facilities Maintenance IA	EDUC	B7AF	B7AV	Regular	Yes	Yes	02/19/2022
OPER	2023	078200090	AVTEC Facilities Maintenance CIP IA	EDUC	B7AF	B7AV	Regular	Yes	Yes	02/19/2022
OPER	2023	07B7ALCRD	Alaska Labor Relations Agency CRD	GGOV	B7AL	B7CA	Regular	Yes	Yes	02/19/2022
OPER	2023	07B7ASCRD	Alaska Safety Advisory Council CRD	PPRO	B7AS	B7LS	Regular	Yes	Yes	02/19/2022
OPER	2023	07B7AVCRD	Alaska Vocational Technical Center CRD	EDUC	B7AV	B7AV	Regular	Yes	Yes	02/19/2022
OPER	2023	07B7COCRD	Commissioner's Office CRD	GGOV	B7CO	B7CA	Regular	Yes	Yes	02/19/2022
OPER	2023	07B7CSCRD	Client Services CRD	DEVL	B7CS	B7VR	Regular	Yes	Yes	02/19/2022
OPER	2023	07B7DDALL	Disability Determination Allocation	HHS	B7DD	B7VR	Regular	Yes	Yes	02/19/2022



Report Name	ST0002 - Appropriation Structure
Report User	216490
Selected Report Date	1/24/2023
Selected Fiscal Years	2023
Selected Department Codes	All
Selected AR Class Codes by FY	All
Selected AR Codes by FY	All
Selected AR Department Codes	07
Selected AR Group Codes by FY	All
Selected AR Type Codes by FY	All

AR Class Code	AR Fiscal Year	AR Code	Appropriation Name	AR Category Code	AR Type Code	AR Group Code	Appropriation Classification	AR Active Flag	AR Budget Flag	AR Last Update
OPER	2023	07B7DDCRD	Disability Determination CRD	HHS	B7DD	B7VR	Regular	Yes	Yes	02/19/2022
OPER	2023	07B7DPALL	Data Processing Allocation	GGOV	B7DP	B7CA	Regular	Yes	Yes	02/19/2022
OPER	2023	07B7DPCRD	Data Processing CRD	GGOV	B7DP	B7CA	Regular	Yes	Yes	02/19/2022
OPER	2023	07B7EAALL	Employment and Training Services Administration Allocation	DEVL	B7EA	B7ET	Regular	Yes	Yes	02/19/2022
OPER	2023	07B7EACRD	Employ and Training Svcs Admin CRD	DEVL	B7EA	B7ET	Regular	Yes	Yes	02/19/2022
OPER	2023	07B7LMALL	Labor Market Information Allocation	DEVL	B7LM	B7CA	Regular	Yes	Yes	02/19/2022
OPER	2023	07B7LMCRD	Labor Market Information CRD	DEVL	B7LM	B7CA	Regular	Yes	Yes	02/19/2022
OPER	2023	07B7MICRD	Mechanical Inspection CRD	PPRO	B7MI	B7LS	Regular	Yes	Yes	02/19/2022
OPER	2023	07B7MSCRD	Management Services CRD	GGOV	B7MS	B7CA	Regular	Yes	Yes	02/19/2022
OPER	2023	07B7OSCRD	Occupational Safety and Health CRD	PPRO	B7OS	B7LS	Regular	Yes	Yes	02/19/2022
OPER	2023	07B7U2ALL	Unemployment Insurance Allocation	DEVL	B7U2	B7ET	Regular	Yes	Yes	02/19/2022
OPER	2023	07B7U2CRD	Unemployment Insurance FY17 CRD	DEVL	B7U2	B7ET	Regular	Yes	Yes	02/19/2022
OPER	2023	07B7VRCRD	Vocational Rehabilitation Administration CRD	DEVL	B7VR	B7VR	Regular	Yes	Yes	02/19/2022
OPER	2023	07B7W2ALL	Workforce Investment Board Allocation	DEVL	B7W2	B7CA	Regular	Yes	Yes	02/19/2022
OPER	2023	07B7W2CRD	Workforce Investment Board FY17 CRD	GGOV	B7W2	B7CA	Regular	Yes	Yes	02/19/2022
OPER	2023	07B7WCCRD	Workers' Compensation CRD	HHS	B7WC	B7WC	Regular	Yes	Yes	02/19/2022
OPER	2023	07B7WDALL	Workforce Development Allocation	DEVL	B7WD	B7ET	Regular	Yes	Yes	02/19/2022
OPER	2023	07B7WDCRD	Workforce Development CRD	DEVL	B7WD	B7ET	Regular	Yes	Yes	02/19/2022
OPER	2023	07B7WHCRD	Wage and Hour Administration CRD	PPRO	B7WH	B7LS	Regular	Yes	Yes	02/19/2022
OPER	2023	07B7WSALL	Workforce Services Allocation	DEVL	B7WS	B7ET	Regular	Yes	Yes	02/19/2022
OPER	2023	07B7WSCRD	Workforce Services CRD	DEVL	B7WS	B7ET	Regular	Yes	Yes	02/19/2022
OPER	2023	07CVID057	Unemployment Insurance COVID IA	DEVL	B7U2	B7ET	Supplemental	Yes	Yes	02/19/2022
OPER	2023	07DVR1004	FOA DVR GF	GGOV	ZFND	ZFND	Regular	Yes	Yes	02/19/2022
CPTL	2023	070220130	AVTEC Upgrades Deferred Maintenance ORIG22 CIP GF	EDUC	B22A	B22A	Continuing	No	Yes	04/23/2022
CPTL	2023	071123430	WIB Construction Academies GF	GGOV	B23D	B23B	Multi-Year	Yes	Yes	06/21/2022
CPTL	2023	075323230	DETS State Training and Employment Program GF	DEVL	B23B	B23B	Multi-Year	Yes	Yes	06/22/2022
CPTL	2023	075323530	DETS Individual Acct Rural Workforce Project GF	DEVL	B23E	B23B	Multi-Year	Yes	Yes	06/21/2022
CPTL	2023	077221130	DVR Facility Development and Equipment Replacement GF	DEVL	B21A	B21A	Continuing	Yes	Yes	02/19/2022
CPTL	2023	077221168	DVR Facility Development and Equipment Replacement VRSBERF	DEVL	B21A	B21A	Continuing	Yes	Yes	02/19/2022
CPTL	2023	078122251	AVTEC COVID ARPA CHEER FED	DEVL	B22A	B22A	Multi-Year	Yes	Yes	07/21/2022
CPTL	2023	07RS01821	AVTEC Statewide Deferred Maintenance CIP IA	EDUC	B18A	BUBC	Supplemental	Yes	Yes	02/19/2022
CPTL	2023	07RS01822	AVTEC Statewide Deferred Maintenance ORIG19 CIP IA	EDUC	B19A	BUBC	Supplemental	Yes	Yes	02/19/2022
CPTL	2023	07RS01823	AVTEC Statewide Deferred Maintenance ORIG20 CIP IA	GGOV	B20A	BUBC	Supplemental	Yes	Yes	02/19/2022
CPTL	2023	07RS01824	AVTEC Statewide Deferred Maintenance ORIG22 CIP IA	GGOV	B22B	BUBC	Supplemental	Yes	Yes	02/19/2022

Report Name	ST0002 - Appropriation Structure
Report User	216490
Selected Report Date	1/24/2023
Selected Fiscal Years	2023
Selected Department Codes	All
Selected AR Class Codes by FY	All
Selected AR Codes by FY	All
Selected AR Department Codes	07
Selected AR Group Codes by FY	All
Selected AR Type Codes by FY	All

AR Class Code	AR Fiscal Year	AR Code	Appropriation Name	AR Category Code	AR Type Code	AR Group Code	Appropriation Classification	AR Active Flag	AR Budget Flag	AR Last Update
CPTL	2023	07RS01825	AVTEC Statewide Deferred Maintenance ORIG23 CIP IA	GGOV	B23F	BUBC	Supplemental	Yes	Yes	01/17/2023
FUND	2023	07ADV1004	FOA Grant Advance Account GF	GGOV	ZFND	ZFND	Regular	Yes	Yes	02/19/2022
FUND	2023	07BPC1004	FOA UI Benefit Payment Control Credit Card	GGOV	ZFND	ZFND	Regular	Yes	No	02/19/2022
FUND	2023	07FND1004	FOA Dept of Labor	GGOV	ZFND	ZFND	Regular	Yes	No	02/19/2022
FUND	2023	07FND1031	FOA Second Injury Fund SIF	GGOV	ZFND	ZFND	Regular	Yes	No	02/19/2022
FUND	2023	07FND1032	FOA Fishermens Fund FF	GGOV	ZFND	ZFND	Regular	Yes	No	02/19/2022
FUND	2023	07FND1049	FOA Training and Building T&B	GGOV	ZFND	ZFND	Regular	Yes	No	02/19/2022
FUND	2023	07FND1054	FOA State and Training Employment Program STEP	GGOV	ZFND	ZFND	Regular	Yes	No	02/19/2022
FUND	2023	07FND1117	FOA Randolph Sheppard Small Business Fund BEP Sheppard	GGOV	ZFND	ZFND	Regular	Yes	No	02/19/2022
FUND	2023	07FND1151	FOA Technical Voctional Eduction Program TVEP	GGOV	ZFND	ZFND	Regular	Yes	No	02/19/2022
FUND	2023	07FND1157	FOA Worker Safety and Compensation Account WSCAA	GGOV	ZFND	ZFND	Regular	Yes	No	02/19/2022
FUND	2023	07FND1172	FOA Building Safety Account BSA	GGOV	ZFND	ZFND	Regular	Yes	No	02/19/2022
FUND	2023	07FND1203	FOA Workers Compensation Benefits Guaranty WCBGF	GGOV	ZFND	ZFND	Regular	Yes	No	02/19/2022
FUND	2023	07FND1237	FOA Small Business Enterprise Fund BEP Chance	GGOV	ZFND	ZFND	Regular	Yes	No	02/19/2022
FUND	2023	07FND3284	FOA Unemployment Compensation Fund UCF	GGOV	ZFND	ZFND	Regular	Yes	No	02/19/2022
FUND	2023	07FND3285	FOA AVTEC - MEHS Fund	GGOV	ZFND	ZFND	Regular	Yes	No	02/19/2022
FUND	2023	07FND3287	FOA Wage & Hour Trust	GGOV	ZFND	ZFND	Regular	Yes	No	02/19/2022
FUND	2023	07FRD1004	FOA UI Fraud Revenue Collection GF Share	GGOV	ZFND	ZFND	Regular	Yes	No	02/19/2022
FUND	2023	07OSH1004	FOA OSH Revenue Collection GF	GGOV	ZFND	ZFND	Regular	Yes	Yes	02/19/2022



<b>Report Name</b>	ST0016 - Major Program with Program and Funding Profile
<b>Report User</b>	216490
<b>Selected Report Date</b>	1/24/2023
<b>Selected Major Program Codes</b>	All
<b>Selected Department Codes</b>	07

Major Program	Major Program Name	Active Flag	Program Code	Program Name	Funding Profile	Funding Priority	Funding Profile Name	Funding Line	Reim Percent	Split Indicator	Exp AR Unit
21D001	21D Consultation Agreements CFDA 17.504	Yes	21DADMIN01	Administration 21D	21DWSC	10	074400060-21D	1	100.00	Front End Split (FES)	074400060
21D001	21D Consultation Agreements CFDA 17.504	Yes	21DADMIN01	Administration 21D	21SPLT	10	21D Split 90/10	1	90.00	Front End Split (FES)	074400050
21D001	21D Consultation Agreements CFDA 17.504	Yes	21DADMIN01	Administration 21D	21SPLT	10	21D Split 90/10	2	10.00	Front End Split (FES)	074400031
21D001	21D Consultation Agreements CFDA 17.504	Yes	21DADMIN01	Administration 21D	21SPLT	20	21D Split 90/10	1	90.00	Front End Split (FES)	074400050
21D001	21D Consultation Agreements CFDA 17.504	Yes	21DADMIN01	Administration 21D	21SPLT	20	21D Split 90/10	2	10.00	Front End Split (FES)	074400060
21D001	21D Consultation Agreements CFDA 17.504	Yes	21DADMWSCA	Administration 21D WSCAA	21DWSC	10	074400060-21D	1	100.00	Front End Split (FES)	074400060
21D001	21D Consultation Agreements CFDA 17.504	Yes	21DADMWSCD	Administration 21D WSCAA Direct	21DWSC	10	074400060-21D	1	100.00	Front End Split (FES)	074400060
21D001	21D Consultation Agreements CFDA 17.504	Yes	21DPRGWSCD	Direct Program 21D WSCAA	21DWSC	10	074400060-21D	1	100.00	Front End Split (FES)	074400060
21D001	21D Consultation Agreements CFDA 17.504	Yes	21DPROGR01	Program 21D	21DWSC	10	074400060-21D	1	100.00	Front End Split (FES)	074400060
21D001	21D Consultation Agreements CFDA 17.504	Yes	21DPROGR01	Program 21D	21SPLT	10	21D Split 90/10	1	90.00	Front End Split (FES)	074400050
21D001	21D Consultation Agreements CFDA 17.504	Yes	21DPROGR01	Program 21D	21SPLT	10	21D Split 90/10	2	10.00	Front End Split (FES)	074400031
21D001	21D Consultation Agreements CFDA 17.504	Yes	21DPROGR01	Program 21D	21SPLT	20	21D Split 90/10	1	90.00	Front End Split (FES)	074400050
21D001	21D Consultation Agreements CFDA 17.504	Yes	21DPROGR01	Program 21D	21SPLT	20	21D Split 90/10	2	10.00	Front End Split (FES)	074400060
21D001	21D Consultation Agreements CFDA 17.504	Yes	21DPROGWSC	Program 21D WSCAA	21DWSC	10	074400060-21D	1	100.00	Front End Split (FES)	074400060
21D001	21D Consultation Agreements CFDA 17.504	Yes	MSIND21FED	MS Indirect for 21D Federal	INDRCT	10	21D Indirect	1	100.00	Front End Split (FES)	071400050
21D001	21D Consultation Agreements CFDA 17.504	Yes	MSIND21GFM	MS Indirect for 21D GF Match	INDRCG	10	21D GF Match Indirect	1	100.00	Front End Split (FES)	074400031
21D001	21D Consultation Agreements CFDA 17.504	Yes	MSIND21WSD	MS Indirect for 21D WSCAA Direct	INDRCW	10	21D WSCAA Indirect	1	100.00	Front End Split (FES)	074400060
21D001	21D Consultation Agreements CFDA 17.504	Yes	MSIND21WSM	MS Indirect for 21D WSCAA Match	INDRCW	10	21D WSCAA Indirect	1	100.00	Front End Split (FES)	074400060
23G001	Occupational Safety and Health_State Program CFDA 17.503	Yes	23GADMIN01	Administration 23G	23GWSC	10	074400060-23G	1	100.00	Front End Split (FES)	074400060
23G001	Occupational Safety and Health_State Program CFDA 17.503	Yes	23GADMIN01	Administration 23G	23SPLT	10	23G Split 50/50	1	50.00	Front End Split (FES)	074400050
23G001	Occupational Safety and Health_State Program CFDA 17.503	Yes	23GADMIN01	Administration 23G	23SPLT	10	23G Split 50/50	2	50.00	Front End Split (FES)	074400031
23G001	Occupational Safety and Health_State Program CFDA 17.503	Yes	23GADMIN01	Administration 23G	23SPLT	20	23G Split 50/50	1	50.00	Front End Split (FES)	074400050
23G001	Occupational Safety and Health_State Program CFDA 17.503	Yes	23GADMIN01	Administration 23G	23SPLT	20	23G Split 50/50	2	50.00	Front End Split (FES)	074400060
23G001	Occupational Safety and Health_State Program CFDA 17.503	Yes	23GADMWSCA	Administration 23G WSCAA	23GWSC	10	074400060-23G	1	100.00	Front End Split (FES)	074400060
23G001	Occupational Safety and Health_State Program CFDA 17.503	Yes	23GADMWSCD	Administration 23G WSC Direct Prog	23GWSC	10	074400060-23G	1	100.00	Front End Split (FES)	074400060
23G001	Occupational Safety and Health_State Program CFDA 17.503	Yes	23GPRGWSCD	Direct Program 23G WSCAA	23GWSC	10	074400060-23G	1	100.00	Front End Split (FES)	074400060
23G001	Occupational Safety and Health_State Program CFDA 17.503	Yes	23GPROGR01	Program 23G	23GWSC	10	074400060-23G	1	100.00	Front End Split (FES)	074400060
23G001	Occupational Safety and Health_State Program CFDA 17.503	Yes	23GPROGR01	Program 23G	23SPLT	10	23G Split 50/50	1	50.00	Front End Split (FES)	074400050

<b>Report Name</b>	ST0016 - Major Program with Program and Funding Profile
<b>Report User</b>	216490
<b>Selected Report Date</b>	1/24/2023
<b>Selected Major Program Codes</b>	All
<b>Selected Department Codes</b>	07

Major Program	Major Program Name	Active Flag	Program Code	Program Name	Funding Profile	Funding Priority	Funding Profile Name	Funding Line	Reim Percent	Split Indicator	Exp AR Unit
23G001	Occupational Safety and Health_State Program CFDA 17.503	Yes	23GPROGR01	Program 23G	23SPLT	10	23G Split 50/50	2	50.00	Front End Split (FES)	074400031
23G001	Occupational Safety and Health_State Program CFDA 17.503	Yes	23GPROGR01	Program 23G	23SPLT	20	23G Split 50/50	1	50.00	Front End Split (FES)	074400050
23G001	Occupational Safety and Health_State Program CFDA 17.503	Yes	23GPROGR01	Program 23G	23SPLT	20	23G Split 50/50	2	50.00	Front End Split (FES)	074400060
23G001	Occupational Safety and Health_State Program CFDA 17.503	Yes	23GPROGWSC	Program 23G WSCAA	23GWSC	10	074400060-23G	1	100.00	Front End Split (FES)	074400060
23G001	Occupational Safety and Health_State Program CFDA 17.503	Yes	MSIND23FED	MS Indirect for 23G Federal	INDRCT	10	23G Indirect	1	100.00	Front End Split (FES)	071400050
23G001	Occupational Safety and Health_State Program CFDA 17.503	Yes	MSIND23GFM	MS Indirect for 23G GF Match	INDRCG	10	23G GF Match Indirect	1	100.00	Front End Split (FES)	074400031
23G001	Occupational Safety and Health_State Program CFDA 17.503	Yes	MSIND23WSD	MS Indirect for 23G WSCAA Direct	INDRCW	10	23G WSCAA Indirect	1	100.00	Front End Split (FES)	074400060
23G001	Occupational Safety and Health_State Program CFDA 17.503	Yes	MSIND23WSM	MS Indirect for 23G WSCAA Match	INDRCW	10	23G WSCAA Indirect	1	100.00	Front End Split (FES)	074400060
A60795	Virtual Contact Center - DOA	Yes	B0257VIRTL	DOA/UI Virtual Contact Center	BVIRTL	10	DOA/UI Virtual Contact Center (R&B)	1	100.00	Front End Split (FES)	075700080
A60795	Virtual Contact Center - DOA	Yes	B0257VIRTL	DOA/UI Virtual Contact Center	UI00IA	10	Unemployment Insurance IA	1	100.00	Front End Split (FES)	075700080
ABE000	Adult Education - Basic Grants to States (ABE) CFDA 84.002	Yes	ABEELC0000	Adult Basic Education-English Literacy & Civics	ABEFWD	10	075500050 Fed	1	100.00	Front End Split (FES)	075500050
ABE000	Adult Education - Basic Grants to States (ABE) CFDA 84.002	Yes	ABEGFMATCH	ABE GF Match	ABEGWD	10	075500031 GFM	1	100.00	Front End Split (FES)	075500031
ABE000	Adult Education - Basic Grants to States (ABE) CFDA 84.002	Yes	ABEGRANT00	Adult Basic Education-Basic Grant to State	ABEFWD	10	075500050 Fed	1	100.00	Front End Split (FES)	075500050
ABE000	Adult Education - Basic Grants to States (ABE) CFDA 84.002	Yes	ABEGRANT00	Adult Basic Education-Basic Grant to State	ABEGWD	10	075500031 GFM	1	100.00	Front End Split (FES)	075500031
ABE000	Adult Education - Basic Grants to States (ABE) CFDA 84.002	Yes	ABEGRANTDP	Adult Basic Education-Basic Grant to State DP	ABEFDP	10	071700050 - ABE DP	1	100.00	Front End Split (FES)	071700050
ABE000	Adult Education - Basic Grants to States (ABE) CFDA 84.002	Yes	ETINDABE0D	ETS Indirect for Adult Basic Education WD	ETINDR	10	ABE DETS Indirect	1	100.00	Front End Split (FES)	075110050
ABE000	Adult Education - Basic Grants to States (ABE) CFDA 84.002	Yes	ETINDABEEL	ETS Ind ABE English Literacy & Civics	ETINDR	10	ABE DETS Indirect	1	100.00	Front End Split (FES)	075110050
ABE000	Adult Education - Basic Grants to States (ABE) CFDA 84.002	Yes	ETINDABEGF	ETS Ind for Adult Basic Support	ETINDR	10	ABE DETS Indirect	1	100.00	Front End Split (FES)	075110050
ABE000	Adult Education - Basic Grants to States (ABE) CFDA 84.002	Yes	ETINDABEGR	ETS Ind for Adult Basic Support	ETINDR	10	ABE DETS Indirect	1	100.00	Front End Split (FES)	075110050
ABE000	Adult Education - Basic Grants to States (ABE) CFDA 84.002	Yes	MSINDABEEL	MS Ind ABE English Literacy & Civics	INDRCT	10	DLWD Federal Indirect	1	100.00	Front End Split (FES)	071400050
ABE000	Adult Education - Basic Grants to States (ABE) CFDA 84.002	Yes	MSINDABEGF	ETS Ind for Adult Basic Support	INDRCT	10	DLWD Federal Indirect	1	100.00	Front End Split (FES)	071400050
ABE000	Adult Education - Basic Grants to States (ABE) CFDA 84.002	Yes	MSINDABEGR	ABE Federal Indirect	INDRCT	10	DLWD Federal Indirect	1	100.00	Front End Split (FES)	071400050
ACA000	AK Construction Academy	Yes	ACA0000000	Alaska Construction Academy	WDGF00	10	ACA WDFG	1	100.00	Front End Split (FES)	075500030
ACA000	AK Construction Academy	Yes	ACA0000WIB	Alaska Construction Academy WIB	WIBGFD	10	071120030 - AWIB GF	1	100.00	Front End Split (FES)	071120030
ACACIP	WIB Alaska Construction Academy GF Multiyear	Yes	ACACIP0WIB	WIB Alaska Construction Academy GF Multiyear	WIBGFD	10	071123430 - AWIB Multi-Year	1	100.00	Front End Split (FES)	071123430
AEQDWG	Alaska Disaster Earthquake DWG CFDA 17.277	Yes	AKEQUAKEWD	Alaska Disaster Earthquake DWG- WD	AEQDWG	10	075500050- DWG Alaska Earthquake	1	100.00	Front End Split (FES)	075500050
AEQDWG	Alaska Disaster Earthquake DWG CFDA 17.277	Yes	AKQUAKEWIB	Alaska Disaster Earthquake DWG- WIB	WIBFED	10	071120050 WIB FED	1	100.00	Front End Split (FES)	071120050
AEQDWG	Alaska Disaster Earthquake DWG CFDA 17.277	Yes	ETINDAEQWD	ETS Indirect for AK Earthquake DWG	ETINDR	10	ETS Indirect AEQDWG	1	100.00	Front End Split (FES)	075110050
AEQDWG	Alaska Disaster Earthquake DWG CFDA 17.277	Yes	MSINDAEQWD	MS Indirect for AK Earthquake DWG	INDRCT	10	MS Indirect AEQDWG	1	100.00	Front End Split (FES)	071400050
AEQDWG	Alaska Disaster Earthquake DWG CFDA 17.277	Yes	MSINDEQWIB	MS Indirect for AK Earthquake DWG WIB	INDRCT	10	MS Indirect AEQDWG	1	100.00	Front End Split (FES)	071400050

<b>Report Name</b>	ST0016 - Major Program with Program and Funding Profile
<b>Report User</b>	216490
<b>Selected Report Date</b>	1/24/2023
<b>Selected Major Program Codes</b>	All
<b>Selected Department Codes</b>	07

Major Program	Major Program Name	Active Flag	Program Code	Program Name	Funding Profile	Funding Priority	Funding Profile Name	Funding Line	Reim Percent	Split Indicator	Exp AR Unit
APPEEI	State Apprenticeship Expansion Equity and Innovation	Yes	APSAEEI0WS	State Apprenticeship, Expansion Equity & Innovation WS	WS0FED	10	075300050 WS Federal	1	100.00	Front End Split (FES)	075300050
APPEEI	State Apprenticeship Expansion Equity and Innovation	Yes	APSAEEISUP	State Apprenticeship, Expansion Equity & Supportive Services	WS0FED	10	075300050 WS Federal	1	100.00	Front End Split (FES)	075300050
APPEEI	State Apprenticeship Expansion Equity and Innovation	Yes	APSAEEIWIB	State Apprenticeship Expansion, Equity & Innovation WIB	WIBFED	10	071120050 WIB FED	1	100.00	Front End Split (FES)	071120050
APPEEI	State Apprenticeship Expansion Equity and Innovation	Yes	ETINDAEWS	ETS Indirect for SAEI WS	ETINDR	10	075110050 - DETS Indirect	1	100.00	Front End Split (FES)	075110050
APPEEI	State Apprenticeship Expansion Equity and Innovation	Yes	MSINDAEWS	MS Indirect for SAEI WS	INDRCT	10	071400050 - MS Indirect	1	100.00	Front End Split (FES)	071400050
APPEEI	State Apprenticeship Expansion Equity and Innovation	Yes	MSINDAEWIB	MS Indirect for SAEI WIB	INDRCT	10	071400050 - MS Indirect	1	100.00	Front End Split (FES)	071400050
APPUS2	Apprenticeship USA Continuation Grants CFDA 17.285	Yes	APEXASEWIB	App US2 Expansion ASE WIB	WIBFED	10	071120050 WIB FED	1	100.00	Front End Split (FES)	071120050
APPUS2	Apprenticeship USA Continuation Grants CFDA 17.285	Yes	APEXSAEWIB	App US2 Expansion Continuation SAE WIB	WIBFED	10	071120050 WIB FED	1	100.00	Front End Split (FES)	071120050
APPUS2	Apprenticeship USA Continuation Grants CFDA 17.285	Yes	APUSECONTS	App US2 Expansion Continuation WS	APPEWS	10	Apprenticeship USA WS	1	100.00	Front End Split (FES)	075300050
APPUS2	Apprenticeship USA Continuation Grants CFDA 17.285	Yes	APUSEXCON	App US2 Expansion Continuation	APPEWD	10	Apprenticeship USA	1	100.00	Front End Split (FES)	075500050
APPUS2	Apprenticeship USA Continuation Grants CFDA 17.285	Yes	ETINDEXCNS	ET Indirect for AppUS2 Expansion WS	ETINDR	10	AppUS2 DETS Indirect	1	100.00	Front End Split (FES)	075110050
APPUS2	Apprenticeship USA Continuation Grants CFDA 17.285	Yes	ETINDEXCON	ET Indirect for AppUS2 Expansion	ETINDR	10	AppUS2 DETS Indirect	1	100.00	Front End Split (FES)	075110050
APPUS2	Apprenticeship USA Continuation Grants CFDA 17.285	Yes	MSINDEXCNS	MS Indirect for AppUS2 Expansion WS	INDRCT	10	APPUS2 MS Indirect	1	100.00	Front End Split (FES)	071400050
APPUS2	Apprenticeship USA Continuation Grants CFDA 17.285	Yes	MSINDEXCON	MS Indirect for AppUS2 Expansion	INDRCT	10	APPUS2 MS Indirect	1	100.00	Front End Split (FES)	071400050
APPUS2	Apprenticeship USA Continuation Grants CFDA 17.285	Yes	MSINDSAWIB	MS Indirect for AppUS2 Expansion Continuation SAE WIB	INDRCT	10	APPUS2 MS Indirect	1	100.00	Front End Split (FES)	071400050
APPUS2	Apprenticeship USA Continuation Grants CFDA 17.285	Yes	MSINDSEWIB	MS Indirect for AppUS2 Expansion ASE WIB	INDRCT	10	APPUS2 MS Indirect	1	100.00	Front End Split (FES)	071400050
APPUSA	Apprenticeship USA Grants CFDA 17.285	Yes	APEXCAPWIB	App USA Expansion Cap Breaker Project WIB	WIBFED	10	071120050 WIB FED	1	100.00	Front End Split (FES)	071120050
APPUSA	Apprenticeship USA Grants CFDA 17.285	Yes	APUSEXBAS	App USA Expansion Base Project	APPEWD	10	Apprenticeship USA	1	100.00	Front End Split (FES)	075500050
APPUSA	Apprenticeship USA Grants CFDA 17.285	Yes	APUSEXBASS	App USA Expansion Base Proj WS	APPEWS	10	Apprenticeship USA WS	1	100.00	Front End Split (FES)	075300050
APPUSA	Apprenticeship USA Grants CFDA 17.285	Yes	APUSEXCAP	App USA Expansion Cap Breaker Project	APPEWD	10	Apprenticeship USA	1	100.00	Front End Split (FES)	075500050
APPUSA	Apprenticeship USA Grants CFDA 17.285	Yes	APUSEXCAPS	App USA Expansion Cap Breaker Proj WS	APPEWS	10	Apprenticeship USA WS	1	100.00	Front End Split (FES)	075300050
APPUSA	Apprenticeship USA Grants CFDA 17.285	Yes	ETINDAPUSD	ETS Indirect for Apprenticeship USA WD	ETINDR	10	AppUSA DETS Indirect	1	100.00	Front End Split (FES)	075110050
APPUSA	Apprenticeship USA Grants CFDA 17.285	Yes	ETINDEXBAS	ET Indirect for AppUSA Expansion Base Project	ETINDR	10	AppUSA DETS Indirect	1	100.00	Front End Split (FES)	075110050
APPUSA	Apprenticeship USA Grants CFDA 17.285	Yes	ETINDEXBSS	ETS Indirect App USA Expansion Base Proj WS	ETINDR	10	AppUSA DETS Indirect	1	100.00	Front End Split (FES)	075110050
APPUSA	Apprenticeship USA Grants CFDA 17.285	Yes	ETINDEXCAP	ET Indirect for AppUSA Expansion Cap Breaker Prj	ETINDR	10	AppUSA DETS Indirect	1	100.00	Front End Split (FES)	075110050
APPUSA	Apprenticeship USA Grants CFDA 17.285	Yes	ETINDEXCPS	ET Indirect for AppUSA Expansion Cap Breaker Prj WS	ETINDR	10	AppUSA DETS Indirect	1	100.00	Front End Split (FES)	075110050
APPUSA	Apprenticeship USA Grants CFDA 17.285	Yes	MSINDAPUSD	MS Indirect for Apprenticeship USA WD	INDRCT	10	APPUSA MS Indirect	1	100.00	Front End Split (FES)	071400050

<b>Report Name</b>	ST0016 - Major Program with Program and Funding Profile
<b>Report User</b>	216490
<b>Selected Report Date</b>	1/24/2023
<b>Selected Major Program Codes</b>	All
<b>Selected Department Codes</b>	07

Major Program	Major Program Name	Active Flag	Program Code	Program Name	Funding Profile	Funding Priority	Funding Profile Name	Funding Line	Reim Percent	Split Indicator	Exp AR Unit
APPUSA	Apprenticeship USA Grants CFDA 17.285	Yes	MSINDCPWIB	MS Ind App USA Expansion Cap Breaker Project WIB	INDRCT	10	APPUSA MS Indirect	1	100.00	Front End Split (FES)	071400050
APPUSA	Apprenticeship USA Grants CFDA 17.285	Yes	MSINDEXBAS	MS Indirect for AppUSA Expansion Base Project	INDRCT	10	APPUSA MS Indirect	1	100.00	Front End Split (FES)	071400050
APPUSA	Apprenticeship USA Grants CFDA 17.285	Yes	MSINDEXBSS	MS Indirect for AppUSA Expansion Base Project WS	INDRCT	10	APPUSA MS Indirect	1	100.00	Front End Split (FES)	071400050
APPUSA	Apprenticeship USA Grants CFDA 17.285	Yes	MSINDEXCAP	MS Indirect for AppUSA Expansion Cap Breaker Prj	INDRCT	10	APPUSA MS Indirect	1	100.00	Front End Split (FES)	071400050
APPUSA	Apprenticeship USA Grants CFDA 17.285	Yes	MSINDEXCPS	MS Indirect for AppUSA Expansion Cap Breaker Prj WS	INDRCT	10	APPUSA MS Indirect	1	100.00	Front End Split (FES)	071400050
ASTECH	ACL Assistive Technology CFDA 93.464	Yes	ASSISTTECH	Assistive Technology	SPPJ01	10	Special Projects	1	100.00	Front End Split (FES)	077500050
ASTECH	ACL Assistive Technology CFDA 93.464	Yes	MSINDATLE0	MS Indirect Assistive Tech Leadership	INDRCT	10	DLWD Federal Indirect	1	100.00	Front End Split (FES)	071400050
ASTECH	ACL Assistive Technology CFDA 93.464	Yes	MSINDATSL0	MS Indirect Assistive Tech State Level	INDRCT	10	DLWD Federal Indirect	1	100.00	Front End Split (FES)	071400050
ASTECH	ACL Assistive Technology CFDA 93.464	Yes	VRINDATLE0	VR Indirect Assistive Tech Leadership	VRINDR	10	DVR Federal Indirect	1	100.00	Front End Split (FES)	077100050
ASTECH	ACL Assistive Technology CFDA 93.464	Yes	VRINDATSL0	VR Indirect Assistive Tech State Level	VRINDR	10	DVR Federal Indirect	1	100.00	Front End Split (FES)	077100050
ASTEPH	Assistive Technology Public Health CFDA 93.464	Yes	ATPHWRKFR	Assisted Technology Expanding the Public Health Workforce	SP0FED	10	Special Projects	1	100.00	Front End Split (FES)	077500050
B112AC	AK Construction Academy	Yes	B55112ACAP	AK Construction Academy	BACAPR	10	AK Construction Academy	1	100.00	Front End Split (FES)	071120080
B112AC	AK Construction Academy	Yes	B55112ACAP	AK Construction Academy	WIB0IA	10	Workforce Investment Board IA	1	100.00	Front End Split (FES)	071120080
B112AD	WD-AWIB Grants Administration Support	Yes	B55112GADM	WD-AWIB Grants Administration Support	BGADMD	10	WD-AWIB Grants Administration Support	1	100.00	Front End Split (FES)	071120080
B112AD	WD-AWIB Grants Administration Support	Yes	B55112GADM	WD-AWIB Grants Administration Support	WIB0IA	10	Workforce Investment Board IA	1	100.00	Front End Split (FES)	071120080
B112GF	DETS WS - AWIB General Fund Multi-year	Yes	B53112GFMY	DETS WS - AWIB General Fund Multi-year	WIB0IA	10	Workforce Investment Board IA	1	100.00	Front End Split (FES)	071120080
B112RI	A-RISK CLIENT SERVICES	Yes	B55112RISK	A-RISK CLIENT SERVICES	BRISKS	10	A-RISK CLIENT SERVICES	1	100.00	Front End Split (FES)	071120080
B112RK	A-RISK CLIENT SERVICES	Yes	B75112RISK	A-RISK CLIENT SERVICES	BRISKV	10	A-RISK CLIENT SERVICES	1	100.00	Front End Split (FES)	071120080
B112SC	DVR-AWIB Grants Administration Support	Yes	B75112GASC	DVR-AWIB Grants Administration Support	WIB0IA	10	Workforce Investment Board IA	1	100.00	Front End Split (FES)	071120080
B112SF	WD-AWIB WIOA Statewide Funding	Yes	B55112STWF	WD-AWIB WIOA Statewide Funding	BWDSWF	10	WD-AWIB WIOA Statewide Funding	1	100.00	Front End Split (FES)	071120080
B11SAC	WD-CO Special Assistant to CO	Yes	B5511SPACO	WD-CO Special Assistant to CO	BSPACO	10	WD-CO SPEC ASSIST TO THE COMMISSIONER II	1	100.00	Front End Split (FES)	071100080
B12GRN	WD-CO-AWIB WD Grants Unit	Yes	B5512GRNTS	WD-CO-AWIB WD Grants Unit	BGRNTS	10	WD-CO-AWIB WD Grants Unit	1	100.00	Front End Split (FES)	071120080
B14ICP	Indirect Revenue Transfer / MS-CO, LMI, AVTEC	Yes	B1411ICPCO	ICP MS - Commissioner's Office	BICPCO	10	ICP MS - CO	1	100.00	Front End Split (FES)	071100080
B14ICP	Indirect Revenue Transfer / MS-CO, LMI, AVTEC	Yes	B1411ICPCO	ICP MS - Commissioner's Office	COM0IA	10	COMMISSIONERS OFFICE IA	1	100.00	Front End Split (FES)	071100080
B14ICP	Indirect Revenue Transfer / MS-CO, LMI, AVTEC	Yes	B1418ICPLM	ICP MS - Labor Market Information	BICPLM	10	ICP MS - LMI	1	100.00	Front End Split (FES)	071800080
B14ICP	Indirect Revenue Transfer / MS-CO, LMI, AVTEC	Yes	B1418ICPLM	ICP MS - Labor Market Information	LMI0IA	10	Labor Market Information IA	1	100.00	Front End Split (FES)	071800080
B14ICP	Indirect Revenue Transfer / MS-CO, LMI, AVTEC	Yes	B1481ICPAV	ICP MS - AVTEC	AVT0IA	10	AVTEC IA	1	100.00	Front End Split (FES)	078100080
B14ICP	Indirect Revenue Transfer / MS-CO, LMI, AVTEC	Yes	B1481ICPAV	ICP MS - AVTEC	AVTCIA	10	AVTEC IA	1	100.00	Front End Split (FES)	078100080
B14ICP	Indirect Revenue Transfer / MS-CO, LMI, AVTEC	Yes	B1481ICPAV	ICP MS - AVTEC	BICPAV	10	ICP MS - AVTEC	1	100.00	Front End Split (FES)	078100080

<b>Report Name</b>	ST0016 - Major Program with Program and Funding Profile
<b>Report User</b>	216490
<b>Selected Report Date</b>	1/24/2023
<b>Selected Major Program Codes</b>	All
<b>Selected Department Codes</b>	07

Major Program	Major Program Name	Active Flag	Program Code	Program Name	Funding Profile	Funding Priority	Funding Profile Name	Funding Line	Reim Percent	Split Indicator	Exp AR Unit
B17ALE	DP-WD Workforce Connect for ALEXSys Replacement	Yes	B5517ALXRP	DP-WD Workforce Connect for ALEXSys Replacement	BALXRP	10	DP-WD Workforce Connect for ALEXSys Replacement	1	100.00	Front End Split (FES)	071700080
B17ALX	UI-DP ALEXSys Replacement	Yes	B5717ALEXS	UI-DP ALEXSys Replacement	BALEXS	10	UI-DP ALEXSys Replacement	1	100.00	Front End Split (FES)	071700080
B17CER	Certified Payroll Internet	Yes	B4217CERTI	Certified Payroll Internet	BCERTI	10	Certified Payroll Internet	1	100.00	Front End Split (FES)	071700080
B17COF	IT Support for Certificate of Fitness	Yes	B4317COFIT	IT Support for Certificate of Fitness	BCOFIT	10	IT Support for Certificate of Fitness	1	100.00	Front End Split (FES)	071700080
B17CRP	Certified Payroll	Yes	B4217CERTP	Certified Payroll	BCERTP	10	Certified Payroll	1	100.00	Front End Split (FES)	071700080
B17EGR	DETS EGrAMS and Sharepoint Management Support	Yes	B076611900	DETS EGrAMS and Sharepoint Management Support	661190	10	B17EGR - DETS EGrAMS and Sharepoint Management Support	1	100.00	Front End Split (FES)	071700080
B17EGR	DETS EGrAMS and Sharepoint Management Support	Yes	B5517EGRAM	DETS EGrAMS and Sharepoint Management Support	BEGRAM	10	DETS EGrAMS and Sharepoint Management Support	1	100.00	Front End Split (FES)	071700080
B17ENH	WC-DP Systems Enhancements	Yes	B3117EHNCE	WC-DP Systems Enhancements	BEHNCE	10	B17ENH - WC-DP Systems Enhancements	1	100.00	Front End Split (FES)	071700080
B17HEA	WD-DP Healthcare Tax Credit	Yes	B5517HEALT	Healthcare Tax Credit	BHEALT	10	WD-DP Healthcare Tax Credit	1	100.00	Front End Split (FES)	071700080
B17ICM	DETS ICM Project Management Support	Yes	B076611800	DETS ICM Project Management Support	661180	10	B17ICM - DETS ICM Project Management	1	100.00	Front End Split (FES)	071700080
B17ICM	DETS ICM Project Management Support	Yes	B5517ICMPR	DETS ICM Project Management Support	BICMPR	10	DETS ICM Project Management Support	1	100.00	Front End Split (FES)	071700080
B17SAR	SARA Software for DVR	Yes	B7217SARAS	SARA Software for DVR	BSARAS	10	SARA Software for DVR	1	100.00	Front End Split (FES)	071700080
B17SBR	UI-ASD DP Data Analytics SBR	Yes	B5717UISBR	UI-ASD DP Data Analytics SBR	BUISBR	10	B17SBR - UI-ASD DP Data Analytics SBR	1	100.00	Front End Split (FES)	071700080
B17SUE	Workers' Comp System Support & Enhancements	Yes	B3117SUEHN	WC-DP System Support & Enhancements	BSUEHN	10	WC System Support & Enhancements	1	100.00	Front End Split (FES)	071700080
B17SUP	Secure Access Manager Upgrade	Yes	B5517SAMUP	Secure Access Manager Upgrade	BSAMUP	10	Secure Access Manager Upgrade	1	100.00	Front End Split (FES)	071700080
B18APS	ACPE-LMI AK Performance Outcomes Report	Yes	B0518APSLM	ACPE-LMI AK Performance Outcomes Report	BAPSLM	10	ACPE-LMI AK Performance Outcomes Report	1	100.00	Front End Split (FES)	071800080
B18APS	ACPE-LMI AK Performance Outcomes Report	Yes	B0518APSLM	ACPE-LMI AK Performance Outcomes Report	LMIOIA	10	Labor Market Information IA	1	100.00	Front End Split (FES)	071800080
B18ASH	WD-LMI Applicant Shortage	Yes	B5518APPSH	WD-LMI Applicant Shortage	LMIOIA	10	Labor Market Information IA	1	100.00	Front End Split (FES)	071800080
B18INC	WD-LMI Post-Incarceration Employment	Yes	B5518PSINC	WD-LMI Post-Incarceration Employment	LMIOIA	10	Labor Market Information IA	1	100.00	Front End Split (FES)	071800080
B18REC	WD-LMI Post-Incarceration Employment and Recidivism Rates	Yes	B5518RECID	WD-LMI Post-Incarceration Employment and Recidivism Rates	LMIOIA	10	Labor Market Information IA	1	100.00	Front End Split (FES)	071800080
B18SAE	FY23 AWIB-LMI State Apprenticeship Expansion, Equity, & Inno	Yes	B11218SAEE	State Apprenticeship Expansion, Equity, and Innovation	LMIOIA	10	Labor Market Information IA	1	100.00	Front End Split (FES)	071800080
B18SBR	UI-LMI Data Analytics SBR	Yes	B5718UISBR	UI-LMI Data Analytics SBR	BSBRLM	10	UI-LMI Data Analytics SBR	1	100.00	Front End Split (FES)	071800080
B18SCO	UAA-LMI Collaborative Research Sufficient Compensation for R	Yes	B4518SCORE	UAA-LMI Collaborative Research Sufficient Compensation for R	LMIOIA	10	Labor Market Information IA	1	100.00	Front End Split (FES)	071800080
B18WAS	Annual Support WIA and STEP Analysis ODB	Yes	B5518WASTP	Annual Support WIA and STEP Analysis (ODB)	LMIOIA	10	Labor Market Information IA	1	100.00	Front End Split (FES)	071800080
B18WTR	Wage Trajectories for Public and Private Sector Employees	Yes	B4518WTRAJ	Wage Trajectories for Public and Private Sector Employees	BWTRAJ	10	Wage Trajectories for Public and Private Sector Employees	1	100.00	Front End Split (FES)	071800080
B51CER	Certified Payroll Internet	Yes	B4251CERTI	Certified Payroll Internet	EA00IA	10	DETs ADMIN IA	1	100.00	Front End Split (FES)	075110080



Report Name	ST0016 - Major Program with Program and Funding Profile
Report User	216490
Selected Report Date	1/24/2023
Selected Major Program Codes	All
Selected Department Codes	07

Major Program	Major Program Name	Active Flag	Program Code	Program Name	Funding Profile	Funding Priority	Funding Profile Name	Funding Line	Reim Percent	Split Indicator	Exp AR Unit
B51DPO	DP Operations Management and Network Services	Yes	B1451DPOPS	DP Operations Management and Network Services	EA00IA	10	DETs ADMIN IA	1	100.00	Front End Split (FES)	075110080
B51FHF	WC-EA Fishermen's Fund Maintenance	Yes	B3551FISHF	WC-EA Fishermen's Fund Maintenance	EA00IA	10	DETs ADMIN IA	1	100.00	Front End Split (FES)	075110080
B51FIT	IT Support for Certificate of Fitness	Yes	B4351COFIT	IT Support for Certificate of Fitness	EA00IA	10	DETs ADMIN IA	1	100.00	Front End Split (FES)	075110080
B51OBM	Occupational Database Program Maintenance & Enhancements	Yes	B1851ODBME	Occupational Database Program Maintenance & Enhancements	EA00IA	10	DETs ADMIN IA	1	100.00	Front End Split (FES)	075110080
B51PCN	Direct Data Processing PCN 05-2099	Yes	B7451DPCN	Direct Data Processing PCN 05-2099	EA00IA	10	DETs ADMIN IA	1	100.00	Front End Split (FES)	075110080
B51PCS	DOA-DETS ADMIN PURECONNECT SYSTEM	Yes	B0251PURE	DOA-DETS ADMIN PURECONNECT SYSTEM	EA00IA	10	DETs ADMIN IA	1	100.00	Front End Split (FES)	075110080
B51SAR	SARA Software for DVR	Yes	B7251SARAS	SARA Software for DVR	EA00IA	10	DETs ADMIN IA	1	100.00	Front End Split (FES)	075110080
B51SUE	WC-DP System Support & Enhancements	Yes	B3151SUEHN	WC-DP System Support & Enhancements	EA00IA	10	DETs ADMIN IA	1	100.00	Front End Split (FES)	075110080
B51TXC	STEP/TVEP Tax Collection	Yes	B5751TAXCO	STEP/TVEP Tax Collection	EA00IA	10	DETs ADMIN IA	1	100.00	Front End Split (FES)	075110080
B53IFH	DPA-WS Infrastructure Funding Agreement	Yes	B0653IFAHS	DPA-WS Infrastructure Funding Agreement	BIFAHS	10	DPA-WS Infrastructure Funding Agreement	1	100.00	Front End Split (FES)	075300080
B53IFH	DPA-WS Infrastructure Funding Agreement	Yes	B0653IFAHS	DPA-WS Infrastructure Funding Agreement	WS00IA	10	WORKFORCE SERVICES IA	1	100.00	Front End Split (FES)	075300080
B53IFV	DVR-WS Infrastructures Funding Agreement	Yes	B7253IFADV	DVR-WS Infrastructures Funding Agreement	BIFADV	10	DVR-WS Infrastructures Funding Agreement	1	100.00	Front End Split (FES)	075300080
B53LEA	WD-WS Linking Employment Activities Program LEAP	Yes	B5553LEAPS	WD-WS Linking Employment Activities Program LEAP	BLEAPS	10	WD-WS LEAP Linking Employment Activities Program	1	100.00	Front End Split (FES)	075300080
B53REC	Reducing Recidivism Through Employment	Yes	B7253RECID	Reducing Recidivism Through Employment	BRECID	10	Reducing Recidivism Through Employment	1	100.00	Front End Split (FES)	075300080
B53RES	UI-WS Reemployment Services and Eligibility Assessment	Yes	B5753RESE2	UI-WS Reemployment Services and Eligibility Assessment	BRESE2	10	UI-WS RESEA 2	1	100.00	Front End Split (FES)	075300080
B53SEP	WD-WS SCSEP Support for OEC	Yes	B5553SCSEP	WD-WS SCSEP Support for OEC	BSCSEP	10	WD-WS SCSEP Support for OEC	1	100.00	Front End Split (FES)	075300080
B53WAA	WD-WS WIOA Adult	Yes	B5553WIOAA	WD-WS WIOA Adult	BWIOAA	10	WIOA Adult	1	100.00	Front End Split (FES)	075300080
B53WAD	WD-WS WIOA Dislocated Worker	Yes	B5553WIOAD	WD-WS WIOA Dislocated Worker	BWIOAD	10	WIOA Dislocated Worker	1	100.00	Front End Split (FES)	075300080
B55PUB	ASD-R&A-UI Publications Specialist III	Yes	B1855PUBSP	ASD-R&A-UI Publications Specialist III	BPUBSP	10	ASD-R&A-UI Publications Specialist III	1	100.00	Front End Split (FES)	075700080
B57PUB	ASD-R&A-UI Publications Specialist III	Yes	B1857PUBSP	ASD-R&A-UI Publications Specialist III	BPUBSP	10	ASD-R&A-UI Publications Specialist III	1	100.00	Front End Split (FES)	075700080
B57TAA	Publications Work for TAA HCTC	Yes	B5557TAAHC	Publications Work for TAA HCTC	BTAHCTC	10	Publications Work for TAA HCTC	1	100.00	Front End Split (FES)	075700080
B57VCC	VIRTUAL CALL CENTER LICENSING	Yes	B0657VCCLI	VIRTUAL CALL CENTER LICENSING	BVCCLI	10	VIRTUAL CALL CENTER LICENSING	1	100.00	Front End Split (FES)	075700080
B60130	Direct Data Processing Support by PCN 05-2099	Yes	B7417DPCN	Direct Data Processing PCN 05-2099	BDPCN	10	Direct Data Processing PCN 05-2099	1	100.00	Front End Split (FES)	071700080
B61097	Executive Secretary Backup	Yes	B1112EXEUCU	Executive Secretary Back-up	BEXEUCU	10	Executive Secretary Backup	1	100.00	Front End Split (FES)	071120080
B61097	Executive Secretary Backup	Yes	B1161EXEUCU	Executive Secretary Backup	BEXEUCU	10	Executive Secretary Backup	1	100.00	Front End Split (FES)	071120080
B61800	LMI-DP ACPE Statewide Longitudinal Data System (SLDS) Partne	Yes	B076180000	LMI-DP ACPE Statewide Longitudinal Data System (SLDS) Partne	618000	10	B61800 - LMI-DP ACPE Statewide Longitudinal Data System SLDS	1	100.00	Front End Split (FES)	071700080
B61801	Occupational Database Program Maintenance & Enhancements	Yes	B1817ODBME	Occupational Database Program Maintenance & Enhancements	BODBME	10	Occupational Database Program Maintenance & Enhancements	1	100.00	Front End Split (FES)	071700080
B62115	AWIB Oversight - Funding from DVR	Yes	B7212DVRCS	AWIB Oversight - Funding from DVR	BDVRCSCS	10	AWIB Oversight - Funding from DVR	1	100.00	Front End Split (FES)	071120080
B62115	AWIB Oversight - Funding from DVR	Yes	B7261DVRCS	AWIB Oversight - Funding from DVR	BDVRCSCS	10	AWIB Oversight - Funding from DVR	1	100.00	Front End Split (FES)	071120080

<b>Report Name</b>	ST0016 - Major Program with Program and Funding Profile
<b>Report User</b>	216490
<b>Selected Report Date</b>	1/24/2023
<b>Selected Major Program Codes</b>	All
<b>Selected Department Codes</b>	07

Major Program	Major Program Name	Active Flag	Program Code	Program Name	Funding Profile	Funding Priority	Funding Profile Name	Funding Line	Reim Percent	Split Indicator	Exp AR Unit
B63100	Worker's Compensation Data Systems Support	Yes	B3117DSUPT	WC Data Systems Support	BDSUPT	10	WC Data Systems Support	1	100.00	Front End Split (FES)	071700080
B63500	WC-DP Fishermen's Fund Maintenance	Yes	B3517FISHF	WC-DP Fishermen's Fund Maintenance	BFISHF	10	WC-DP Fishermen's Fund Maintenance	1	100.00	Front End Split (FES)	071700080
B64000	Davis Bacon Wage Survey	Yes	B4218DAVIS	Davis Bacon Wage Survey	BDAVIS	10	Davis Bacon Wage Survey	1	100.00	Front End Split (FES)	071800080
B64000	Davis Bacon Wage Survey	Yes	B4218DAVIS	Davis Bacon Wage Survey	LMI0IA	10	Labor Market Information IA	1	100.00	Front End Split (FES)	071800080
B64202	OSH Review Board for Administrative Support	Yes	B076420200	OSH Review Board for Administrative Support	642020	10	B64202-OSH Review Board for Administrative Support	1	100.00	Front End Split (FES)	071100080
B64202	OSH Review Board for Administrative Support	Yes	B4411BOARD	OSH Review Board Administrative Support	BBOARD	10	OSH Review Board Administrative Support	1	100.00	Front End Split (FES)	071100080
B64203	Child Labor Safety & Health Inspections/Enforcements	Yes	B076420300	Child Labor Safety & Health Inspects/Enforces-was RSA0754203	642030	10	B076420300	1	100.00	Front End Split (FES)	074200080
B64203	Child Labor Safety & Health Inspections/Enforcements	Yes	B4442CHILD	Child Labor Safety and Health Inspections Enforcements	BCHILD	10	Child Labor Safety and Health Inspections Enforcements	1	100.00	Front End Split (FES)	074200080
B64203	Child Labor Safety & Health Inspections/Enforcements	Yes	B4442CHILD	Child Labor Safety and Health Inspections Enforcements	WH00IA	10	WAGE & HOUR IA	1	100.00	Front End Split (FES)	074200080
B64204	MI Occupational Safety Inspections	Yes	B4443SAFET	MI Occupational Safety Inspections	BSAFET	10	MI Occupational Safety Inspections	1	100.00	Front End Split (FES)	074300080
B64204	MI Occupational Safety Inspections	Yes	B4443SAFET	MI Occupational Safety Inspections	MI00IA	10	MECHANICAL INSPECTION IA	1	100.00	Front End Split (FES)	074300080
B65001	UI Release of Confidential Information	Yes	B076500100	UI Release of Confidential Information	650010	10	B65001-UI Release of Confidential Information	1	100.00	Front End Split (FES)	075700080
B65001	UI Release of Confidential Information	Yes	B5357CONFI	WS-UI Release of Confidential Information	BCONFI	10	WS-UI Release of Confidential Information	1	100.00	Front End Split (FES)	075700080
B65001	UI Release of Confidential Information	Yes	B5357CONFI	WS-UI Release of Confidential Information	UI00IA	10	UNEMPLOYMENT INSUREANCE IA	1	100.00	Front End Split (FES)	075700080
B65002	Trade Adjustment Assistance Database Support	Yes	B5317TAACS	Trade Adjustment Assistance Database Support	BTAACS	10	Trade Adjustment Assistance Database Support	1	100.00	Front End Split (FES)	071700080
B65002	Trade Adjustment Assistance Database Support	Yes	B5517TRADE	Trade Adjustment Assistance Database Support	BTRADE	10	Trade Adjustment Assistance Database Support	1	100.00	Front End Split (FES)	071700080
B65003	AWIB Oversight	Yes	B5312WIBTB	AWIB Oversight - T&B	BWORKS	10	AWIB Oversight	1	100.00	Front End Split (FES)	071120080
B65003	AWIB Oversight	Yes	B5312WIBWP	WIB Oversight Workforce Services	BWORKS	10	AWIB Oversight	1	100.00	Front End Split (FES)	071120080
B65003	AWIB Oversight	Yes	B5361WORKS	AWIB Oversight	BWORKS	10	AWIB Oversight	1	100.00	Front End Split (FES)	071120080
B65004	ETS Virtual Contact Center - UI	Yes	B5357VTUAL	WD-UI Virtual Contact Center	BVTUAL	10	WD-UI Virtual Contact Center	1	100.00	Front End Split (FES)	075700080
B65004	ETS Virtual Contact Center - UI	Yes	B5557VTUAL	WD-UI Virtual Contact Center	BVTUAL	10	WD-UI Virtual Contact Center	1	100.00	Front End Split (FES)	075700080
B65004	ETS Virtual Contact Center - UI	Yes	B5557VTUAL	WD-UI Virtual Contact Center	UI00IA	10	UNEMPLOYMENT INSURANCE IA	1	100.00	Front End Split (FES)	075700080
B65005	ETS-LMI Labor Market & Trends Anc/Jnu	Yes	B5318MARKT	Labor Market and Trends ANC/JNU	BMARKT	10	Labor Market and Trends ANC/JNU	1	100.00	Front End Split (FES)	071800080
B65005	ETS-LMI Labor Market & Trends Anc/Jnu	Yes	B5318MARKT	Labor Market and Trends ANC/JNU	LMI0IA	10	Labor Market Information IA	1	100.00	Front End Split (FES)	071800080
B65103	STEP/TVEP Tax Collection	Yes	B5717TAXCO	STEP/TVEP Tax Collection	BTAXCO	10	STEP/TVEP Tax Collection	1	100.00	Front End Split (FES)	071700080
B65105	UI SIDES Implementation	Yes	B5717SIDES	UI SIDES Implementation	BSIDES	10	UI SIDES Implementation	1	100.00	Front End Split (FES)	071701080
B65106	Treasury Offset Project (TOP)	Yes	B076510600	Treasury Offset Project (TOP)	651060	10	B65106-Treasury Offset Project (TOP)	1	100.00	Front End Split (FES)	071700080
B65106	Treasury Offset Project (TOP)	Yes	B5717UITOP	Treasury Offset Project	BUITOP	10	Treasury Offset Project	1	100.00	Front End Split (FES)	071700080
B65107	UI BARTS Project	Yes	B5717BARTS	UI BARTS Project	BBARTS	10	UI BARTS Project	1	100.00	Front End Split (FES)	071703080
B65108	UI - LMI Actuarial Research	Yes	B5718ACTUA	UI LMI Actuarial Research	BACTUA	10	UI LMI Actuarial Research	1	100.00	Front End Split (FES)	071800080

<b>Report Name</b>	ST0016 - Major Program with Program and Funding Profile
<b>Report User</b>	216490
<b>Selected Report Date</b>	1/24/2023
<b>Selected Major Program Codes</b>	All
<b>Selected Department Codes</b>	07

Major Program	Major Program Name	Active Flag	Program Code	Program Name	Funding Profile	Funding Priority	Funding Profile Name	Funding Line	Reim Percent	Split Indicator	Exp AR Unit
B65108	UI - LMI Actuarial Research	Yes	B5718ACTUA	UI LMI Actuarial Research	LMI0IA	10	Labor Market Information IA	1	100.00	Front End Split (FES)	071800080
B65109	UI Profiling Services	Yes	B5718UIPRF	UI Profiling Services	BUIPRF	10	UI Profiling Services	1	100.00	Front End Split (FES)	071800080
B65109	UI Profiling Services	Yes	B5718UIPRF	UI Profiling Services	LMI0IA	10	Labor Market Information IA	1	100.00	Front End Split (FES)	071800080
B65112	UI Reemployment Services Eligibility Assessment - ETS	Yes	B5753RESEA	UI/WS Reemployment Services Eligibility RESEA	BRESEA	10	UI/WS Reemployment Services Eligibility RESEA	1	100.00	Front End Split (FES)	075300080
B65112	UI Reemployment Services Eligibility Assessment - ETS	Yes	B5753RESEA	UI/WS Reemployment Services Eligibility RESEA	WS00IA	10	WORKFORCE SERVICES IA	1	100.00	Front End Split (FES)	075300080
B65606	Adult Basic Education Database Support	Yes	B5517ABEDB	Adult Basic Education Database Support	BABEDB	10	Adult Basic Education Database Support	1	100.00	Front End Split (FES)	071700080
B66100	BSC ETS STEP Services	Yes	B5553STEPS	WD-WS STEP Services	BSTEPS	10	WD-WS STEP Services	1	100.00	Front End Split (FES)	075300080
B66100	BSC ETS STEP Services	Yes	B5553STEPS	WD-WS STEP Services	WS00IA	10	WORKFORCE SERVICES IA	1	100.00	Front End Split (FES)	075300080
B66102	WIOA Rapid Response - Unemployment Insurance	Yes	B5557WIORR	WD-UI WIOA Rapid Response	BWIORR	10	WD-UI WIOA Rapid Response	1	100.00	Front End Split (FES)	075700080
B66102	WIOA Rapid Response - Unemployment Insurance	Yes	B5557WIORR	WD-UI WIOA Rapid Response	UI00IA	10	UNEMPLOYMENT INSUREANCE IA	1	100.00	Front End Split (FES)	075700080
B66103	WIOA Youth Program - AVTEC	Yes	B5581YOUTH	WIOA Youth Program - AVTEC	BYOUTH	10	WIOA Youth Program - AVTEC	1	100.00	Front End Split (FES)	078100080
B66113	Alaska Health Care Academy Project	Yes	B076611300	Alaska Health Care Academy Project	661130	10	B66113-Alaska Health Care Academy Project	1	100.00	Front End Split (FES)	078100080
B66113	Alaska Health Care Academy Project	Yes	B076611300	Alaska Health Care Academy Project	661130	20	B66113-Alaska Health Care Academy Project	1	100.00	Front End Split (FES)	078101080
B66117	WIA Dislocated Worker Training - National Emergency Grant (D	Yes	B5553NEGSP	WIA Dislocated Worker Training - NEG	BNEGSP	10	WIA Dislocated Worker Training - NEG	1	100.00	Front End Split (FES)	075300080
B66120	Annual Support WIA and STEP Analysis ODB	Yes	B076612000	Annual Support WIA and STEP Analysis ODB	661200	10	B66120 - Annual Support WIA and STEP Analysis ODB	1	100.00	Front End Split (FES)	071800080
B66120	Annual Support WIA and STEP Analysis ODB	Yes	B5318WASTP	Annual Support WIA and STEP Analysis (ODB)	BWASTP	10	Annual Support WIA and STEP Analysis (ODB)	1	100.00	Front End Split (FES)	071800080
B67106	AWIB Oversight - Funding From AVTEC	Yes	B8112AVTEC	AWIB Oversight - Funding from AVTEC	BAVTEC	10	AWIB Oversight - Funding from AVTEC	1	100.00	Front End Split (FES)	071120080
B67106	AWIB Oversight - Funding From AVTEC	Yes	B8161AVTEC	AWIB Oversight - Funding from AVTEC	BAVTEC	10	AWIB Oversight - Funding from AVTEC	1	100.00	Front End Split (FES)	071120080
B67110	AVTEC Facilities Maintenance	Yes	B076711000	AVTEC Facilities Maintenance	671100	10	B67110 - AVTEC Facilities Maintenance	1	100.00	Front End Split (FES)	078200080
B67110	AVTEC Facilities Maintenance	Yes	B8182AVTFM	AVTEC Facilities Maintenance	AVFMIA	10	AVTEC FM IA	1	100.00	Front End Split (FES)	078200080
B67110	AVTEC Facilities Maintenance	Yes	B8182AVTFM	AVTEC Facilities Maintenance	BAVTFM	10	AVTEC Facilities Maintenance	1	100.00	Front End Split (FES)	078200080
B67110	AVTEC Facilities Maintenance	Yes	B8182FMSLA	AVTEC Facilities Maintenance SLA	AVFMIA	10	AVTEC FM IA	1	100.00	Front End Split (FES)	078200080
B67110	AVTEC Facilities Maintenance	Yes	B8182FMSLA	AVTEC Facilities Maintenance SLA	BAVTFM	10	AVTEC Facilities Maintenance	1	100.00	Front End Split (FES)	078200080
B67130	AVTEC Facilities Maintenance Supplemental Support	Yes	B076713000	AVTEC Facilities Maintenance Supplemental Support	671300	10	B67130 - AVTEC Facilities Maintenance Supplemental Support	1	100.00	Front End Split (FES)	078201080
B67130	AVTEC Facilities Maintenance Supplemental Support	Yes	B8182SUPPT	AVTEC FM Supplemental Support	BSUPPT	10	AVTEC FM Supplemental Support	1	100.00	Front End Split (FES)	078201080
B67300	AVTEC Deferred Maintenance - Personal Services	Yes	B076730000	AVTEC Deferred Maintenance - Personal Services	673000	10	B67300 - AVTEC Deferred Maintenance - Personal Services	1	100.00	Front End Split (FES)	078200090
B67300	AVTEC Deferred Maintenance - Personal Services	Yes	B8182DMPXS	AVTEC Deferred Maintenance - Personal Services	BDMPXS	10	AVTEC Deferred Maintenance - Personal Services	1	100.00	Front End Split (FES)	078200090



<b>Report Name</b>	ST0016 - Major Program with Program and Funding Profile
<b>Report User</b>	216490
<b>Selected Report Date</b>	1/24/2023
<b>Selected Major Program Codes</b>	All
<b>Selected Department Codes</b>	07

Major Program	Major Program Name	Active Flag	Program Code	Program Name	Funding Profile	Funding Priority	Funding Profile Name	Funding Line	Reim Percent	Split Indicator	Exp AR Unit
B72EMP	HSS-DVR FY20 Employment First Coordination	Yes	B0672EMPFS	HSS-DVR FY20 Employment First Coordination	BEMPFS	10	HSS-DVR FY20 Employment First Coordination	1	100.00	Front End Split (FES)	077200080
B72EMP	HSS-DVR FY20 Employment First Coordination	Yes	B0672EMPFS	HSS-DVR FY20 Employment First Coordination	BEMPFS	20	HSS-DVR FY20 Employment First Coordination	1	100.00	Front End Split (FES)	077200080
B72OEX	NHE DWG EXPLORE	Yes	B5572OPEXP	NHE DWG EXPLORE	BOPEXP	10	NHE DWG EXPLORE	1	100.00	Front End Split (FES)	077200080
B72OPI	F20 WD-DVR -NHE DWG (OPIOID)	Yes	B5572OPIOD	WD-DVR NHE DWG (OPIOID)	BOPIOD	20	D-DVR NHE DWG (OPIOID)	1	100.00	Front End Split (FES)	077200080
B81AEG	DEED-AVTEC AEG/APS Post Secondary Grants	Yes	B0581AEGPS	DEED-AVTEC AEG/APS Post Secondary Grants	AVTCIA	10	AVTEC IA	1	100.00	Front End Split (FES)	078100080
B81AEG	DEED-AVTEC AEG/APS Post Secondary Grants	Yes	B0581AEGPS	DEED-AVTEC AEG/APS Post Secondary Grants	BAEGPS	10	DEED-AVTEC AEG/APS Post Secondary Grants	1	100.00	Front End Split (FES)	078100080
B81ASM	CED-AVTEC ASMI Chef Tour	Yes	B0881ASMIC	ASMI AVTEC Chef Tour	BASMIC	10	CED-AVTEC ASMI Chef Tour	1	100.00	Front End Split (FES)	078100080
B81BOF	Board of Fisheries Lower Cook Inlet Finfish Meeting	Yes	B1181BOFIN	Board of Fisheries Lower Cook Inlet	BBOFIN	10	Board of Fisheries Lower Cook Inlet Finfish Meeting	1	100.00	Front End Split (FES)	078100080
B81BOF	Board of Fisheries Lower Cook Inlet Finfish Meeting	Yes	B1181BOFIN	Board of Fisheries Lower Cook Inlet	BBOFIN	20	Board of Fisheries Lower Cook Inlet Finfish Meeting	1	100.00	Front End Split (FES)	078100080
B81CAS	COVID-19 Avtech-Seward	Yes	B0681COVID	COVID-19 Avtech-Seward	BCOVID	10	COVID-19 Avtech-Seward	1	100.00	Front End Split (FES)	078100080
B81CDM	WD-AVTEC Curriculum Development FM Module	Yes	B5581CDMFM	WD-AVTEC Curriculum Development FM Module	AVTCIA	10	AVTEC IA	1	100.00	Front End Split (FES)	078100080
B81CTE	CTRE Instructor Professional Development	Yes	B0581PERKI	CTRE Instructor Professional Development	BPERKI	10	CTRE Instructor Professional Development	1	100.00	Front End Split (FES)	078100080
B81DVM	WD-AVTEC Curriculum Development 5 modules	Yes	B5581CDMOD	WD-AVTEC Curriculum Development 5 modules	AVTCIA	10	AVTEC IA	1	100.00	Front End Split (FES)	078100080
B81FIR	UAS FIRE FIGHTING TRAINING	Yes	B4581FIREF	UAS FIRE FIGHTING TRAINING	AVTCIA	20	AVTEC IA	1	100.00	Front End Split (FES)	078100080
B81FIR	UAS FIRE FIGHTING TRAINING	Yes	B4581FIREF	UAS FIRE FIGHTING TRAINING	BFIREF	20	UAS FIRE FIGHTING TRAINING	1	100.00	Front End Split (FES)	078100080
B81FMS	WD-AVTEC Develop Training FPAMS	Yes	B5581FPAMS	WD-AVTEC Develop Training FPAMS	AVTCIA	10	AVTEC IA	1	100.00	Front End Split (FES)	078100080
B81HEP	DEED-AVTEC Higher Education HE 19.170.03	Yes	B0581HEPER	DEED-AVTEC Higher Education HE 19.170.03	BHEPER	10	Higher Education HE 19.170.03	1	100.00	Front End Split (FES)	078100080
B81MAR	Maritime Sector Engineering Program Development	Yes	B5581MARIT	Maritime Sector Engineering Program Development	BMARIT	10	Maritime Sector Engineering Program Development	1	100.00	Front End Split (FES)	078100080
B81MCA	Maritime & Construction Apprenticeship Development	Yes	B5581MCADE	Maritime & Construction Apprenticeship Development	BMCADE	10	Maritime & Construction Apprenticeship Development	1	100.00	Front End Split (FES)	078100080
B81MPC	COVID-19 Seward Support Medical Personnel in the Community	Yes	B0681SSMPC	COVID-19 Seward Support Medical Personnel in the Community	BSSMPC	10	COVID-19 Seward Support Medical Personnel in the Community	1	100.00	Front End Split (FES)	078100080
B81NET	WD-AVTEC Program Development for Training Networks	Yes	B5581PRDVT	WD-AVTEC Program Development for Training Networks	AVTCIA	10	AVTEC IA	1	100.00	Front End Split (FES)	078100080
B81PER	Direct Secondary Student Instruction ASTA	Yes	B0581PERKS	Direct Secondary Student Instruction ASTA	AVTCIA	10	AVTEC IA	1	100.00	Front End Split (FES)	078100080
B81PER	Direct Secondary Student Instruction ASTA	Yes	B0581PERKS	Direct Secondary Student Instruction ASTA	BPERKS	10	Direct Secondary Student Instruction ASTA	1	100.00	Front End Split (FES)	078100080
B81POL	UAF-AVTEC Basic and Advanced Training for Polar Operations	Yes	B4581POLAR	UAF-AVTEC Basic and Advanced Training for Polar Operations	BPOLAR	10	UAF-AVTEC Basic and Advanced Training for Polar Operations	1	100.00	Front End Split (FES)	078100080
B81SAE	AWIB-AVTEC State Apprenticeship Expansion, Equity, & Innov	Yes	B11281SAEE	State Apprenticeship Expansion, Equity, and Innovation	AVTCIA	10	AVTEC IA	1	100.00	Front End Split (FES)	078100080
B81TET	TET DWG Curriculum Build	Yes	B5581TETDW	TET DWG Curriculum Build	BTETDW	05	TET DWG Curriculum Build	1	100.00	Front End Split (FES)	078100080

<b>Report Name</b>	ST0016 - Major Program with Program and Funding Profile
<b>Report User</b>	216490
<b>Selected Report Date</b>	1/24/2023
<b>Selected Major Program Codes</b>	All
<b>Selected Department Codes</b>	07

Major Program	Major Program Name	Active Flag	Program Code	Program Name	Funding Profile	Funding Priority	Funding Profile Name	Funding Line	Reim Percent	Split Indicator	Exp AR Unit
B81UNB	AVTEC FACILITIES MAINTENANCE COSTS UNBUDGETED	Yes	B8182FMUNB	AVTEC FACILITIES MAINTENANCE COSTS UNBUDGETED	BUNBUD	20	AVTEC FACILITIES MAINTENANCE COSTS UNBUDGETED	1	100.00	Front End Split (FES)	078200080
B81WYT	WIOA Youth Program - AVTEC	Yes	B11281WYTH	WIOA Youth Program - AVTEC	AVTCIA	5	AVTEC IA	1	100.00	Front End Split (FES)	078100080
B822AV	GOV-AVTEC Deferred Maintenance	Yes	B01822AVDM	GOV-AVTEC Deferred Maintenance	B02CIP	10	CIP Unbudgeted GOV-AVTEC Deferred Maintenance	1	100.00	Front End Split (FES)	07RS01822
B823AV	Deferred Maintenance, Renovation, and Repair	Yes	B01823AVDM	Deferred Maintenance, Renovation, and Repair	B03CIP	05	Deferred Maintenance, Renovation, and Repair	1	100.00	Front End Split (FES)	07RS01823
B824AV	Statewide Deferred Maintenance CIP 2022	Yes	B01824AVDM	Statewide Deferred Maintenance CIP 2022	B04CIP	05	Statewide Deferred Maintenance CIP 2022	1	100.00	Front End Split (FES)	07RS01824
B82AVT	GOV-AVTEC Deferred Maintenance	Yes	B0182AVTDM	GOV-AVTEC Deferred Maintenance	BAVTDM	10	GOV-AVTEC Deferred Maintenance	1	100.00	Front End Split (FES)	07RS01821
B82AVT	GOV-AVTEC Deferred Maintenance	Yes	B0182AVTDM	GOV-AVTEC Deferred Maintenance	BAVTDM	5	GOV-AVTEC Deferred Maintenance	1	100.00	Front End Split (FES)	07RS01821
B82SWE	Seward Swenson Property Sub-Lease Space AVTEC	Yes	B1082SWENS	DNR-AVTEC Seward Swenson Property	BSWENS	10	Seward Swenson Property Sub-Lease Space AVTEC	1	100.00	Front End Split (FES)	078200080
B82UTI	AVTEC Facilities Maintenance Utilities	Yes	B8182UTILI	AVTEC Facilities Maintenance Utilities	BUTILI	10	AVTEC Facilities Maintenance Utilities	1	100.00	Front End Split (FES)	078201080
BASSUP	Rehabilitation Services_Grants to States CFDA 84.126	Yes	BASICSPETS	Pre Employment Transition Svcs-Student	BSSUPF	10	Basic Support (Clients Services - 100% Federal)	1	100.00	Front End Split (FES)	077200050
BASSUP	Rehabilitation Services_Grants to States CFDA 84.126	Yes	BASICSUPPT	Basic Support (Client Services)	BSSUPF	10	Basic Support (Clients Services - 100% Federal)	1	100.00	Front End Split (FES)	077200050
BASSUP	Rehabilitation Services_Grants to States CFDA 84.126	Yes	BASICSUPPT	Basic Support (Client Services)	BSSUPG	10	Basic Support (Clients Services - 100% GFM)	1	100.00	Front End Split (FES)	077200031
BASSUP	Rehabilitation Services_Grants to States CFDA 84.126	Yes	BASICSUPPT	Basic Support (Client Services)	CSBS01	10	Basic Support (Client Services)	1	100.00	Front End Split (FES)	077200050
BASSUP	Rehabilitation Services_Grants to States CFDA 84.126	Yes	BASICSUPPT	Basic Support (Client Services)	CSBS01	10	Basic Support (Client Services)	2	0.00	Front End Split (FES)	077200031
BASSUP	Rehabilitation Services_Grants to States CFDA 84.126	Yes	BASICSUPSP	Basic Support (Special Projects)	BSSUPS	10	Basic Support (Special Projects-100% Federal)	1	100.00	Front End Split (FES)	077500050
BASSUP	Rehabilitation Services_Grants to States CFDA 84.126	Yes	BASICSUPTG	Basic Support (Client Services) GFM	BSSUPG	10	Basic Support (Clients Services - 100% GFM)	1	100.00	Front End Split (FES)	077200031
BASSUP	Rehabilitation Services_Grants to States CFDA 84.126	Yes	MSINDBSFED	MS Indirect Basic Support federal	INDRCT	10	DLWD Federal Indirect	1	100.00	Front End Split (FES)	071400050
BASSUP	Rehabilitation Services_Grants to States CFDA 84.126	Yes	MSINDBSFY	MS Indirect for Prior Yr BS federal	INDRCT	10	DLWD Federal Indirect	1	100.00	Front End Split (FES)	071400050
BASSUP	Rehabilitation Services_Grants to States CFDA 84.126	Yes	MSINDBSGFM	MS Indirect Basic Support match	INDRCG	10	MS Indirect for BS GF Match	1	100.00	Front End Split (FES)	077200031
BASSUP	Rehabilitation Services_Grants to States CFDA 84.126	Yes	MSINDBSPET	MS Indirect for BS PETS	INDRCT	10	DLWD Federal Indirect	1	100.00	Front End Split (FES)	071400050
BASSUP	Rehabilitation Services_Grants to States CFDA 84.126	Yes	VRINDBSFED	VR Indirect Basic Support federal	VRINDR	10	DVR Federal Indirect	1	100.00	Front End Split (FES)	077100050
BASSUP	Rehabilitation Services_Grants to States CFDA 84.126	Yes	VRINDBSGFM	VR Indirect Basic Support match	VRINDM	10	Voc Rehab Indirect for Match	1	100.00	Front End Split (FES)	077200031
BASSUP	Rehabilitation Services_Grants to States CFDA 84.126	Yes	VRINDBSPET	VR Indirect for BS PETS	VRINDR	10	DVR Federal Indirect	1	100.00	Front End Split (FES)	077100050
BDPOPS	DP Operations Management and Network Services	Yes	B0717DPOPS	DP Operations Management and Network Services	BDPOPS	10	DOL DP OPS	1	100.00	Front End Split (FES)	071700080
BEPCHA	State Chance Business Enterprise Program	Yes	BEPCHANCES	State Chance Business Enterprise Program	CHNCEF	10	State Chance	1	100.00	Front End Split (FES)	077200068
BEPRAN	Federal Randolph Shepard Business Enterprise Program	Yes	BEPRANDLPH	Federal Randolph Shepard Business Enterprise Program	SHPRDF	10	Federal Shepard	1	100.00	Front End Split (FES)	077200069

<b>Report Name</b>	ST0016 - Major Program with Program and Funding Profile
<b>Report User</b>	216490
<b>Selected Report Date</b>	1/24/2023
<b>Selected Major Program Codes</b>	All
<b>Selected Department Codes</b>	07

Major Program	Major Program Name	Active Flag	Program Code	Program Name	Funding Profile	Funding Priority	Funding Profile Name	Funding Line	Reim Percent	Split Indicator	Exp AR Unit
BLSOSH	Compensation and Working Conditions CFDA 17.005	Yes	ANNLSURFED	Annual Survey Fed	BLOSHF	10	071800050 - BLSOSH	1	100.00	Front End Split (FES)	071800050
BLSOSH	Compensation and Working Conditions CFDA 17.005	Yes	ANNLSURVEY	Annual Survey	BLOSHF	10	BLSOSH Split Fed 50%/WSCAA 50%	1	50.00	Front End Split (FES)	071800050
BLSOSH	Compensation and Working Conditions CFDA 17.005	Yes	ANNLSURVEY	Annual Survey	BLOSHF	10	BLSOSH Split Fed 50%/WSCAA 50%	2	50.00	Front End Split (FES)	071800060
BLSOSH	Compensation and Working Conditions CFDA 17.005	Yes	ANNLSURVEY	Annual Survey	BLOSHF	10	071800050 - BLSOSH	1	100.00	Front End Split (FES)	071800050
BLSOSH	Compensation and Working Conditions CFDA 17.005	Yes	ANNLSURVEY	Annual Survey	BLOSHW	10	071800060 - BLSOSH	1	100.00	Front End Split (FES)	071800060
BLSOSH	Compensation and Working Conditions CFDA 17.005	Yes	ANNLSURWSC	Annual Survey WSC	BLOSHW	10	071800060 - BLSOSH	1	100.00	Front End Split (FES)	071800060
BLSOSH	Compensation and Working Conditions CFDA 17.005	Yes	CFOIBLSFED	Census of Fatal Occupational Injuries (CFOI) Fed	BLOSHF	10	071800050 - BLSOSH	1	100.00	Front End Split (FES)	071800050
BLSOSH	Compensation and Working Conditions CFDA 17.005	Yes	CFOIBLSOSH	Census of Fatal Occupational Injuries (CFOI)	BLOSHW	10	BLSOSH Split Fed 50%/WSCAA 50%	1	50.00	Front End Split (FES)	071800050
BLSOSH	Compensation and Working Conditions CFDA 17.005	Yes	CFOIBLSOSH	Census of Fatal Occupational Injuries (CFOI)	BLOSHW	10	BLSOSH Split Fed 50%/WSCAA 50%	2	50.00	Front End Split (FES)	071800060
BLSOSH	Compensation and Working Conditions CFDA 17.005	Yes	CFOIBLSOSH	Census of Fatal Occupational Injuries (CFOI)	BLOSHF	10	071800050 - BLSOSH	1	100.00	Front End Split (FES)	071800050
BLSOSH	Compensation and Working Conditions CFDA 17.005	Yes	CFOIBLSOSH	Census of Fatal Occupational Injuries (CFOI)	BLOSHW	10	071800060 - BLSOSH	1	100.00	Front End Split (FES)	071800060
BLSOSH	Compensation and Working Conditions CFDA 17.005	Yes	CFOIBLSWSC	Census of Fatal Occupational Injuries (CFOI)	BLOSHW	10	071800060 - BLSOSH	1	100.00	Front End Split (FES)	071800060
BLSOSH	Compensation and Working Conditions CFDA 17.005	Yes	MSINDANSRF	MS Indirect for Annual Survey federal	INDRCT	10	BLSOSH Federal Indirect	1	100.00	Front End Split (FES)	071400050
BLSOSH	Compensation and Working Conditions CFDA 17.005	Yes	MSINDANSRW	MS Indirect for Annual Survey WSCAA	INDRCW	10	BLSOSH WSCAA Indirect	1	100.00	Front End Split (FES)	071800060
BLSOSH	Compensation and Working Conditions CFDA 17.005	Yes	MSINDCFOIF	MS Indirect for CFOI federal	INDRCT	10	BLSOSH Federal Indirect	1	100.00	Front End Split (FES)	071400050
BLSOSH	Compensation and Working Conditions CFDA 17.005	Yes	MSINDCFOIW	MS Indirect for CFOI WSCAA	INDRCW	10	BLSOSH WSCAA Indirect	1	100.00	Front End Split (FES)	071800060
BWDWIB	WD-WIB Oversight	Yes	B5512WIBST	WD-WIB Oversight - OS STEP	BWORKD	10	WD-WIB Oversight	1	100.00	Front End Split (FES)	071120080
BWDWIB	WD-WIB Oversight	Yes	B5512WIBWI	WD-WIB Oversight	BWORKD	10	WD-WIB Oversight	1	100.00	Front End Split (FES)	071120080
BWDWIB	WD-WIB Oversight	Yes	B5512WORKD	WD-WIB Oversight	BWORKD	10	WD-WIB Oversight	1	100.00	Front End Split (FES)	071120080
BWDWIB	WD-WIB Oversight	Yes	B5561WORKD	WD-WIB Oversight	BWORKD	10	WD-WIB Oversight	1	100.00	Front End Split (FES)	071120080
CDCCH	Community Health Workers	Yes	CDCCHWWIB	Community Health Workers for Public Health Response and Resi	WIBFED	10	071120050 WIB FED	1	100.00	Front End Split (FES)	071120050
CENSUS	CENSUS 2020	Yes	CENSUS0000	CENSUS 2020	CENSUS	10	071800050- Census 2020	1	100.00	Front End Split (FES)	071800050
CENSUS	CENSUS 2020	Yes	MSINDCENSU	MS Indirect for CENSUS	INDRCT	10	071400050- Census 2020	1	100.00	Front End Split (FES)	071400050
CFIPSE	AVTEC CARES HEER FIPSE CFDA 84.425N	Yes	CARESFIPISE	AVTEC CARES FIPSE	CFIPSE	10	078100050- AVTEC FED	1	100.00	Front End Split (FES)	078100050
CFIPSE	AVTEC CARES HEER FIPSE CFDA 84.425N	Yes	MSINDFIPSE	MS Indirect FIPSE	INDRCT	10	071400050- MS Indirect	1	100.00	Front End Split (FES)	071400050
CHEERF	AVTEC CARES Higher Ed Emergency Relief Fund CFDA 84.425E	Yes	CARESAARPS	AVTEC CARES Grant	AVTCVF	10	AVT Supplemental FED	1	100.00	Front End Split (FES)	078100051
CHEERF	AVTEC CARES Higher Ed Emergency Relief Fund CFDA 84.425E	Yes	CARESAARPS	AVTEC CARES Grant	AVTCVF	20	AVT Supplemental FED	1	100.00	Front End Split (FES)	078122251
CHEERF	AVTEC CARES Higher Ed Emergency Relief Fund CFDA 84.425E	Yes	CARESHEERF	AVTEC CARES IHE ERF	CHEERF	10	078100050 - AVT CARES FED	1	100.00	Front End Split (FES)	078100050
CHEERF	AVTEC CARES Higher Ed Emergency Relief Fund CFDA 84.425E	Yes	CRRSSA20AS	AVTEC CARES Grant	CHEERF	10	078100050 - AVT CARES FED	1	100.00	Front End Split (FES)	078100050

<b>Report Name</b>	ST0016 - Major Program with Program and Funding Profile
<b>Report User</b>	216490
<b>Selected Report Date</b>	1/24/2023
<b>Selected Major Program Codes</b>	All
<b>Selected Department Codes</b>	07

Major Program	Major Program Name	Active Flag	Program Code	Program Name	Funding Profile	Funding Priority	Funding Profile Name	Funding Line	Reim Percent	Split Indicator	Exp AR Unit
CHEERF	AVTEC CARES Higher Ed Emergency Relief Fund CFDA 84.425E	Yes	MSINDHEERF	MS Indirect for CHEERF	INDRCT	10	071400050 - MS indirect	1	100.00	Front End Split (FES)	071400050
CHEERI	AVTEC CARES HEER Fund - Institution CFDA 84.425F	Yes	CARESAARPI	AVTEC CARES Act-Institutional Portion	AVTCVF	10	AVT Supplemental FED	1	100.00	Front End Split (FES)	078100051
CHEERI	AVTEC CARES HEER Fund - Institution CFDA 84.425F	Yes	CARESAARPI	AVTEC CARES Act-Institutional Portion	AVTCVF	20	AVT Supplemental FED	1	100.00	Front End Split (FES)	078122251
CHEERI	AVTEC CARES HEER Fund - Institution CFDA 84.425F	Yes	CARESHEERI	AVTEC CARES IHE ERF Institution	CHEERI	10	078100050 - AVT CARES FED	1	100.00	Front End Split (FES)	078100050
CHEERI	AVTEC CARES HEER Fund - Institution CFDA 84.425F	Yes	CRRSSA20AI	CARESA Act Grant - Institutional Portion	CHEERI	10	078100050 - AVT CARES FED	1	100.00	Front End Split (FES)	078100050
CHEERI	AVTEC CARES HEER Fund - Institution CFDA 84.425F	Yes	MSINDHEERI	MS Indirect for CHEERI	INDRCT	10	071400050- MS Indirect	1	100.00	Front End Split (FES)	071400050
D42CON	Construction Contractor and Electrical/Mechanical Admin	Yes	B0842CONST	CED CON Electric/Mech WH	BWHCON	10	Construction Contractor Wage & Hour	1	100.00	Front End Split (FES)	074200080
D42CON	Construction Contractor and Electrical/Mechanical Admin	Yes	B0842CONST	CED CON Electric/Mech WH	WH00IA	10	WAGE & HOUR IA	1	100.00	Front End Split (FES)	074200080
D42CON	Construction Contractor and Electrical/Mechanical Admin	Yes	B0843CONST	CED CON Electric/Mech MI	BMICON	10	Construction Contractor Mechanical Inspection	1	100.00	Front End Split (FES)	074300080
D42CON	Construction Contractor and Electrical/Mechanical Admin	Yes	B0843CONST	CED CON Electric/Mech MI	MI00IA	10	MECHANICAL INSPECTION IA	1	100.00	Front End Split (FES)	074300080
D60001	Energy Costs and Rural Alaska Out-migration: AkDOL&WD	Yes	B0818AEARM	Energy Costs and Rural Alaska Out-migration: AkDOL&WD	BAEARM	10	Energy Costs and Rural Alaska Out-migration: AkDOL&WD	1	100.00	Front End Split (FES)	071800080
D60001	Energy Costs and Rural Alaska Out-migration: AkDOL&WD	Yes	D086000100	Energy Costs and Rural Alaska Out-migration: AkDOL&WD	600011	10	D60001-Energy Costs and Rural Alaska Out-migration: AkDOL&WD	1	100.00	Front End Split (FES)	071800080
D60052	CNA Testing Space and Equipment Usage	Yes	B0881CNAXX	CNA Testing Space and Equipment Usage	BCNAXX	10	CNA Testing Space and Equipment Usage	1	100.00	Front End Split (FES)	078100080
D60052	CNA Testing Space and Equipment Usage	Yes	D086005200	CNA Testing Space and Equipment Usage	600521	10	D60052-CNA Testing Space and Equipment Usage	1	100.00	Front End Split (FES)	078100080
D60054	Construction Contractor Enforcement Program and Electrical/M	Yes	D086005400	Construction Contractor Enforcement Program and Electrical/M	600540	10	D60054-Construction Contractor Enforcement Program and Elect	1	14.34	Front End Split (FES)	074200080
D60054	Construction Contractor Enforcement Program and Electrical/M	Yes	D086005400	Construction Contractor Enforcement Program and Electrical/M	600540	10	D60054-Construction Contractor Enforcement Program and Elect	2	85.66	Front End Split (FES)	074300080
D60223	Bulk Fuel & Power Plant Operator Training	Yes	B0881BULKF	Bulk Fuel & Power Plant Operator Training	AVTCIA	10	AVTEC IA	1	100.00	Front End Split (FES)	078100080
D60223	Bulk Fuel & Power Plant Operator Training	Yes	B0881BULKF	Bulk Fuel & Power Plant Operator Training	BBULKF	10	Bulk Fuel & Power Plant Operator Training	1	100.00	Front End Split (FES)	078100080
DEI0ES	Disability Employment Initiative (DEI) CFDA 17.207	Yes	DEI00000WD	Disability Employment Initiative Workforce Development	DEI0WD	10	075500050 - DEI	1	100.00	Front End Split (FES)	075500050
DEI0ES	Disability Employment Initiative (DEI) CFDA 17.207	Yes	DEI00000WS	Disability Employment Initiative Workforce Services	DEI0WS	10	075300050 - DEI	1	100.00	Front End Split (FES)	075300050
DEI0ES	Disability Employment Initiative (DEI) CFDA 17.207	Yes	ETINDEI0D	ETS Indirect for DEI WD	ETINDR	10	DEI0ES DETS Indirect	1	100.00	Front End Split (FES)	075110050
DEI0ES	Disability Employment Initiative (DEI) CFDA 17.207	Yes	ETINDEI0S	ETS Indirect for DEI WS	ETINDR	10	DEI0ES DETS Indirect	1	100.00	Front End Split (FES)	075110050
DEI0ES	Disability Employment Initiative (DEI) CFDA 17.207	Yes	MSINDEI0D	MS Indirect for DEI WD	INDRCT	10	DLWD Federal Indirect	1	100.00	Front End Split (FES)	071400050
DEI0ES	Disability Employment Initiative (DEI) CFDA 17.207	Yes	MSINDEI0S	DEI MS INDIRECT	INDRCT	10	DLWD Federal Indirect	1	100.00	Front End Split (FES)	071400050
DENALI	Denali Commission CFDA 90.100	Yes	DISTRESLMI	Distressed Community	DC0001	10	Distressed Community	1	100.00	Front End Split (FES)	071800050

<b>Report Name</b>	ST0016 - Major Program with Program and Funding Profile
<b>Report User</b>	216490
<b>Selected Report Date</b>	1/24/2023
<b>Selected Major Program Codes</b>	All
<b>Selected Department Codes</b>	07

Major Program	Major Program Name	Active Flag	Program Code	Program Name	Funding Profile	Funding Priority	Funding Profile Name	Funding Line	Reim Percent	Split Indicator	Exp AR Unit
DENALI	Denali Commission CFDA 90.100	Yes	DISTRSINDR	Distressed Community Indirect	INDRCT	10	DLWD Federal Indirect	1	100.00	Front End Split (FES)	071400050
DENCOM	Denali Commission Reality Spectrum for Maritime CFDA 90.100	Yes	DCMARITIME	Reality Spectrum for Maritime Distance	AVTE01	10	078100050 - AVTEC	1	100.00	Front End Split (FES)	078100050
DENCOM	Denali Commission Reality Spectrum for Maritime CFDA 90.100	Yes	MSINDDCMAR	MS Indirect for DC Maritime Distance	INDRCT	10	071400050 - MS Indirect	1	100.00	Front End Split (FES)	071400050
DIRLON	Federal Direct Student Loans CFDA 84.268	Yes	PARENTPLUS	Direct Student Loans-Parent Plus	AVTE01	10	AVTEC	1	100.00	Front End Split (FES)	078100050
DIRLON	Federal Direct Student Loans CFDA 84.268	Yes	SUBSIDIZED	Direct Student Loans-Subsidized	AVTE01	10	AVTEC	1	100.00	Front End Split (FES)	078100050
DIRLON	Federal Direct Student Loans CFDA 84.268	Yes	UNSUBSDIZD	Direct Student Loans-Unsubsidized	AVTE01	10	AVTEC	1	100.00	Front End Split (FES)	078100050
DVOP00	Disable Veterans' Outreach Program (DVOP) CFDA 17.801	Yes	DVOP000001	Disabled Veterans' Outreach Program	DVOPWS	10	075300050 - DVOP	1	100.00	Front End Split (FES)	075300050
DVOP00	Disable Veterans' Outreach Program (DVOP) CFDA 17.801	Yes	ETINDDVOPS	ETS Indirect for DVOP WS	ETINDR	10	DVOP DETS Indirect	1	100.00	Front End Split (FES)	075110050
DVOP00	Disable Veterans' Outreach Program (DVOP) CFDA 17.801	Yes	MSINDDVOPS	DVOP MSINDIRECT	INDRCT	10	DLWD Federal Indirect	1	100.00	Front End Split (FES)	071400050
E56001	Braille Service Support to School Districts	Yes	E056001200	Braille Service Support to School Districts	600124	10	Braille Service Support to School Districts	1	100.00	Front End Split (FES)	077500080
E60010	Carl Perkins Postsecondary Career and Technical Education	Yes	E056001000	Carl Perkins Postsecondary Career and Technical Education	600100	10	E60010-Carl Perkins Postsecondary Career and Technical Educa	1	100.00	Front End Split (FES)	078100080
E60012	Braille Service Support to School Districts	Yes	B0575BRAIL	Braille Services Support to School Districts	BBRAIL	10	Braille Services Support to School Districts	1	100.00	Front End Split (FES)	077500080
E60012	Braille Service Support to School Districts	Yes	B0575BRAIL	Braille Services Support to School Districts	SP00IA	10	Special Projects IA	1	100.00	Front End Split (FES)	077500080
E60012	Braille Service Support to School Districts	Yes	E056001201	Braille Service Support to School Districts	600124	10	Braille Service Support to School Districts	1	100.00	Front End Split (FES)	077500080
E60084	AWIB Fees	Yes	B0512DEEDX	AWIB Fees DEED	BDEEDX	10	AWIB Fees DEED	1	100.00	Front End Split (FES)	071120080
E60084	AWIB Fees	Yes	B0561DEEDX	AWIB Fees DEED	BDEEDX	10	AWIB Fees DEED	1	100.00	Front End Split (FES)	071120080
E60102	Perkins Accountability Data Reporting	Yes	B0518PERKN	Perkins Accountability Data Reporting	BPERKN	10	Perkins Accountability Data Reporting	1	100.00	Front End Split (FES)	071800080
E60102	Perkins Accountability Data Reporting	Yes	B0518PERKN	Perkins Accountability Data Reporting	LM00IA	10	Labor Market Information	1	100.00	Front End Split (FES)	071800080
E60102	Perkins Accountability Data Reporting	Yes	E056010200	Perkins Accountability Data Reporting	601020	10	E60102-Perkins Accountability Data Reporting	1	100.00	Front End Split (FES)	071800080
E60159	Carl Perkins Postsecondary Planning EL 16.170.05	Yes	E056015900	Carl Perkins Postsecondary Planning EL 16.170.05	601590	10	Carl Perkins Postsecondary Planning EL 16.170.05	1	100.00	Front End Split (FES)	078100080
E60162	ACPE Statewide Longitudinal Data System Partnership	Yes	E056016200	ACPE Statewide Longitudinal Data System Partnership	601620	10	E60162-ACPE Statewide Longitudinal Data System Partnership	1	100.00	Front End Split (FES)	071800080
E60269	School Bus Driver Instructor Certification & Recertification	Yes	B0581SCBUS	School Bus Driver Instructor Certification & Recertification	AVTCIA	10	AVTEC IA	1	100.00	Front End Split (FES)	078100080
E60269	School Bus Driver Instructor Certification & Recertification	Yes	B0581SCBUS	School Bus Driver Instructor Certification & Recertification	BSCBUS	10	School Bus Driver Instructor Certification & Recertification	1	100.00	Front End Split (FES)	078100080
E60269	School Bus Driver Instructor Certification & Recertification	Yes	E056026900	School Bus Driver Instructor Certification & Recertification	602690	10	E60269 - School Bus Driver Instructor Certification	1	100.00	Front End Split (FES)	078100080
EUC000	Emergency Unemployment Compensation (EUC)CFDA 17.225	Yes	EUC0000000	Emergency Unemployment Compensation	EUC0UI	10	Emergency Unemployment Compensation	1	100.00	Front End Split (FES)	075700050



<b>Report Name</b>	ST0016 - Major Program with Program and Funding Profile
<b>Report User</b>	216490
<b>Selected Report Date</b>	1/24/2023
<b>Selected Major Program Codes</b>	All
<b>Selected Department Codes</b>	07

Major Program	Major Program Name	Active Flag	Program Code	Program Name	Funding Profile	Funding Priority	Funding Profile Name	Funding Line	Reim Percent	Split Indicator	Exp AR Unit
EUC000	Emergency Unemployment Compensation (EUC)CFDA 17.225	Yes	EUC0000001	Emergency Unemployment Compensation	EUC0UI	10	Emergency Unemployment Compensation	1	100.00	Front End Split (FES)	075700050
FBONDS	Fidelity Bonding Demonstration Grant CFDA 17.270	Yes	FBONDMRKTG	Fidelity Bonding Marketing & Outreach	FBONDS	10	075500050 - Fidelity Bonding Demonstration Grant	1	100.00	Front End Split (FES)	075500050
FBONDS	Fidelity Bonding Demonstration Grant CFDA 17.270	Yes	FIDELBONDS	Fidelity Bonding Demo - Bond Exp	FBONDS	10	075500050 - Fidelity Bonding Demonstration Grant	1	100.00	Front End Split (FES)	075500050
GED000	General Education Development (GED) Program	Yes	GED0000000	General Education Development (GED) Program	GEDWD0	10	GED	1	100.00	Front End Split (FES)	075500031
GFPR00	Unemployment Insurance STAT	Yes	UIRELCONFI	UI STAT	UIGFPR	10	UI STAT	1	100.00	Front End Split (FES)	075700040
H18DEM	H&SS Population Estimates-Demographic Support	Yes	B0618DEMOG	H&SS Population Estimates-Demographic Support	BDEMOG	10	H&SS Population Estimates-Demographic Support	1	100.00	Front End Split (FES)	071800080
H18DEM	H&SS Population Estimates-Demographic Support	Yes	B0618DEMOG	H&SS Population Estimates-Demographic Support	LMI0IA	10	Labor Market Information IA	1	100.00	Front End Split (FES)	071800080
H60244	Seward Lease Space at AVTEC	Yes	B0682LEASE	Seward Lease Space at AVTEC	BLEASE	10	Seward Lease Space at AVTEC	1	100.00	Front End Split (FES)	078200080
H60244	Seward Lease Space at AVTEC	Yes	H066024400	Seward Lease Space at AVTEC	602440	10	H60244-Seward Lease Space at AVTEC	1	100.00	Front End Split (FES)	078200080
H60510	AWIB Oversight - Funding from DPA	Yes	B0612HSSDP	AWIB Oversight - from HSS DPA	BHSSDP	10	AWIB Oversight - Funding from DPA	1	100.00	Front End Split (FES)	071120080
H60510	AWIB Oversight - Funding from DPA	Yes	B0661HSSDP	AWIB Oversight - Funding from DPA	BHSSDP	10	AWIB Oversight - Funding from DPA	1	100.00	Front End Split (FES)	071120080
H60559	Alaska Occupational Information Database	Yes	B0618AKODB	Alaska Occupational Information Database	BAKODB	10	Alaska Occupational Information Database	1	100.00	Front End Split (FES)	071800080
H60559	Alaska Occupational Information Database	Yes	B0618AKODB	Alaska Occupational Information Database	LMI0IA	10	Labor Market Information IA	1	100.00	Front End Split (FES)	071800080
H60559	Alaska Occupational Information Database	Yes	H066055900	Alaska Occupational Information Database	605590	10	H60559 - Alaska Occupational Information Database	1	100.00	Front End Split (FES)	071800080
H74DDS	Disability Determination Services for Medicaid Recipients	Yes	B0674DDSMR	Disability Determination Services for Medicaid Recipients	BDDSMR	10	DDS for Medicaid Recipients	1	100.00	Front End Split (FES)	077400080
H74DDS	Disability Determination Services for Medicaid Recipients	Yes	B0674DDSMR	Disability Determination Services for Medicaid Recipients	DDS0IA	10	Disability Determination IA	1	100.00	Front End Split (FES)	077400080
ILOBLN	Rehab Svc_Ind Living Svc-Older Blind Individuals CFDA 84.177	Yes	ILODLBLGFM	Independent Living Older Blind	SP0GFM	10	077500031 - Special Projects GFM	1	100.00	Front End Split (FES)	077500031
ILOBLN	Rehab Svc_Ind Living Svc-Older Blind Individuals CFDA 84.177	Yes	ILODLBLIND	Independent Living Older Blind	SP0FED	10	077500050 - Special Projects FED	1	100.00	Front End Split (FES)	077500050
ILOBLN	Rehab Svc_Ind Living Svc-Older Blind Individuals CFDA 84.177	Yes	MSINDSPOBL	MS Indirect Special Projs Older Blind	INDRCT	10	DLWD Federal Indirect	1	100.00	Front End Split (FES)	071400050
ILOBLN	Rehab Svc_Ind Living Svc-Older Blind Individuals CFDA 84.177	Yes	VRINDSPOBL	VR Indirect Special Projs Older Blind	VRINDR	10	DVR Federal Indirect	1	100.00	Front End Split (FES)	077100050
JBFAIR	Job Fair Program Receipts	Yes	JBFAIRPGRT	Job Fair Program Receipts	WPJOBF	10	Workforce Service Program Receipts (Job Fair)	1	100.00	Front End Split (FES)	075300041
LABCER	Temporary Labor Certification for Foreign Workrs CFDA 17.273	Yes	ETINDLABCD	ETS Indirect for Labor Certification WD	ETINDR	10	Labor Cert DETS Indirect	1	100.00	Front End Split (FES)	075110050
LABCER	Temporary Labor Certification for Foreign Workrs CFDA 17.273	Yes	LABORCERTO	Temporary Labor Certification for Foreign Workers	LABCWD	10	075500050 - Labor Certification	1	100.00	Front End Split (FES)	075500050
LABCER	Temporary Labor Certification for Foreign Workrs CFDA 17.273	Yes	MSINDLABCD	LABOR CERT MSINDIRECT	INDRCT	10	DLWD Federal Indirect	1	100.00	Front End Split (FES)	071400050
LFSTAT	Labor Force Statistics CFDA 17.002	Yes	CES0BLSLMI	Current Employment Statistic (CES)	LFSTAT	10	071800050 - Labor Force Statistics	1	100.00	Front End Split (FES)	071800050
LFSTAT	Labor Force Statistics CFDA 17.002	Yes	ES202BLSLMI	Employee & Wage Records (ES-202)	LFSTAT	10	071800050 - Labor Force Statistics	1	100.00	Front End Split (FES)	071800050

Report Name	ST0016 - Major Program with Program and Funding Profile
Report User	216490
Selected Report Date	1/24/2023
Selected Major Program Codes	All
Selected Department Codes	07

Major Program	Major Program Name	Active Flag	Program Code	Program Name	Funding Profile	Funding Priority	Funding Profile Name	Funding Line	Reim Percent	Split Indicator	Exp AR Unit
LFSTAT	Labor Force Statistics CFDA 17.002	Yes	LAUSBLSLMI	Local Area Unemployment Statistics (LAUS)	LFSTAT	10	071800050 - Labor Force Statistics	1	100.00	Front End Split (FES)	071800050
LFSTAT	Labor Force Statistics CFDA 17.002	Yes	MSINDCES00	MS Indirect for Current Employment Statistic (CES)	INDRCT	10	LFSTAT Federal Indirect	1	100.00	Front End Split (FES)	071400050
LFSTAT	Labor Force Statistics CFDA 17.002	Yes	MSINDES202	MS Indirect for Employee & Wage Records (ES-202)	INDRCT	10	LFSTAT Federal Indirect	1	100.00	Front End Split (FES)	071400050
LFSTAT	Labor Force Statistics CFDA 17.002	Yes	MSINDLAUS0	MS Indirect for Local Area Unemployment Statistics (LAUS)	INDRCT	10	LFSTAT Federal Indirect	1	100.00	Front End Split (FES)	071400050
LFSTAT	Labor Force Statistics CFDA 17.002	Yes	MSINDOES00	MS Indirect for Occupational Employment Statistics (OES)	INDRCT	10	LFSTAT Federal Indirect	1	100.00	Front End Split (FES)	071400050
LFSTAT	Labor Force Statistics CFDA 17.002	Yes	MSINDOESW2	MS Indirect for OEWSAAMC00	INDRCT	10	LFSTAT Federal Indirect	1	100.00	Front End Split (FES)	071400050
LFSTAT	Labor Force Statistics CFDA 17.002	Yes	OES0BLSLMI	Occupational Employment Statistics (OES)	LFSTAT	10	071800050 - Labor Force Statistics	1	100.00	Front End Split (FES)	071800050
LFSTAT	Labor Force Statistics CFDA 17.002	Yes	OEWSAAMC00	Occupational Employment and Wage Statistics (OEWWS)	LFSTAT	10	071800050 - Labor Force Statistics	1	100.00	Front End Split (FES)	071800050
LSTATS	Labor Force Statistics CFDA 17.002	Yes	CES0000LMI	Current Employment Statistic (CES)	LFS001	10	Labor Force Statistics	1	100.00	Front End Split (FES)	071800050
LSTATS	Labor Force Statistics CFDA 17.002	Yes	CES0000LMI	Current Employment Statistic (CES)	LFS001	99	Labor Force Statistics	1	100.00	Front End Split (FES)	071800030
LSTATS	Labor Force Statistics CFDA 17.002	Yes	CESINDIRECT	CES Indirect Federal	INDRCT	10	DLWD Federal Indirect	1	100.00	Front End Split (FES)	071400050
LVER00	Local Veterans Employment Representative Program CFDA 17.804	Yes	ETINDLVERD	ETS Indirect for LVER WD	ETINDR	10	LVER DETS Indirect	1	100.00	Front End Split (FES)	075110050
LVER00	Local Veterans Employment Representative Program CFDA 17.804	Yes	ETINDLVERS	ETS Indirect for LVER WS	ETINDR	10	LVER DETS Indirect	1	100.00	Front End Split (FES)	075110050
LVER00	Local Veterans Employment Representative Program CFDA 17.804	Yes	LVER0000WD	Local Veterans' Employment Representative Program Wrkfrc Dev	LVERWD	10	LVER WD	1	100.00	Front End Split (FES)	075500050
LVER00	Local Veterans Employment Representative Program CFDA 17.804	Yes	LVER0000WS	Local Veterans' Employment Representative Prgrm Wrkfrc Srvc	LVERWS	10	LVER WS	1	100.00	Front End Split (FES)	075300050
LVER00	Local Veterans Employment Representative Program CFDA 17.804	Yes	LVERINCVWD	LVER Incentive Award	LVINCD	10	LVER INCENTIVE WD	1	100.00	Front End Split (FES)	075500050
LVER00	Local Veterans Employment Representative Program CFDA 17.804	Yes	MSINDLVERD	MS Indirect for LVER WD	INDRCT	10	DLWD Federal Indirect	1	100.00	Front End Split (FES)	071400050
LVER00	Local Veterans Employment Representative Program CFDA 17.804	Yes	MSINDLVERS	LVER MSINDIRECT	INDRCT	10	DLWD Federal Indirect	1	100.00	Front End Split (FES)	071400050
MHTAAR	Mental Health Trust Authority Authorized Receipts (MHTAAR)	Yes	MHTAAR00WS	Mental Health Trust Authority Authorized Receipts (MHTAAR)	WSMHTA	10	WSMHTA	1	100.00	Front End Split (FES)	075300100
N44JPO	Support to the SPCO/JPO [ADOLWD]	Yes	B1044PIPEL	Support to the SPCO/JPO	BPIPEL	10	Support to the SPCO/JPO [ADOLWD]	1	100.00	Front End Split (FES)	074400080
N44JPO	Support to the SPCO/JPO [ADOLWD]	Yes	B1044PIPEL	Support to the SPCO/JPO One Stop LMI Indirect Federal	OSH0IA	10	Occupational Safety and Health IA DLWD Federal Indirect	1	100.00	Front End Split (FES)	074400080
ONESTP	One Stop CFDA 17.207	Yes	ONESTOPIND	One Stop	INDRCT	10	One Stop LMI	1	100.00	Front End Split (FES)	071400050
ONESTP	One Stop CFDA 17.207	Yes	ONESTOPLMI	One Stop	ONESTP	10	One Stop LMI	1	100.00	Front End Split (FES)	071800050
OPIOID	WIA/WIOA Dislocated Worker National Reserve Grant CFDA17.280	Yes	ETINDDWOP	ETS Indirect for OPIOID WD	ETINDR	10	OPIOID DETS Indirect	1	100.00	Front End Split (FES)	075110050
OPIOID	WIA/WIOA Dislocated Worker National Reserve Grant CFDA17.280	Yes	MSINDDWOP	MS Indirect for OPIOID WD	INDRCT	10	OPIOID MS Indirect	1	100.00	Front End Split (FES)	071400050
OPIOID	WIA/WIOA Dislocated Worker National Reserve Grant CFDA17.280	Yes	OPIOID00WD	OPIOID Dislocated Worker Workforce Development	OP00WD	10	075500050 - Dislocated Worker OPIOID	1	100.00	Front End Split (FES)	075500050

Report Name	ST0016 - Major Program with Program and Funding Profile
Report User	216490
Selected Report Date	1/24/2023
Selected Major Program Codes	All
Selected Department Codes	07

Major Program	Major Program Name	Active Flag	Program Code	Program Name	Funding Profile	Funding Priority	Funding Profile Name	Funding Line	Reim Percent	Split Indicator	Exp AR Unit
OPIOID	WIA/WIOA Dislocated Worker National Reserve Grant CFDA17.280	Yes	OPIOID00WS	OPIOID Dislocated Worker Workforce Services	OP00WS	10	075300050 - Dislocated Worker OPIOID	1	100.00	Front End Split (FES)	075300050
OVRSTE	WIB Oversight	Yes	WIBOVRSITE	WIB Oversight	WIBRSA	10	WIB Oversight RSA	1	20.52	Front End Split (FES)	071120080
OVRSTE	WIB Oversight	Yes	WIBOVRSITE	WIB Oversight	WIBRSA	10	WIB Oversight RSA	10	10.18	Front End Split (FES)	071120080
OVRSTE	WIB Oversight	Yes	WIBOVRSITE	WIB Oversight	WIBRSA	10	WIB Oversight RSA	2	1.07	Front End Split (FES)	071120080
OVRSTE	WIB Oversight	Yes	WIBOVRSITE	WIB Oversight	WIBRSA	10	WIB Oversight RSA	3	19.22	Front End Split (FES)	071120080
OVRSTE	WIB Oversight	Yes	WIBOVRSITE	WIB Oversight	WIBRSA	10	WIB Oversight RSA	4	3.65	Front End Split (FES)	071120080
OVRSTE	WIB Oversight	Yes	WIBOVRSITE	WIB Oversight	WIBRSA	10	WIB Oversight RSA	5	9.01	Front End Split (FES)	071120080
OVRSTE	WIB Oversight	Yes	WIBOVRSITE	WIB Oversight	WIBRSA	10	WIB Oversight RSA	6	0.91	Front End Split (FES)	071120080
OVRSTE	WIB Oversight	Yes	WIBOVRSITE	WIB Oversight	WIBRSA	10	WIB Oversight RSA	7	18.85	Front End Split (FES)	071120080
OVRSTE	WIB Oversight	Yes	WIBOVRSITE	WIB Oversight	WIBRSA	10	WIB Oversight RSA	8	8.75	Front End Split (FES)	071120080
OVRSTE	WIB Oversight	Yes	WIBOVRSITE	WIB Oversight	WIBRSA	10	WIB Oversight RSA	9	7.84	Front End Split (FES)	071120080
PAN000	PAN Program Receipts	Yes	PANPROGRCT	PAN Program Receipts	WPPAN0	10	Workforce Service Program Receipts (PAN0)	1	100.00	Front End Split (FES)	075300041
PELLGR	Federal Pell Grant Program CFDA 84.063	Yes	PELL0ADMIN	Pell Grants Administration	AVTE01	10	AVTEC	1	100.00	Front End Split (FES)	078100050
PELLGR	Federal Pell Grant Program CFDA 84.063	Yes	PELLPROGRM	Pell Grants Program	AVTE01	10	AVTEC	1	100.00	Front End Split (FES)	078100050
R60003	Child Support Assistance - UI Interface	Yes	B0457CHILD	DOR/UI Child Support Assistance - UI Interface	BCHILD	10	DOR/UI Child Support Assistance - UI Interface	1	100.00	Front End Split (FES)	075700080
R60003	Child Support Assistance - UI Interface	Yes	B0457CHILD	DOR/UI Child Support Assistance - UI Interface	UI00IA	10	UNEMPLOYMENT INSUREANCE IA	1	100.00	Front End Split (FES)	075700080
R60007	Child Support Assistance - Occupational Licensing	Yes	B0443OCLIC	Child Support Assistance - Occupational Licensing	BOCLIC	10	Child Support Assistance - Occupational Licensing	1	100.00	Front End Split (FES)	074300080
R60007	Child Support Assistance - Occupational Licensing	Yes	B0443OCLIC	Child Support Assistance - Occupational Licensing	MI00IA	10	MECHANICAL INSPECTION IA	1	100.00	Front End Split (FES)	074300080
R60007	Child Support Assistance - Occupational Licensing	Yes	R046000700	Child Support Assistance - Occupational Licensing	600070	10	R60007 - Child Support Assistance - Occupational Licensing	1	100.00	Front End Split (FES)	074300080
R60060	Virtual Contact Center	Yes	B0457VRTUL	DOR-UI Virtual Contact Center (PFD)	BVRTUL	10	DOR-UI Virtual Contact Center (PFD)	1	100.00	Front End Split (FES)	075700080
R60060	Virtual Contact Center	Yes	B0457VRTUL	DOR-UI Virtual Contact Center (PFD)	UI00IA	10	UNEMPLOYMENT INSURANCE IA	1	100.00	Front End Split (FES)	075700080
R60076	Alaska Housing Market Indicators	Yes	B0418AHFCC	Alaska Housing	BAHFCC	10	AHFC	1	100.00	Front End Split (FES)	071800080
R60076	Alaska Housing Market Indicators	Yes	B0418AHFCC	Alaska Housing	BAHFCC	20	AHFC	1	100.00	Front End Split (FES)	071800080
R60076	Alaska Housing Market Indicators	Yes	B0418AHFCC	Alaska Housing	LMI0IA	10	Labor Market Information IA	1	100.00	Front End Split (FES)	071800080
R60076	Alaska Housing Market Indicators	Yes	R046007600	Alaska Housing Market Indicators - Operating	600760	10	R60076 - Alaska Housing Market Indicators Operating	1	100.00	Front End Split (FES)	071800080
REEMPL	Remepoyment Svcs & Eligibility Assess (UI) CFDA 17.225	Yes	ETINDRESEA	ETS Indirect RESEA	ETINDR	10	ETS Indirect RESEA	1	100.00	Front End Split (FES)	075110050
REEMPL	Remepoyment Svcs & Eligibility Assess (UI) CFDA 17.225	Yes	MSINDRESEA	MS Indirect RESEA	INDRCT	10	RESEA MS Indirect	1	100.00	Front End Split (FES)	071400050
REEMPL	Remepoyment Svcs & Eligibility Assess (UI) CFDA 17.225	Yes	RESEA00000	Employment Services and Eligibility Assessment	REEMUI	10	RESEA - 075700050	1	100.00	Front End Split (FES)	075700050
REEMPL	Remepoyment Svcs & Eligibility Assess (UI) CFDA 17.225	Yes	RESEA00000	Employment Services and Eligibility Assessment	UI0FED	10	075700050- UI FED	1	100.00	Front End Split (FES)	075700050
REEMPL	Remepoyment Svcs & Eligibility Assess (UI) CFDA 17.225	Yes	RESEA00001	Employment Services and Eligibility Assessment UI31509EZ1	REEMUI	10	RESEA - 075700050	1	100.00	Front End Split (FES)	075700050



<b>Report Name</b>	ST0016 - Major Program with Program and Funding Profile
<b>Report User</b>	216490
<b>Selected Report Date</b>	1/24/2023
<b>Selected Major Program Codes</b>	All
<b>Selected Department Codes</b>	07

Major Program	Major Program Name	Active Flag	Program Code	Program Name	Funding Profile	Funding Priority	Funding Profile Name	Funding Line	Reim Percent	Split Indicator	Exp AR Unit
REO000	Reentry Employment Opportunities CFDA 17.270	Yes	ETINDLEAPD	ETS Indirect for LEAP WD	ETINDR	10	REO DETS Indirect	1	100.00	Front End Split (FES)	075110050
REO000	Reentry Employment Opportunities CFDA 17.270	Yes	ETINDLEAPS	ETS Indirect for LEAP WS	ETINDR	10	REO DETS Indirect	1	100.00	Front End Split (FES)	075110050
REO000	Reentry Employment Opportunities CFDA 17.270	Yes	MSINDLEAPD	MS Indirect for LEAP WD	INDRCT	10	REO MS Indirect	1	100.00	Front End Split (FES)	071400050
REO000	Reentry Employment Opportunities CFDA 17.270	Yes	MSINDLEAPS	MS Indirect for LEAP WS	INDRCT	10	REO MS Indirect	1	100.00	Front End Split (FES)	071400050
RESREA	Reemployment Services and Eligibility Accessment CFDA 17.225	Yes	ETINDRESRE	ETS indirect RESREA	ETINDR	10	075110050- ETS Indirect	1	100.00	Front End Split (FES)	075110050
RESREA	Reemployment Services and Eligibility Accessment CFDA 17.225	Yes	MSINDRESRE	MS Indirect RESREA	INDRCT	10	071400050 - MS Indirect	1	100.00	Front End Split (FES)	071400050
RESREA	Reemployment Services and Eligibility Accessment CFDA 17.225	Yes	RESREA0000	Reemployment Services and Eligibility Accessment	UI0FED	10	075700050- UI FED	1	100.00	Front End Split (FES)	075700050
RSFRFP	Randolph- Shep Financial Relief and Restoration CFDA 84.426A	Yes	MSINDRSFED	MS Indirect Randolph Sheppard Federal	INDRCT	10	071400050 - MS FED	1	100.00	Front End Split (FES)	071400050
RSFRFP	Randolph- Shep Financial Relief and Restoration CFDA 84.426A	Yes	RANSHPFRRP	Federal Randolph Sheppard Financial Relief and Restoration	CS0FED	10	077200050 - CS FED	1	100.00	Front End Split (FES)	077200050
RSFRFP	Randolph- Shep Financial Relief and Restoration CFDA 84.426A	Yes	VRINDRSFED	VR Indirect Randolph Sheppard Federal	VRINDR	10	077100050 - VR FED	1	100.00	Front End Split (FES)	077100050
SCSEP0	Senior Community Service Employment Program CFDA 17.235	Yes	ETINDSCSED	ETS Indirect for SCSEP WD	ETINDR	10	SCSEP DETS Indirect	1	100.00	Front End Split (FES)	075110050
SCSEP0	Senior Community Service Employment Program CFDA 17.235	Yes	ETINDSCSWS	ETS Indirect for SCSEP WS	ETINDR	10	SCSEP DETS Indirect	1	100.00	Front End Split (FES)	075110050
SCSEP0	Senior Community Service Employment Program CFDA 17.235	Yes	MSINDSCSED	SCSEP Federal Indirect	INDRCT	10	DLWD Federal Indirect	1	100.00	Front End Split (FES)	071400050
SCSEP0	Senior Community Service Employment Program CFDA 17.235	Yes	MSINDSCSPP	MS Federal Indirect for SCSEP	INDRCT	10	DLWD Federal Indirect	1	100.00	Front End Split (FES)	071400050
SCSEP0	Senior Community Service Employment Program CFDA 17.235	Yes	MSINDSCSWS	MS Indirect for SCSEP WS	INDRCT	10	DLWD Federal Indirect	1	100.00	Front End Split (FES)	071400050
SCSEP0	Senior Community Service Employment Program CFDA 17.235	Yes	SCSEPATSS0	SCSEP Additional Training & Supportive Svcs	SCSPWD	10	Senior Community Service Employment Program CFDA 17.235	1	100.00	Front End Split (FES)	075500050
SCSEP0	Senior Community Service Employment Program CFDA 17.235	Yes	SCSEPATSSP	SCSEP Add'l Training & Supportive Svcs SP	SP0FED	10	077500050 - Special Projects FED	1	100.00	Front End Split (FES)	077500050
SCSEP0	Senior Community Service Employment Program CFDA 17.235	Yes	SCSEPEWFB0	SCSEP Earned Wages & Fringe Benefits	SCSPWD	10	Senior Community Service Employment Program CFDA 17.235	1	100.00	Front End Split (FES)	075500050
SCSEP0	Senior Community Service Employment Program CFDA 17.235	Yes	SCSEPHQ000	SCSEP Headquarters	SCSPWD	10	Senior Community Service Employment Program CFDA 17.235	1	100.00	Front End Split (FES)	075500050
SCSEP0	Senior Community Service Employment Program CFDA 17.235	Yes	SCSEPHQ0SP	SCSEP Headquarters SP	SP0FED	10	077500050 - Special Projects FED	1	100.00	Front End Split (FES)	077500050
SCSEP0	Senior Community Service Employment Program CFDA 17.235	Yes	SCSEPOEC00	SCSEP Other Enrollees Costs	SCSPWD	10	Senior Community Service Employment Program CFDA 17.235	1	100.00	Front End Split (FES)	075500050
SCSEP0	Senior Community Service Employment Program CFDA 17.235	Yes	SCSEPOECSP	SCSEP Other Enrollees Costs SP	SP0FED	10	077500050 - Special Projects FED	1	100.00	Front End Split (FES)	077500050

<b>Report Name</b>	ST0016 - Major Program with Program and Funding Profile
<b>Report User</b>	216490
<b>Selected Report Date</b>	1/24/2023
<b>Selected Major Program Codes</b>	All
<b>Selected Department Codes</b>	07

Major Program	Major Program Name	Active Flag	Program Code	Program Name	Funding Profile	Funding Priority	Funding Profile Name	Funding Line	Reim Percent	Split Indicator	Exp AR Unit
SCSEP0	Senior Community Service Employment Program CFDA 17.235	Yes	SCSEPOECWS	SCSEP Other Enrollees WS	SCSPWS	10	Senior Community Service Employment Program CFDA 17.235	1	100.00	Front End Split (FES)	075300050
SCSEP0	Senior Community Service Employment Program CFDA 17.235	Yes	SCSEPSTEP0	Senior Community Service Employment Program (STEP Match)	SCSPST	10	SCSEP STEP Match	1	100.00	Front End Split (FES)	075500066
SCSEP0	Senior Community Service Employment Program CFDA 17.235	Yes	SCSEPWFBS	SCSEP Earned Wages & Fringe Benefits SP	SP0FED	10	077500050 - Special Projects FED	1	100.00	Front End Split (FES)	077500050
SCSEP0	Senior Community Service Employment Program CFDA 17.235	Yes	VRINDSCSSP	VR Federal Indirect for SCSEP	VRINDR	10	DVR Federal Indirect	1	100.00	Front End Split (FES)	077100050
SEMPYO	Supported Employment Svc- Youth CFDA 84.187	Yes	SEMPYTHGFM	Supported Employment Youth GFM	SP0GFM	10	077500031 - Special Projects GFM	1	100.00	Front End Split (FES)	077500031
SEMPYO	Supported Employment Svc- Youth CFDA 84.187	Yes	SEMPYTHGFM	Supported Employment Youth GFM	SUPEMG	10	Special Projects Supporte Employment (GFM)	1	100.00	Front End Split (FES)	077500031
SEMPYO	Supported Employment Svc- Youth CFDA 84.187	Yes	SPTEMYOUTH	Supported Employment Youth	SP0FED	10	077500050 - Special Projects FED	1	100.00	Front End Split (FES)	077500050
SEMPYO	Supported Employment Svc- Youth CFDA 84.187	Yes	SPTEMYOUTH	Supported Employment Youth	SUPEMP	10	Special Projects Supporte Employment	1	100.00	Front End Split (FES)	077500050
SEMPYO	Supported Employment Svc- Youth CFDA 84.187	Yes	SUPEMPYGFM	SUPPORTED EMPLOYMENT YOUTH GFM	CS0GFM	10	077200031 - Supemp Yo GFM	1	100.00	Front End Split (FES)	077200031
SEMPYO	Supported Employment Svc- Youth CFDA 84.187	Yes	SUPEMYOUTH	SUPPORTED EMPLOYMENT YOUTH	CS0FED	10	077200050 - SUPTEPLY YOUTH	1	100.00	Front End Split (FES)	077200050
SHRIFA	Alaska Job Network Shared Infrastructure WIOA	Yes	IFAHOLDING	Alaska Job Network Shared Infrastructure WIOA	SHRIFA	10	WIOA IFA	1	100.00	Front End Split (FES)	075300050
SSDINS	Social Security_Disability Insurance CFDA 96.001	Yes	MSINDDDS00	MS Indirect Disability Determination System	INDRCT	10	DLWD Federal Indirect	1	100.00	Front End Split (FES)	071400050
SSDINS	Social Security_Disability Insurance CFDA 96.001	Yes	SSDISINSUR	Social Security_Disability Insurance	DDS001	10	Social Security_Disability Insurance	1	100.00	Front End Split (FES)	077400050
SSDINS	Social Security_Disability Insurance CFDA 96.001	Yes	SSDISINSUR	Social Security_Disability Insurance	DDS001	10	Social Security_Disability Insurance	2	0.00	Front End Split (FES)	077400050
SSDINS	Social Security_Disability Insurance CFDA 96.001	Yes	SSDISINSUR	Social Security_Disability Insurance	DDS002	10	DDS fed only	1	100.00	Front End Split (FES)	077400050
SSDINS	Social Security_Disability Insurance CFDA 96.001	Yes	SSDISINSUR	Social Security_Disability Insurance	DDSFED	10	077400050 - Disability Determination FED	1	100.00	Front End Split (FES)	077400050
SSDINS	Social Security_Disability Insurance CFDA 96.001	Yes	STINDDDS00	Statewide Indirect	STINDR	10	Statewide Indirect	1	100.00	Front End Split (FES)	071400031
SSDINS	Social Security_Disability Insurance CFDA 96.001	Yes	VRINDDDS00	VR Indirect Disability Determination System	VRINDR	10	DVR Federal Indirect	1	100.00	Front End Split (FES)	077100050
SSIREI	Supplemental Security Income CFDA 96.006	Yes	MSINDSSREI	SSI INDIRECT	INDRCT	10	DLWD Federal Indirect	1	100.00	Front End Split (FES)	071400050
SSIREI	Supplemental Security Income CFDA 96.006	Yes	SSI00REIMB	Supplemental Security Income (Reimbursements)	SSIR01	10	Supplemental Security Income (Reimbursements)	1	100.00	Front End Split (FES)	077200050
SSIREI	Supplemental Security Income CFDA 96.006	Yes	SSIOLDBLND	SSI PROGRAM INCOME TRANSFERS TO OLDERBLIND	SSIR01	10	Supplemental Security Income (Reimbursements)	1	100.00	Front End Split (FES)	077200050
SSIREI	Supplemental Security Income CFDA 96.006	Yes	VRINDSSREI	SSI INDIRECT	VRINDR	10	DVR Federal Indirect	1	100.00	Front End Split (FES)	077100050
STATE0	State Programs	Yes	BEPCHANCE0	State Chance Business Enterprise Program	CHNCEF	10	State Chance	1	100.00	Front End Split (FES)	077200068
STATE0	State Programs	Yes	BEPCHANCE0	State Chance Business Enterprise Program	CHNF17	10	State Chance FY 2017	1	100.00	Front End Split (FES)	077200068
STATE0	State Programs	Yes	BEPSHEPARD	Federal Randolph Shepard Business Enterprise Program	SHPRDF	10	Federal Shepard	1	100.00	Front End Split (FES)	077200069
STEP00	State Training and Employment Program (STEP)	Yes	STEP0000UI	UI State Training & Employment Program	UISTEP	10	UI STEP	1	100.00	Front End Split (FES)	075700066

<b>Report Name</b>	ST0016 - Major Program with Program and Funding Profile
<b>Report User</b>	216490
<b>Selected Report Date</b>	1/24/2023
<b>Selected Major Program Codes</b>	All
<b>Selected Department Codes</b>	07

Major Program	Major Program Name	Active Flag	Program Code	Program Name	Funding Profile	Funding Priority	Funding Profile Name	Funding Line	Reim Percent	Split Indicator	Exp AR Unit
STEP00	State Training and Employment Program (STEP)	Yes	STEP0000WD	WD State Training & Employment Program	WDSTEP	10	WD STEP	1	100.00	Front End Split (FES)	075500066
STEP00	State Training and Employment Program (STEP)	Yes	STEP0000WIB	State Training & Employment Program WIB	WIBSTP	10	071120066 WIB STEP	1	100.00	Front End Split (FES)	071120066
STEPGF	STEP Funding through GF WIB	Yes	STEPGF0WIB	STEP Funding through GF WIB	WIBGFS	10	071120030 - AWIB STEP GF	1	100.00	Front End Split (FES)	071120030
SUPEMP	Supported Employment Svc-Indiv Signfnt Disabty CFDA 84.187	Yes	SUPEMPLGFM	Supported Employment	SUPEMG	10	Special Projects Supporte Employment (GFM)	1	100.00	Front End Split (FES)	077500031
SUPEMP	Supported Employment Svc-Indiv Signfnt Disabty CFDA 84.187	Yes	SUPEMPLYMT	Supported Employment	SP0FED	10	077500050 - Special Projects FED	1	100.00	Front End Split (FES)	077500050
SUPEMP	Supported Employment Svc-Indiv Signfnt Disabty CFDA 84.187	Yes	SUPEMPLYMT	Supported Employment	SPPJ01	10	Special Projects	1	100.00	Front End Split (FES)	077500050
SUPEMP	Supported Employment Svc-Indiv Signfnt Disabty CFDA 84.187	Yes	SUPEMPLYMT	Supported Employment	SPPJ01	10	Special Projects	2	0.00	Front End Split (FES)	077500031
SUPEMP	Supported Employment Svc-Indiv Signfnt Disabty CFDA 84.187	Yes	SUPEMPLYMT	Supported Employment	SUPEMF	10	Special Projects Supporte Employment (Fed)	1	100.00	Front End Split (FES)	077500050
SUPEMP	Supported Employment Svc-Indiv Signfnt Disabty CFDA 84.187	Yes	SUPEMPLYMT	Supported Employment	SUPEMG	10	Special Projects Supporte Employment (GFM)	1	100.00	Front End Split (FES)	077500031
T17ASH	DOT-DP Aashtoware Project Testing	Yes	B2517ASHTO	DOT-DP Aashtoware Project Testing	BASHTO	10	Aashtoware Project Testing	1	100.00	Front End Split (FES)	071700080
T17ASH	DOT-DP Aashtoware Project Testing	Yes	B2517ASHTO	DOT-DP Aashtoware Project Testing	BASHTO	5	Aashtoware Project Testing	1	100.00	Front End Split (FES)	071700080
T63018	AVTEC Training Courses	Yes	B2581TRAIN	AVTEC Training Courses	AVTCIA	10	AVTEC IA	1	100.00	Front End Split (FES)	078100080
T63018	AVTEC Training Courses	Yes	B2581TRAIN	AVTEC Training Courses	BTRAIN	10	AVTEC Training Courses	1	100.00	Front End Split (FES)	078100080
TAA000	Trade Adjustment Assistance (TAA) CFDA 17.245	Yes	ETINDTAA00	ET Indirect TAA	ETINDR	10	ET Ind for TAA	1	100.00	Front End Split (FES)	075110050
TAA000	Trade Adjustment Assistance (TAA) CFDA 17.245	Yes	ETINDTAAAD	Indirect Trade Adjustment Act Admin	ETINDR	10	ET Ind for TAA	1	100.00	Front End Split (FES)	075110050
TAA000	Trade Adjustment Assistance (TAA) CFDA 17.245	Yes	ETINDTHCTC	ET Indirect TAA Health Coverage Tax Credit	ETINDR	10	ET Ind for TAA	1	100.00	Front End Split (FES)	075110050
TAA000	Trade Adjustment Assistance (TAA) CFDA 17.245	Yes	MSINDTAA00	TAA MSINDIRECT	INDRCT	10	DLWD Federal Indirect	1	100.00	Front End Split (FES)	071400050
TAA000	Trade Adjustment Assistance (TAA) CFDA 17.245	Yes	MSINDTAAAD	MS Indirect Trade Adjustment Act Admin	INDRCT	10	DLWD Federal Indirect	1	100.00	Front End Split (FES)	071400050
TAA000	Trade Adjustment Assistance (TAA) CFDA 17.245	Yes	MSINDTHCTC	MS Indirect TAA Health Coverage Tax Credit	INDRCT	10	DLWD Federal Indirect	1	100.00	Front End Split (FES)	071400050
TAA000	Trade Adjustment Assistance (TAA) CFDA 17.245	Yes	TAAADMIN00	Trade Adjustment Act Admin	TAA0WD	10	075500050 - Trade Adjustment Act	1	100.00	Front End Split (FES)	075500050
TAA000	Trade Adjustment Assistance (TAA) CFDA 17.245	Yes	TAACASMGDP	Trade Adjustment Act Case Management DP	TAA0DP	10	071700050 - Trade Adjustment Act DP	1	100.00	Front End Split (FES)	071700050
TAA000	Trade Adjustment Assistance (TAA) CFDA 17.245	Yes	TAACASMGMT	Trade Adjustment Act Case Management	TAA0WD	10	075500050 - Trade Adjustment Act	1	100.00	Front End Split (FES)	075500050
TAA000	Trade Adjustment Assistance (TAA) CFDA 17.245	Yes	TAAHCTC000	TAA Health Coverage Tax Credit	TAA0WD	10	075500050 - Trade Adjustment Act	1	100.00	Front End Split (FES)	075500050
TAA000	Trade Adjustment Assistance (TAA) CFDA 17.245	Yes	TAAPROG000	Trade Adjustment Act Program	TAA0WD	10	075500050 - Trade Adjustment Act	1	100.00	Front End Split (FES)	075500050
TB0000	Training and Building - WS	Yes	TB000000WS	Training and Building - WS	WSTB00	10	T&B WS	1	100.00	Front End Split (FES)	075300065
TETDWG	Trade and Economic Transition DWG CFDA 17.277	Yes	ETINDTETDW	ETS Indirect for TET DWGs	ETINDR	10	ETS Indirect TET	1	100.00	Front End Split (FES)	075110050
TETDWG	Trade and Economic Transition DWG CFDA 17.277	Yes	MSINDTETDW	MS Indirect for TET DWGs	INDRCT	10	MS Indirect TET	1	100.00	Front End Split (FES)	071400050
TETDWG	Trade and Economic Transition DWG CFDA 17.277	Yes	TRADECONWD	Trade and Economic Transition DWG- WD	TET0WD	10	075500050- Dislocated Worker TET	1	100.00	Front End Split (FES)	075500050
TETDWG	Trade and Economic Transition DWG CFDA 17.277	Yes	TRADECONWS	Trade and Economic Transition DWG- WS	TET0WS	10	075300050- Dislocated Worker TET	1	100.00	Front End Split (FES)	075300050
TKT2WK	Ticket to Work CFDA 96.008	Yes	TICKET2WRK	Ticket to Work	TIC2WK	10	Do Not Use	1	100.00	Front End Split (FES)	075300041
TKT2WK	Ticket to Work CFDA 96.008	Yes	TICKET2WRK	Ticket to Work	TKT2WK	10	Ticket to Work	1	100.00	Front End Split (FES)	075300050

<b>Report Name</b>	ST0016 - Major Program with Program and Funding Profile
<b>Report User</b>	216490
<b>Selected Report Date</b>	1/24/2023
<b>Selected Major Program Codes</b>	All
<b>Selected Department Codes</b>	07

Major Program	Major Program Name	Active Flag	Program Code	Program Name	Funding Profile	Funding Priority	Funding Profile Name	Funding Line	Reim Percent	Split Indicator	Exp AR Unit
TVEP00	Technical Vocational Education Program (TVEP)	Yes	TVEP0000UI	UI Technical Vocational Education Program	UITVEP	10	UI TVEP	1	100.00	Front End Split (FES)	075700067
TVEP00	Technical Vocational Education Program (TVEP)	Yes	TVEP0000WD	WD Technical Vocational Education Program	WDTVEP	10	WD TVEP	1	100.00	Front End Split (FES)	075500067
TVEP00	Technical Vocational Education Program (TVEP)	Yes	TVEP0000WIB	Technical Vocational Education Program WIB	WIBTVP	10	071120067 WIB TVEP	1	100.00	Front End Split (FES)	071120067
UGF000	Workforce Development GFM	Yes	GF000000WD	Workforce Development GF	WDGF00	10	WD GF	1	100.00	Front End Split (FES)	075500030
UGF000	Workforce Development GFM	Yes	GFM000000WD	Workforce Development GFM	WDGFM0	10	WD GFM	1	100.00	Front End Split (FES)	075500031
UI0000	Unemployment Insurance (UI) CFDA 17.225	Yes	DPUIINDRCT	DP UI Indirect Federal	INDRCT	10	DLWD Federal Indirect	1	100.00	Front End Split (FES)	071400050
UI0000	Unemployment Insurance (UI) CFDA 17.225	Yes	ETINDEATAX	ETS Ind E Admin Tax	ETINDR	10	UI DETS Indirect	1	100.00	Front End Split (FES)	075110050
UI0000	Unemployment Insurance (UI) CFDA 17.225	Yes	ETINDTRUST	ETS Indirect for UI TRUST ADMIN	ETINDR	10	UI DETS Indirect	1	100.00	Front End Split (FES)	075110050
UI0000	Unemployment Insurance (UI) CFDA 17.225	Yes	ETINDUI0EA	ETS Indirect UI ETS Administration	ETINDR	10	UI DETS Indirect	1	100.00	Front End Split (FES)	075110050
UI0000	Unemployment Insurance (UI) CFDA 17.225	Yes	ETINDUIADM	ETS Indirect for UI Admin	ETINDR	10	UI DETS Indirect	1	100.00	Front End Split (FES)	075110050
UI0000	Unemployment Insurance (UI) CFDA 17.225	Yes	ETINDUITAX	ETS Indirect for UI Tax	ETINDR	10	UI DETS Indirect	1	100.00	Front End Split (FES)	075110050
UI0000	Unemployment Insurance (UI) CFDA 17.225	Yes	ETSUIINDRC	ETS UI Indirect Federal	INDRCT	10	DLWD Federal Indirect	1	100.00	Front End Split (FES)	071400050
UI0000	Unemployment Insurance (UI) CFDA 17.225	Yes	MSDPINDRCT	UI MSPDINDRCT	INDRCT	10	DLWD Federal Indirect	1	100.00	Front End Split (FES)	071400050
UI0000	Unemployment Insurance (UI) CFDA 17.225	Yes	MSINDPTAX	DP UI Tax Indirect Federal	INDRCT	10	DLWD Federal Indirect	1	100.00	Front End Split (FES)	071400050
UI0000	Unemployment Insurance (UI) CFDA 17.225	Yes	MSINDEATAX	MS Ind ETS Admin Tax	INDRCT	10	DLWD Federal Indirect	1	100.00	Front End Split (FES)	071400050
UI0000	Unemployment Insurance (UI) CFDA 17.225	Yes	MSINDTRUST	MS Indirect for UI TRUST ADMIN	INDRCT	10	DLWD Federal Indirect	1	100.00	Front End Split (FES)	071400050
UI0000	Unemployment Insurance (UI) CFDA 17.225	Yes	MSINDUI0EA	MS Indirect UI ETS Administration	INDRCT	10	DLWD Federal Indirect	1	100.00	Front End Split (FES)	071400050
UI0000	Unemployment Insurance (UI) CFDA 17.225	Yes	MSINDUITAX	MS Indirect for UI Tax	INDRCT	10	DLWD Federal Indirect	1	100.00	Front End Split (FES)	071400050
UI0000	Unemployment Insurance (UI) CFDA 17.225	Yes	MSUIINDRCT	UI MSINDIRECT	INDRCT	10	DLWD Federal Indirect	1	100.00	Front End Split (FES)	071400050
UI0000	Unemployment Insurance (UI) CFDA 17.225	Yes	UI000000DP	UI Data Processing	UIDP01	10	UI DP	1	100.00	Front End Split (FES)	071700050
UI0000	Unemployment Insurance (UI) CFDA 17.225	Yes	UI000000EA	UI ETS Administration	EA0FED	10	075110050 - UI EA Federal	1	100.00	Front End Split (FES)	075110050
UI0000	Unemployment Insurance (UI) CFDA 17.225	Yes	UI000000TAX	UI Tax Split 81%/19%	UITXUI	10	UI Tax Split 81/19	1	81.00	Front End Split (FES)	075700050
UI0000	Unemployment Insurance (UI) CFDA 17.225	Yes	UI000000TAX	UI Tax Split 81%/19%	UITXUI	10	UI Tax Split 81/19	2	9.50	Front End Split (FES)	075700066
UI0000	Unemployment Insurance (UI) CFDA 17.225	Yes	UI000000TAX	UI Tax Split 81%/19%	UITXUI	10	UI Tax Split 81/19	3	9.50	Front End Split (FES)	075700067
UI0000	Unemployment Insurance (UI) CFDA 17.225	Yes	UIADMIN0DP	Unemployment Insurance Administration DP	UIADDP	10	071700050 - UI ADMIN DP	1	100.00	Front End Split (FES)	071700050
UI0000	Unemployment Insurance (UI) CFDA 17.225	Yes	UIADMIN0UI	Unemployment Insurance Administration	UI00UI	10	075700050 - UI Admin	1	100.00	Front End Split (FES)	075700050
UI0000	Unemployment Insurance (UI) CFDA 17.225	Yes	UIADMIN0WD	UI Admin Workforce Development	UI00WD	10	075500050 - UI Admin	1	100.00	Front End Split (FES)	075500050
UI0000	Unemployment Insurance (UI) CFDA 17.225	Yes	UIADMINADD	Unemployment Insurance Administration Additional	UI00UI	10	075700050 - UI Admin	1	100.00	Front End Split (FES)	075700050
UI0000	Unemployment Insurance (UI) CFDA 17.225	Yes	UIADMNADDL	Unemployment Insurance Administration-Additional Funding	UI00UI	10	075700050 - UI Admin	1	100.00	Front End Split (FES)	075700050
UI0000	Unemployment Insurance (UI) CFDA 17.225	Yes	UIDP0000TAX	UI DPTax Split 81%/19%	UIDPTX	10	UI DP Tax Split	1	81.00	Front End Split (FES)	071700050
UI0000	Unemployment Insurance (UI) CFDA 17.225	Yes	UIDP0000TAX	UI DPTax Split 81%/19%	UIDPTX	10	UI DP Tax Split	2	19.00	Front End Split (FES)	071700080
UI0000	Unemployment Insurance (UI) CFDA 17.225	Yes	UIDP0000TAX	UI DPTax Split 81%/19%	UIDPTX	20	UI DP Tax Split	1	100.00	Front End Split (FES)	071700050
UI0000	Unemployment Insurance (UI) CFDA 17.225	Yes	UIEA0000TAX	UI EA Tax 81%/19%	EA0FED	10	075110050 - UI EA Federal	1	100.00	Front End Split (FES)	075110050
UI0000	Unemployment Insurance (UI) CFDA 17.225	Yes	UIINDIRECT	UI Admin Indirect Federal	INDRCT	10	DLWD Federal Indirect	1	100.00	Front End Split (FES)	071400050

Report Name	ST0016 - Major Program with Program and Funding Profile
Report User	216490
Selected Report Date	1/24/2023
Selected Major Program Codes	All
Selected Department Codes	07

Major Program	Major Program Name	Active Flag	Program Code	Program Name	Funding Profile	Funding Priority	Funding Profile Name	Funding Line	Reim Percent	Split Indicator	Exp AR Unit
UI0000	Unemployment Insurance (UI) CFDA 17.225	Yes	UITRUSTADM	UI Trust Admin Unit	ETSADM	10	DETS Admin FED	1	100.00	Front End Split (FES)	075110050
UI0SAM	DO NOT USE	Yes	UI00000SAM	DO NOT USE	SAM000	10	UI SAM Holding	1	100.00	Front End Split (FES)	075700040
UIADDL	Unemployment Insurance-Additional Funding CFDA 17.225	Yes	UIADDL00DP	Unemployment Insurance Administration-Additional Funding DP	UIDP01	10	UI DP	1	100.00	Front End Split (FES)	071700050
UIARPA	American Rescue Plan - Fraud Detection & Protection	Yes	ETINDUARPA	ETS Indirect for American Rescue Plan F&D	ETINDR	10	ETS Indirect UI ARPA	1	100.00	Front End Split (FES)	075110050
UIARPA	American Rescue Plan - Fraud Detection & Protection	Yes	MSINDUARPA	MS Indirect for American Rescue Plan F&D	INDRCT	10	MS Indirect UI ARPA	1	100.00	Front End Split (FES)	071400050
UIARPA	American Rescue Plan - Fraud Detection & Protection	Yes	UIARPA0000	UI American Rescue Plan F&D	UI0FED	10	075700050 UI FED	1	100.00	Front End Split (FES)	075700050
UIAWIU	UI Average Weekly Insured Unemployment CFDA 17.225	Yes	ETINDAWADM	ETS Indirect for UI AWIU Administration	ETINDR	10	075110050 - DETS Indirect	1	100.00	Front End Split (FES)	075110050
UIAWIU	UI Average Weekly Insured Unemployment CFDA 17.225	Yes	ETINDAWIEA	ETS Indirect AWI ETS Administration	ETINDR	10	075110050 - DETS Indirect	1	100.00	Front End Split (FES)	075110050
UIAWIU	UI Average Weekly Insured Unemployment CFDA 17.225	Yes	ETINDAWTAX	ETS Indirect for UI AWIU Tax	ETINDR	10	075110050 - DETS Indirect	1	100.00	Front End Split (FES)	075110050
UIAWIU	UI Average Weekly Insured Unemployment CFDA 17.225	Yes	ETINDAWTRS	ETS Indirect for UI AWIU Trust Admin	ETINDR	10	075110050 - DETS Indirect	1	100.00	Front End Split (FES)	075110050
UIAWIU	UI Average Weekly Insured Unemployment CFDA 17.225	Yes	MSINDAWADM	MS Indirect for UI AWIU Administration	INDRCT	10	071400050 - MS Indirect	1	100.00	Front End Split (FES)	071400050
UIAWIU	UI Average Weekly Insured Unemployment CFDA 17.225	Yes	MSINDAWIDP	MS Indirect AWIU Data Processing	INDRCT	10	071400050 - MS Indirect	1	100.00	Front End Split (FES)	071400050
UIAWIU	UI Average Weekly Insured Unemployment CFDA 17.225	Yes	MSINDAWIEA	MS Indirect AWI ETS Administration	INDRCT	10	071400050 - MS Indirect	1	100.00	Front End Split (FES)	071400050
UIAWIU	UI Average Weekly Insured Unemployment CFDA 17.225	Yes	MSINDAWTAX	MS Indirect for UI AWIU Tax	INDRCT	10	071400050 - MS Indirect	1	100.00	Front End Split (FES)	071400050
UIAWIU	UI Average Weekly Insured Unemployment CFDA 17.225	Yes	MSINDAWTDP	MS Indirect Federal DP UI Tax	INDRCT	10	071400050 - MS Indirect	1	100.00	Front End Split (FES)	071400050
UIAWIU	UI Average Weekly Insured Unemployment CFDA 17.225	Yes	MSINDAWTRS	MS Indirect for UI AWIU Trust Admin	INDRCT	10	071400050 - MS Indirect	1	100.00	Front End Split (FES)	071400050
UIAWIU	UI Average Weekly Insured Unemployment CFDA 17.225	Yes	UIAWADMINO	UI Average Wk Insured Administration	UI00UI	10	075700050 - UI Admin	1	100.00	Front End Split (FES)	075700050
UIAWIU	UI Average Weekly Insured Unemployment CFDA 17.225	Yes	UIAWDP0TAX	UI DPTax Split 81%/19%	UIDPTX	20	071700050 - UI DP FED	1	100.00	Front End Split (FES)	071700050
UIAWIU	UI Average Weekly Insured Unemployment CFDA 17.225	Yes	UIAWEA0TAX	UI EA Tax Split 81%/19%	EA0FED	10	075110050 - DETS Federal	1	100.00	Front End Split (FES)	075110050
UIAWIU	UI Average Weekly Insured Unemployment CFDA 17.225	Yes	UIAWIU00DP	UI AWIU Data Processing	UIDP01	10	071700050 - UI DP	1	100.00	Front End Split (FES)	071700050
UIAWIU	UI Average Weekly Insured Unemployment CFDA 17.225	Yes	UIAWIU00EA	UI AWIU ETS Administration	EA0FED	10	075110050 - DETS Federal	1	100.00	Front End Split (FES)	075110050
UIAWIU	UI Average Weekly Insured Unemployment CFDA 17.225	Yes	UIAWIU0TAX	UI AWIU Tax Split 81%/19%	UITXUI	10	UI AWIU Tax Split 81/19	1	81.00	Front End Split (FES)	075700050
UIAWIU	UI Average Weekly Insured Unemployment CFDA 17.225	Yes	UIAWIU0TAX	UI AWIU Tax Split 81%/19%	UITXUI	10	UI AWIU Tax Split 81/19	2	9.50	Front End Split (FES)	075700066
UIAWIU	UI Average Weekly Insured Unemployment CFDA 17.225	Yes	UIAWIU0TAX	UI AWIU Tax Split 81%/19%	UITXUI	10	UI AWIU Tax Split 81/19	3	9.50	Front End Split (FES)	075700067
UIAWIU	UI Average Weekly Insured Unemployment CFDA 17.225	Yes	UIAWTRSDM	UI AWIU Trust Admin Unit	ETSADM	10	075110050 - DETS ADMIN FED	1	100.00	Front End Split (FES)	075110050
UIDUAA	Disaster Unemployment Assistance (DUA) ADMIN	Yes	DUAAUIADMIN	Disaster Unemployment Assistance (DUA)	UIDUAA	10	075700050- Disaster Unemployment Assistance (DUA)	1	100.00	Front End Split (FES)	075700050
UIDUAA	Disaster Unemployment Assistance (DUA) ADMIN	Yes	ETINDDUAAD	ETS Indirect Disaster Unemployment Assistance (DUA) ADMIN	ETINDR	10	DUA DETS Indirect	1	100.00	Front End Split (FES)	075110050
UIDUAA	Disaster Unemployment Assistance (DUA) ADMIN	Yes	MSINDDUAAD	MS Indirect Disaster Unemployment Assistance (DUA) ADMIN	INDRCT	10	DUA MS Indirect	1	100.00	Front End Split (FES)	071400050
UIDUAB	Disaster Unemployment Assistance (DUA) Benefits	Yes	DUABENEFIT	Disaster Unemployment Assistance (DUA) BENEFITS	UIDUAB	10	075700050- Disaster Unemployment Assistance (DUA)	1	100.00	Front End Split (FES)	075700050
UIEMRG	UI Emergency Administrative Grant UIPL 13.20 CFDA 17.225	Yes	UIEMRGADMN	UI Emergency Administrative Grant	UIEMRG	10	075700050 - EMRG	1	100.00	Front End Split (FES)	075700050
UIFLWA	UI FEMA Lost Wages Assistance CFDA 97.050	Yes	ETINDLWAEA	ETIND FEMA Lost Wages EA	ETINDR	10	075110050 - DETS ADMIN	1	100.00	Front End Split (FES)	075110050



Report Name	ST0016 - Major Program with Program and Funding Profile
Report User	216490
Selected Report Date	1/24/2023
Selected Major Program Codes	All
Selected Department Codes	07

Major Program	Major Program Name	Active Flag	Program Code	Program Name	Funding Profile	Funding Priority	Funding Profile Name	Funding Line	Reim Percent	Split Indicator	Exp AR Unit
UIFLWA	UI FEMA Lost Wages Assistance CFDA 97.050	Yes	ETINDLWAET	ETS IND FEMA Lost Wages ETS	ETINDR	10	075110050 - DETS ADMIN	1	100.00	Front End Split (FES)	075110050
UIFLWA	UI FEMA Lost Wages Assistance CFDA 97.050	Yes	ETINDLWAUI	ETS IND FEMA Lost Wages UI	ETINDR	10	075110050 - DETS ADMIN	1	100.00	Front End Split (FES)	075110050
UIFLWA	UI FEMA Lost Wages Assistance CFDA 97.050	Yes	MSINDLWADP	MSIND FEMA Lost Wages DP	INDRCT	10	071400050 - MS Indirect	1	100.00	Front End Split (FES)	071400050
UIFLWA	UI FEMA Lost Wages Assistance CFDA 97.050	Yes	MSINDLWAEA	MSIND FEMA Lost Wages EA	INDRCT	10	071400050 - MS Indirect	1	100.00	Front End Split (FES)	071400050
UIFLWA	UI FEMA Lost Wages Assistance CFDA 97.050	Yes	MSINDLWAET	MSIND FEMA Lost Wages ETS	INDRCT	10	071400050 - MS Indirect	1	100.00	Front End Split (FES)	071400050
UIFLWA	UI FEMA Lost Wages Assistance CFDA 97.050	Yes	MSINDLWAUI	MSIND FEMA Lost Wages UI	INDRCT	10	071400050 - MS Indirect	1	100.00	Front End Split (FES)	071400050
UIFLWA	UI FEMA Lost Wages Assistance CFDA 97.050	Yes	UIFLWADETS	UI FEMA Lost Wages Admin ETS	ETSADM	10	075110050 - DETS ADMIN FED	1	100.00	Front End Split (FES)	075110050
UIFLWA	UI FEMA Lost Wages Assistance CFDA 97.050	Yes	UIFLWADMDP	UI FEMA Lost Wages Admin DP	UILWDP	10	071700050 - DP FED	1	100.00	Front End Split (FES)	071700050
UIFLWA	UI FEMA Lost Wages Assistance CFDA 97.050	Yes	UIFLWADMEA	UI FEMA Lost Wages Admin EA	EA0FED	10	075110050 - ETS Admin Federal	1	100.00	Front End Split (FES)	075110050
UIFLWA	UI FEMA Lost Wages Assistance CFDA 97.050	Yes	UIFLWADMUI	UI FEMA Lost Wages Admin UI	UIFLWA	10	075700050 - UI FED	1	100.00	Front End Split (FES)	075700050
UIFLWA	UI FEMA Lost Wages Assistance CFDA 97.050	Yes	UIFLWAPYMT	UI FEMA Lost Wages Payments	UIFLWA	10	075700050 - UI FED	1	100.00	Front End Split (FES)	075700050
UIFPUC	Federal Pandemic Unemployment Compensation CFDA 17.225	Yes	ETINDFPUEA	ETS Ind Fed Pandemic Unemployment Compensation EA	ETINDR	10	075110050 - ETS Indirect	1	100.00	Front End Split (FES)	075110050
UIFPUC	Federal Pandemic Unemployment Compensation CFDA 17.225	Yes	ETINDUFPUA	ETS Ind for Federal Pandemic Unemployment Compensation	ETINDR	10	075110050 - ETS Indirect	1	100.00	Front End Split (FES)	075110050
UIFPUC	Federal Pandemic Unemployment Compensation CFDA 17.225	Yes	MSINDFPUDP	Federal Pandemic Unemployment Compensation DP	INDRCT	10	071400050 - MS Indirect	1	100.00	Front End Split (FES)	071400050
UIFPUC	Federal Pandemic Unemployment Compensation CFDA 17.225	Yes	MSINDFPUEA	MS Ind Fed Pandemic Unemployment Compensation EA	INDRCT	10	071400050 - MS Indirect	1	100.00	Front End Split (FES)	071400050
UIFPUC	Federal Pandemic Unemployment Compensation CFDA 17.225	Yes	MSINDUFPUA	MS Indirect for Federal Pandemic Unemployment Compensation	INDRCT	10	071400050 - MS Indirect	1	100.00	Front End Split (FES)	071400050
UIFPUC	Federal Pandemic Unemployment Compensation CFDA 17.225	Yes	UIFPUC0000	Federal Pandemic Unemployment Compensation	UIFPUC	10	075700050 - UI Federal	1	100.00	Front End Split (FES)	075700050
UIFPUC	Federal Pandemic Unemployment Compensation CFDA 17.225	Yes	UIFPUC00DP	Federal Pandemic Unemployment Compensation DP	FPUCDP	10	071700050 - DP Federal	1	100.00	Front End Split (FES)	071700050
UIFPUC	Federal Pandemic Unemployment Compensation CFDA 17.225	Yes	UIFPUC00EA	Federal Pandemic Unemployment Compensation EA	EA0FED	10	075110050 - DETS Federal	1	100.00	Front End Split (FES)	075110050
UIFRWK	First Week UI With No Week CFDA 17.225	Yes	ETINDFRWEA	ETS Indirect First Week EA	ETINDR	10	075110050 - ETS Indirect	1	100.00	Front End Split (FES)	075110050
UIFRWK	First Week UI With No Week CFDA 17.225	Yes	ETINDUFRWK	ETS Indirect for UI First Week	ETINDR	10	075110050 - ETS Indirect	1	100.00	Front End Split (FES)	075110050
UIFRWK	First Week UI With No Week CFDA 17.225	Yes	MSINDFRWDP	MS Indirect for UI First Week DP	INDRCT	10	071400050 - MS Indirect	1	100.00	Front End Split (FES)	071400050
UIFRWK	First Week UI With No Week CFDA 17.225	Yes	MSINDFRWEA	MS Indirect First Week EA	INDRCT	10	071400050 - MS Indirect	1	100.00	Front End Split (FES)	071400050
UIFRWK	First Week UI With No Week CFDA 17.225	Yes	MSINDUFRWK	MS Indirect for UI First Week	INDRCT	10	071400050 - MS Indirect	1	100.00	Front End Split (FES)	071400050
UIFRWK	First Week UI With No Week CFDA 17.225	Yes	UIFRWK0000	Unemployment Insurance First Week	UIFRWK	10	075700050 - UI Federal	1	100.00	Front End Split (FES)	075700050
UIFRWK	First Week UI With No Week CFDA 17.225	Yes	UIFRWK00DP	Unemployment Insurance First Week DP	FRWKDP	10	071700050 - DP Federal	1	100.00	Front End Split (FES)	071700050
UIFRWK	First Week UI With No Week CFDA 17.225	Yes	UIFRWK00EA	Unemployment Insurance First Week EA	EA0FED	10	075110050 - ETS Admin Federal	1	100.00	Front End Split (FES)	075110050
UIPEPY	Mixed Earners Unemployment Compensation Benefit Payment	Yes	UIPEUCPYMT	Mixed Earners Unemployment Compensation Benefit Payment	UI0FED	10	075700050 - UI Federal	1	100.00	Front End Split (FES)	075700050
UIPEUC	Mixed Earners Unemployment Compensation CFDA 17.225	Yes	ETINDMEUC0	ETS Indirect Mixed Earners Unemployment Compensation Start-U	ETINDR	10	075110050 - ETS Indirect	1	100.00	Front End Split (FES)	075110050

<b>Report Name</b>	ST0016 - Major Program with Program and Funding Profile
<b>Report User</b>	216490
<b>Selected Report Date</b>	1/24/2023
<b>Selected Major Program Codes</b>	All
<b>Selected Department Codes</b>	07

Major Program	Major Program Name	Active Flag	Program Code	Program Name	Funding Profile	Funding Priority	Funding Profile Name	Funding Line	Reim Percent	Split Indicator	Exp AR Unit
UIMEUC	Mixed Earners Unemployment Compensation CFDA 17.225	Yes	ETINDMEUCP	ETS Indirect Mixed Earners Unemployment Compensation Process	ETINDR	10	075110050- ETS Indirect	1	100.00	Front End Split (FES)	075110050
UIMEUC	Mixed Earners Unemployment Compensation CFDA 17.225	Yes	ETINDMEUEA	ETS Indirect Mixed Earners Unemployment Compensation EA	ETINDR	10	075110050- ETS Indirect	1	100.00	Front End Split (FES)	075110050
UIMEUC	Mixed Earners Unemployment Compensation CFDA 17.225	Yes	MSINDMEUC0	MS Indirect Mixed Earners Unemployment Compensation Start-Up	INDRCT	10	071400050- MS Indirect	1	100.00	Front End Split (FES)	071400050
UIMEUC	Mixed Earners Unemployment Compensation CFDA 17.225	Yes	MSINDMEUCP	MS Indirect Mixed Earners Unemployment Compensation Process	INDRCT	10	071400050- MS Indirect	1	100.00	Front End Split (FES)	071400050
UIMEUC	Mixed Earners Unemployment Compensation CFDA 17.225	Yes	MSINDMEUDP	MS Indirect Mixed Earners Unemployment Compensation DP	INDRCT	10	071400050- MS Indirect	1	100.00	Front End Split (FES)	071400050
UIMEUC	Mixed Earners Unemployment Compensation CFDA 17.225	Yes	MSINDMEUEA	MS Indirect Mixed Earners Unemployment Compensation EA	INDRCT	10	071400050- MS Indirect	1	100.00	Front End Split (FES)	071400050
UIMEUC	Mixed Earners Unemployment Compensation CFDA 17.225	Yes	UIMEUC0000	Mixed Earners Unemployment Compensation Start-Up	UIMEUC	10	075700050- UI Federal	1	100.00	Front End Split (FES)	075700050
UIMEUC	Mixed Earners Unemployment Compensation CFDA 17.225	Yes	UIMEUC00DP	Mixed Earners Unemployment Compensation DP	MEUCDP	10	071700050- DP Federal	1	100.00	Front End Split (FES)	071700050
UIMEUC	Mixed Earners Unemployment Compensation CFDA 17.225	Yes	UIMEUC00EA	Mixed Earners Unemployment Compensation EA	EA0FED	10	075110050 - ETS Admin Federal	1	100.00	Front End Split (FES)	075110050
UIMEUC	Mixed Earners Unemployment Compensation CFDA 17.225	Yes	UIMEUCP000	Mixed Earners Unemployment Compensation Process	UI0FED	10	075700050- UI FED	1	100.00	Front End Split (FES)	075700050
UIPEUC	Pandemic Emergency Unemployment Compensation CFDA 17.225	Yes	ETINDPEUCI	ETS Pandemic Emergency UI Compensation Integrity	ETINDR	10	075110050 - ETS Indirect	1	100.00	Front End Split (FES)	075110050
UIPEUC	Pandemic Emergency Unemployment Compensation CFDA 17.225	Yes	ETINDPEUEA	ET Indirect for Pandemic Emergency Unemployment Compensation	ETINDR	10	075110050 - ETS Indirect	1	100.00	Front End Split (FES)	075110050
UIPEUC	Pandemic Emergency Unemployment Compensation CFDA 17.225	Yes	ETINDUPEUC	ETS Indirect for Pandemic Emergency Unemployment Compensation	ETINDR	10	075110050 - ETS Indirect	1	100.00	Front End Split (FES)	075110050
UIPEUC	Pandemic Emergency Unemployment Compensation CFDA 17.225	Yes	MSINDPEUCI	MS Pandemic Emergency UI Compensation Integrity	INDRCT	10	071400050 - MS Indirect	1	100.00	Front End Split (FES)	071400050
UIPEUC	Pandemic Emergency Unemployment Compensation CFDA 17.225	Yes	MSINDPEUDP	MS Indirect for Pandemic Emergency Unemployment Compensation	INDRCT	10	071400050 - MS Indirect	1	100.00	Front End Split (FES)	071400050
UIPEUC	Pandemic Emergency Unemployment Compensation CFDA 17.225	Yes	MSINDPEUEA	MS Indirect for Pandemic Emergency Unemployment Compensation	INDRCT	10	071400050 - MS Indirect	1	100.00	Front End Split (FES)	071400050
UIPEUC	Pandemic Emergency Unemployment Compensation CFDA 17.225	Yes	MSINDUPEUC	MS Indirect for Pandemic Emergency Unemployment Compensation	INDRCT	10	071400050 - MS Indirect	1	100.00	Front End Split (FES)	071400050
UIPEUC	Pandemic Emergency Unemployment Compensation CFDA 17.225	Yes	UIPEUC0000	Pandemic Emergency Unemployment Compensation	UIPEUC	10	075700050 - UI Federal	1	100.00	Front End Split (FES)	075700050
UIPEUC	Pandemic Emergency Unemployment Compensation CFDA 17.225	Yes	UIPEUC00DP	Pandemic Emergency Unemployment Compensation DP	PEUCDP	10	071700050- DP Federal	1	100.00	Front End Split (FES)	071700050
UIPEUC	Pandemic Emergency Unemployment Compensation CFDA 17.225	Yes	UIPEUC00EA	Pandemic Emergency Unemployment Compensation EA	EA0FED	10	075110050 - ETS Admin Federal	1	100.00	Front End Split (FES)	075110050
UIPEUC	Pandemic Emergency Unemployment Compensation CFDA 17.225	Yes	UIPEUCINTG	Pandemic Emergency UI Compensation Integrity	UIPEUC	10	075700050 - UI Federal	1	100.00	Front End Split (FES)	075700050
UIPEUP	Pandemic Emergency Unemployment Compensation Proc CFDA17.225	Yes	ETINDPEUPI	ETS Indirect PEUP Integrity	ETINDR	10	075110050 - ETS Indirect	1	100.00	Front End Split (FES)	075110050
UIPEUP	Pandemic Emergency Unemployment Compensation Proc CFDA17.225	Yes	ETINDPEUPS	ETS Indirect PEUP Start-Up	ETINDR	10	075110050 - ETS Indirect	1	100.00	Front End Split (FES)	075110050

Report Name	ST0016 - Major Program with Program and Funding Profile
Report User	216490
Selected Report Date	1/24/2023
Selected Major Program Codes	All
Selected Department Codes	07

Major Program	Major Program Name	Active Flag	Program Code	Program Name	Funding Profile	Funding Priority	Funding Profile Name	Funding Line	Reim Percent	Split Indicator	Exp AR Unit
UIPEUP	Pandemic Emergency Unemployment Compensation Proc CFDA17.225	Yes	ETINDUPEUP	ETS Indirect PEUP Processing	ETINDR	10	075110050 - ETS Indirect	1	100.00	Front End Split (FES)	075110050
UIPEUP	Pandemic Emergency Unemployment Compensation Proc CFDA17.225	Yes	MSINDPEPDP	MS Indirect PEUP DP Start-Up	INDRCT	10	071400050 - MS Indirect	1	100.00	Front End Split (FES)	071400050
UIPEUP	Pandemic Emergency Unemployment Compensation Proc CFDA17.225	Yes	MSINDPEUPI	MS Indirect for PEUP Integrity	INDRCT	10	071400050 - MS Indirect	1	100.00	Front End Split (FES)	071400050
UIPEUP	Pandemic Emergency Unemployment Compensation Proc CFDA17.225	Yes	MSINDPEUPS	MS Indirect PEUP Start-Up	INDRCT	10	071400050 - MS Indirect	1	100.00	Front End Split (FES)	071400050
UIPEUP	Pandemic Emergency Unemployment Compensation Proc CFDA17.225	Yes	MSINDUPEUP	MS Indirect PEUP Processing	INDRCT	10	071400050 - MS Indirect	1	100.00	Front End Split (FES)	071400050
UIPEUP	Pandemic Emergency Unemployment Compensation Proc CFDA17.225	Yes	UIPEUP0000	Pandemic Emergency Unemployment Compensation Processing	UIPEUP	10	075700050- UI Federal	1	100.00	Front End Split (FES)	075700050
UIPEUP	Pandemic Emergency Unemployment Compensation Proc CFDA17.225	Yes	UIPEUP00DP	UI PEUP Start-Up DP	DP0FED	10	071700050- DP FED	1	100.00	Front End Split (FES)	071700050
UIPEUP	Pandemic Emergency Unemployment Compensation Proc CFDA17.225	Yes	UIPEUPINTG	UI PEUP Processing Integrity	UI0FED	10	075700050- UI FED	1	100.00	Front End Split (FES)	075700050
UIPEUP	Pandemic Emergency Unemployment Compensation Proc CFDA17.225	Yes	UIPEUPS000	UI PEUP Start-Up	UI0FED	10	075700050- UI FED	1	100.00	Front End Split (FES)	075700050
UIPUA0	Pandemic Unemployment Assistance CFDA 17.225	Yes	ETINDPUAEA	ETS Indirect for Pandemic Unemployment Assistance EA	ETINDR	10	075110050- ETS indirect	1	100.00	Front End Split (FES)	075110050
UIPUA0	Pandemic Unemployment Assistance CFDA 17.225	Yes	ETINDPUAIN	ETS Indirect Pandemic Unemployment Assistance Integrity	ETINDR	10	075110050- ETS indirect	1	100.00	Front End Split (FES)	075110050
UIPUA0	Pandemic Unemployment Assistance CFDA 17.225	Yes	ETINDPUIEA	ETS Indirect Pandemic Unemployment Assistance Integrity EA	ETINDR	10	075110050- ETS indirect	1	100.00	Front End Split (FES)	075110050
UIPUA0	Pandemic Unemployment Assistance CFDA 17.225	Yes	ETINDUIPUA	ETS Indirect for Pandemic Unemployment Assistance	ETINDR	10	075110050- ETS indirect	1	100.00	Front End Split (FES)	075110050
UIPUA0	Pandemic Unemployment Assistance CFDA 17.225	Yes	MSINDPUADP	MS Indirect for Pandemic Unemployment Assistance DP	INDRCT	10	071400050 - MS Indirect	1	100.00	Front End Split (FES)	071400050
UIPUA0	Pandemic Unemployment Assistance CFDA 17.225	Yes	MSINDPUAEA	MS Indirect for Pandemic Unemployment Assistance EA	INDRCT	10	071400050 - MS Indirect	1	100.00	Front End Split (FES)	071400050
UIPUA0	Pandemic Unemployment Assistance CFDA 17.225	Yes	MSINDPUAIN	MS Indirect Pandemic Unemployment Assistance Integrity	INDRCT	10	071400050 - MS Indirect	1	100.00	Front End Split (FES)	071400050
UIPUA0	Pandemic Unemployment Assistance CFDA 17.225	Yes	MSINDPUIDP	MS Indirect Pandemic Unemployment Assistance Integrity DP	INDRCT	10	071400050 - MS Indirect	1	100.00	Front End Split (FES)	071400050
UIPUA0	Pandemic Unemployment Assistance CFDA 17.225	Yes	MSINDPUIEA	MS Indirect Pandemic Unemployment Assistance Integrity EA	INDRCT	10	071400050 - MS Indirect	1	100.00	Front End Split (FES)	071400050
UIPUA0	Pandemic Unemployment Assistance CFDA 17.225	Yes	MSINDUIPUA	MS Indirect for Pandemic Unemployment Assistance	INDRCT	10	071400050 - MS Indirect	1	100.00	Front End Split (FES)	071400050
UIPUA0	Pandemic Unemployment Assistance CFDA 17.225	Yes	UIPUA00000	Pandemic Unemployment Assistance	UIPUA0	10	075700050 - UI Federal	1	100.00	Front End Split (FES)	075700050
UIPUA0	Pandemic Unemployment Assistance CFDA 17.225	Yes	UIPUA000DP	Pandemic Unemployment Assistance DP	PUA0DP	10	071700050 - DP Federal	1	100.00	Front End Split (FES)	071700050
UIPUA0	Pandemic Unemployment Assistance CFDA 17.225	Yes	UIPUA000EA	Pandemic Unemployment Assistance EA	EA0FED	10	075110050 - DETS Federal	1	100.00	Front End Split (FES)	075110050
UIPUA0	Pandemic Unemployment Assistance CFDA 17.225	Yes	UIPUAINTDP	Pandemic Unemployment Assistance Integrity DP	PUA0DP	10	071700050 - DP Federal	1	100.00	Front End Split (FES)	071700050
UIPUA0	Pandemic Unemployment Assistance CFDA 17.225	Yes	UIPUAINTEA	Pandemic Unemployment Assistance Integrity EA	EA0FED	10	075110050 - DETS Federal	1	100.00	Front End Split (FES)	075110050
UIPUA0	Pandemic Unemployment Assistance CFDA 17.225	Yes	UIPUAINTGR	Pandemic Unemployment Assistance Integrity	UIPUA0	10	075700050 - UI Federal	1	100.00	Front End Split (FES)	075700050
UIPUAP	Pandemic Unemployment Assistance Processing CFDA 17.225	Yes	ETINDPUAPI	ETS Indirect PUAP Integrity	ETINDR	10	075110050 - ETS Indirect	1	100.00	Front End Split (FES)	075110050



<b>Report Name</b>	ST0016 - Major Program with Program and Funding Profile
<b>Report User</b>	216490
<b>Selected Report Date</b>	1/24/2023
<b>Selected Major Program Codes</b>	All
<b>Selected Department Codes</b>	07

Major Program	Major Program Name	Active Flag	Program Code	Program Name	Funding Profile	Funding Priority	Funding Profile Name	Funding Line	Reim Percent	Split Indicator	Exp AR Unit
UIPUAP	Pandemic Unemployment Assistance Processing CFDA 17.225	Yes	ETINDPUAPS	ETS Indirect PUAP Start-Up	ETINDR	10	075110050 - ETS Indirect	1	100.00	Front End Split (FES)	075110050
UIPUAP	Pandemic Unemployment Assistance Processing CFDA 17.225	Yes	ETINDUPUAP	ETS Indirect PUAP Processing	ETINDR	10	075110050 - ETS Indirect	1	100.00	Front End Split (FES)	075110050
UIPUAP	Pandemic Unemployment Assistance Processing CFDA 17.225	Yes	MSINDPPIDP	MS Indirect PUAP Integrity DP	INDRCT	10	071400050 - MS Indirect	1	100.00	Front End Split (FES)	071400050
UIPUAP	Pandemic Unemployment Assistance Processing CFDA 17.225	Yes	MSINDPUAPI	MS Indirect PUAP Integrity	INDRCT	10	071400050 - MS Indirect	1	100.00	Front End Split (FES)	071400050
UIPUAP	Pandemic Unemployment Assistance Processing CFDA 17.225	Yes	MSINDPUAPS	MS Indirect PUAP Start-Up	INDRCT	10	071400050 - MS Indirect	1	100.00	Front End Split (FES)	071400050
UIPUAP	Pandemic Unemployment Assistance Processing CFDA 17.225	Yes	MSINDUPUAP	MS Indirect PUAP Processing	INDRCT	10	071400050 - MS Indirect	1	100.00	Front End Split (FES)	071400050
UIPUAP	Pandemic Unemployment Assistance Processing CFDA 17.225	Yes	UIPUAP000	Pandemic Unemployment Assistance Processing	UIPUAP	10	075700050- UI Federal	1	100.00	Front End Split (FES)	075700050
UIPUAP	Pandemic Unemployment Assistance Processing CFDA 17.225	Yes	UIPUAPINDP	UI PUAP Integrity DP	DP0FED	10	071700050- DP FED	1	100.00	Front End Split (FES)	071700050
UIPUAP	Pandemic Unemployment Assistance Processing CFDA 17.225	Yes	UIPUAPINTG	UI PUAP Integrity	UI0FED	10	075700050- UI FED	1	100.00	Front End Split (FES)	075700050
UIPUAP	Pandemic Unemployment Assistance Processing CFDA 17.225	Yes	UIPUAPS000	UI PUAP Start-Up	UI0FED	10	075700050- UI FED	1	100.00	Front End Split (FES)	075700050
UISAM0	Secure Access Management(SAM)	Yes	UISAM00001	Secure Access Management(SAM) Holding Program	UISAM0	10	UI SAM	1	100.00	Front End Split (FES)	075700050
UISAM1	Secure Access Management RSA	Yes	B0257SAM21	DOA.OEFA Secure Access Manager	BSAM21	10	DOA.OEFA Secure Access Manager	1	100.00	Front End Split (FES)	075700080
UISAM1	Secure Access Management RSA	Yes	B0357SAM11	LAW-MFC-UI Secure Access Management	BSAM11	10	Secure Access Management RSA	1	100.00	Front End Split (FES)	075700080
UISAM1	Secure Access Management RSA	Yes	B0457SAM04	CSSD-UI Secure Access Management	BSAM04	10	Secure Access Management RSA	1	100.00	Front End Split (FES)	075700080
UISAM1	Secure Access Management RSA	Yes	B0457SAM18	AHFC-UI Secure Access Management	BSAM18	10	Secure Access Management RSA	1	100.00	Front End Split (FES)	075700080
UISAM1	Secure Access Management RSA	Yes	B0457SAM19	DOR-CIU-UI Secure Access Management	BSAM19	10	Secure Access Management RSA	1	100.00	Front End Split (FES)	075700080
UISAM1	Secure Access Management RSA	Yes	B0457SAM20	DOR-TAX-UI Secure Access Management	BSAM20	10	Secure Access Management	1	100.00	Front End Split (FES)	075700080
UISAM1	Secure Access Management RSA	Yes	B0557SAM17	ACPE-UI Secure Access Management	BSAM17	10	Secure Access Management RSA	1	100.00	Front End Split (FES)	075700080
UISAM1	Secure Access Management RSA	Yes	B0657SAM06	HSS-FMS-UI Secure Access Management	BSAM06	10	Secure Access Management RSA	1	100.00	Front End Split (FES)	075700080
UISAM1	Secure Access Management RSA	Yes	B0657SAM07	HSS-HCS-UI Secure Access Management	BSAM07	10	Secure Access Management RSA	1	100.00	Front End Split (FES)	075700080
UISAM1	Secure Access Management RSA	Yes	B0657SAM08	OCS-UI Secure Access Management	BSAM08	10	Secure Access Management RSA	1	100.00	Front End Split (FES)	075700080
UISAM1	Secure Access Management RSA	Yes	B0657SAM09	HSS-DPA-UI Secure Access Management	BSAM09	10	Secure Access Management RSA	1	100.00	Front End Split (FES)	075700080
UISAM1	Secure Access Management RSA	Yes	B0857SAM22	DCCED Secure Access Manager	BSAM22	10	DCCED Secure Access Manager	1	100.00	Front End Split (FES)	075700080
UISAM1	Secure Access Management RSA	Yes	B0857SAM22	DCCED Secure Access Manager	BSAM22	10	DCCED Secure Access Manager	2	0.00	Front End Split (FES)	075700080
UISAM1	Secure Access Management RSA	Yes	B0857SAM22	DCCED Secure Access Manager	BSAM22	20	DCCED Secure Access Manager	1	100.00	Front End Split (FES)	075700080
UISAM1	Secure Access Management RSA	Yes	B1257SAM14	LMI-UI Secure Access Management	BSAM14	10	Secure Access Management RSA	1	100.00	Front End Split (FES)	075700080
UISAM1	Secure Access Management RSA	Yes	B3157SAM15	WC-UI Secure Access Management	BSAM15	10	Secure Access Management RSA	1	100.00	Front End Split (FES)	075700080
UISAM1	Secure Access Management RSA	Yes	B4257SAM13	LSS-UI Secure Access Management	BSAM13	10	Secure Access Management RSA	1	100.00	Front End Split (FES)	075700080
UISAM1	Secure Access Management RSA	Yes	B5357SAM03	WS-UI Secure Access Management	BSAM03	10	Secure Access Management RSA	1	100.00	Front End Split (FES)	075700080

<b>Report Name</b>	ST0016 - Major Program with Program and Funding Profile
<b>Report User</b>	216490
<b>Selected Report Date</b>	1/24/2023
<b>Selected Major Program Codes</b>	All
<b>Selected Department Codes</b>	07

Major Program	Major Program Name	Active Flag	Program Code	Program Name	Funding Profile	Funding Priority	Funding Profile Name	Funding Line	Reim Percent	Split Indicator	Exp AR Unit
UISAM1	Secure Access Management RSA	Yes	B5557SAM02	WD-UI Secure Access Management	BSAM02	10	Secure Access Management RSA	1	100.00	Front End Split (FES)	075700080
UISAM1	Secure Access Management RSA	Yes	B5717SAM01	UI-DP Secure Access Management	BSAMDP	10	Secure Access Management RSA	1	100.00	Front End Split (FES)	071700080
UISAM1	Secure Access Management RSA	Yes	B5751SAM01	Secure Access Management RSA	EA00IA	10	DETs ADMIN IA	1	100.00	Front End Split (FES)	075110080
UISAM1	Secure Access Management RSA	Yes	B7157SAM16	DVR-UI Secure Access Management	BSAM16	10	Secure Access Management RSA	1	100.00	Front End Split (FES)	075700080
UISAM1	Secure Access Management RSA	Yes	B8157SAM12	AVTEC-UI Secure Access Management	BSAM12	10	Secure Access Management RSA	1	100.00	Front End Split (FES)	075700080
UISBRD	UI Supplemental Budget Request Data CFDA 17.225	Yes	ETINDUIDAT	ET Indirect SBR Data Analytics Tool	ETINDR	10	ET Indirect UI SBR	1	100.00	Front End Split (FES)	075110050
UISBRD	UI Supplemental Budget Request Data CFDA 17.225	Yes	MSINDUIDAT	MS Indirect SBR Data Analytics Tool	INDRCT	10	MS Indirect UI SBR	1	100.00	Front End Split (FES)	071400050
UISBRD	UI Supplemental Budget Request Data CFDA 17.225	Yes	SBRINTPERF	UI SBR Prog Integrity and Performance Improvements	SBRDUI	10	075700050 - SBRD	1	100.00	Front End Split (FES)	075700050
WAGPE2	Wagner Peyser CFDA 17.207	Yes	ETINDW210D	Wagner Peyser WS 10% ETS Indirect	ETINDR	10	Wag Pey DETS Indirect	1	100.00	Front End Split (FES)	075110050
WAGPE2	Wagner Peyser CFDA 17.207	Yes	ETINDW210S	Wagner Peyser WS 10% ETS Indirect	ETINDR	10	Wag Pey DETS Indirect	1	100.00	Front End Split (FES)	075110050
WAGPE2	Wagner Peyser CFDA 17.207	Yes	MSINDW210D	Wagner Peyser WS 10% MS Indirect	INDRCT	10	DLWD Federal Indirect	1	100.00	Front End Split (FES)	071400050
WAGPE2	Wagner Peyser CFDA 17.207	Yes	WAGPE200WD	Wagney Peyser WD Regular	WP00WD	10	075500050 - Wagner Peyser	1	100.00	Front End Split (FES)	075500050
WAGPE2	Wagner Peyser CFDA 17.207	Yes	WAGPE200WS	Wagner Peyser WS Regular	W200WS	10	075300050 - Wagner Peyser	1	100.00	Front End Split (FES)	075300050
WAGPE2	Wagner Peyser CFDA 17.207	Yes	WAGPE200WS	Wagner Peyser WS Regular	WP00WS	10	Do Not Use	1	100.00	Front End Split (FES)	075300050
WAGPE2	Wagner Peyser CFDA 17.207	Yes	WAGPE210P0	Wagner Peyser WS 10%	WP10WS	10	075300050 - Wagner Peyser 10%	1	100.00	Front End Split (FES)	075300050
WAGPE2	Wagner Peyser CFDA 17.207	Yes	WAGPE210PD	Wagner Peyser WD 10%	WP00WD	10	075500050 - Wagner Peyser	1	100.00	Front End Split (FES)	075500050
WAGPEY	Wagner Peyser (WP) CFDA 17.207	Yes	ETINDWP00D	ETS Indirect for Wagner Peyser WD	ETINDR	10	Wag Pey DETS Indirect	1	100.00	Front End Split (FES)	075110050
WAGPEY	Wagner Peyser (WP) CFDA 17.207	Yes	ETINDWP00S	ETS Indirect for Wagner Peyser WS	ETINDR	10	Wag Pey DETS Indirect	1	100.00	Front End Split (FES)	075110050
WAGPEY	Wagner Peyser (WP) CFDA 17.207	Yes	ETINDWP00U	ETS Indirect for Wagner Peyser UI	ETINDR	10	Wag Pey DETS Indirect	1	100.00	Front End Split (FES)	075110050
WAGPEY	Wagner Peyser (WP) CFDA 17.207	Yes	ETINDWP0EA	ETS Ind Wag Pey ETS Administration	ETINDR	10	Wag Pey DETS Indirect	1	100.00	Front End Split (FES)	075110050
WAGPEY	Wagner Peyser (WP) CFDA 17.207	Yes	ETINDWP10D	ETS Indirect for WAGPEY 10% WD	ETINDR	10	Wag Pey DETS Indirect	1	100.00	Front End Split (FES)	075110050
WAGPEY	Wagner Peyser (WP) CFDA 17.207	Yes	ETINDWP10S	ETS Indirect for Wagner Peyser 10% WS	ETINDR	10	Wag Pey DETS Indirect	1	100.00	Front End Split (FES)	075110050
WAGPEY	Wagner Peyser (WP) CFDA 17.207	Yes	ETINDWPDEI	ET Ind DEIP13 recoded to WagPey	ETINDR	10	Wag Pey DETS Indirect	1	100.00	Front End Split (FES)	075110050
WAGPEY	Wagner Peyser (WP) CFDA 17.207	Yes	ETINDWP1BC	ETS Indirect for Labor Cert recoded to Wag Pey	ETINDR	10	Wag Pey DETS Indirect	1	100.00	Front End Split (FES)	075110050
WAGPEY	Wagner Peyser (WP) CFDA 17.207	Yes	ETINDWPWTC	ETS Indirect for WOTC recoded to Wag Pey	ETINDR	10	Wag Pey DETS Indirect	1	100.00	Front End Split (FES)	075110050
WAGPEY	Wagner Peyser (WP) CFDA 17.207	Yes	MSINDWP00D	MS Indirect for Wagner Peyser WD	INDRCT	10	DLWD Federal Indirect	1	100.00	Front End Split (FES)	071400050
WAGPEY	Wagner Peyser (WP) CFDA 17.207	Yes	MSINDWP0EA	MS Ind Wag Pey ETS Administration	INDRCT	10	DLWD Federal Indirect	1	100.00	Front End Split (FES)	071400050
WAGPEY	Wagner Peyser (WP) CFDA 17.207	Yes	MSINDWP10D	MS Indirect for WAGPEY 10% WD	INDRCT	10	DLWD Federal Indirect	1	100.00	Front End Split (FES)	071400050
WAGPEY	Wagner Peyser (WP) CFDA 17.207	Yes	MSINDWPDEI	MS Ind DEIP13 recoded to WagPey	INDRCT	10	DLWD Federal Indirect	1	100.00	Front End Split (FES)	071400050
WAGPEY	Wagner Peyser (WP) CFDA 17.207	Yes	MSINDWP1BC	MS Indirect for Labor Cert recoded to Wag Pey	INDRCT	10	DLWD Federal Indirect	1	100.00	Front End Split (FES)	071400050
WAGPEY	Wagner Peyser (WP) CFDA 17.207	Yes	MSINDWPWTC	MS Indirect for WOTC recoded to Wag Pey	INDRCT	10	DLWD Federal Indirect	1	100.00	Front End Split (FES)	071400050
WAGPEY	Wagner Peyser (WP) CFDA 17.207	Yes	WAGPEY00DP	Wagner Peyser-Data Processing	WPDP01	10	Wag Pey for Data Processing	1	100.00	Front End Split (FES)	071700050
WAGPEY	Wagner Peyser (WP) CFDA 17.207	Yes	WAGPEY00EA	Wagner Peyser-ETS Administration	EA0FED	10	075110050 - ETS Admin Federal	1	100.00	Front End Split (FES)	075110050
WAGPEY	Wagner Peyser (WP) CFDA 17.207	Yes	WAGPEY00WD	Wagner Peyser Workforce Development	WP00WD	10	075500050 - Wagner Peyser	1	100.00	Front End Split (FES)	075500050

<b>Report Name</b>	ST0016 - Major Program with Program and Funding Profile
<b>Report User</b>	216490
<b>Selected Report Date</b>	1/24/2023
<b>Selected Major Program Codes</b>	All
<b>Selected Department Codes</b>	07

Major Program	Major Program Name	Active Flag	Program Code	Program Name	Funding Profile	Funding Priority	Funding Profile Name	Funding Line	Reim Percent	Split Indicator	Exp AR Unit
WAGPEY	Wagner Peyser (WP) CFDA 17.207	Yes	WAGPEY00WS	Wagner Peyser Workforce Services	WP00WS	10	075300050 - Wagner Peyser	1	100.00	Front End Split (FES)	075300050
WAGPEY	Wagner Peyser (WP) CFDA 17.207	Yes	WAGPEY00UI	Wagner Peyser Unemployment Insurance	WP00UI	10	075700050 - Wagner Peyser	1	100.00	Front End Split (FES)	075700050
WAGPEY	Wagner Peyser (WP) CFDA 17.207	Yes	WAGPEY10P0	Wagner Peyser 10%	WP00WS	10	075300050 - Wagner Peyser	1	100.00	Front End Split (FES)	075300050
WAGPEY	Wagner Peyser (WP) CFDA 17.207	Yes	WAGPEY10PD	Wagner Peyser 10% WD	WP00WD	10	075500050 - Wagner Peyser	1	100.00	Front End Split (FES)	075500050
WAGPEY	Wagner Peyser (WP) CFDA 17.207	Yes	WAGPEYJOB	Workforce Service Program Receipts (Job Fair)	WPJOB	10	Workforce Service Program Receipts (Job Fair)	1	100.00	Front End Split (FES)	075300041
WAGPEY	Wagner Peyser (WP) CFDA 17.207	Yes	WAGPEYPAN0	Workforce Service Program Receipts (PAN0)	WPPAN0	10	Workforce Service Program Receipts (PAN0)	1	100.00	Front End Split (FES)	075300041
WAGPEY	Wagner Peyser (WP) CFDA 17.207	Yes	WP10INDRCT	MS Indirect for Wagner Peyser 10% WS	INDRCT	10	DLWD Federal Indirect	1	100.00	Front End Split (FES)	071400050
WAGPEY	Wagner Peyser (WP) CFDA 17.207	Yes	WPDPIINDRCT	DP Wagner Peyser Federal Indirect	INDRCT	10	DLWD Federal Indirect	1	100.00	Front End Split (FES)	071400050
WAGPEY	Wagner Peyser (WP) CFDA 17.207	Yes	WPINDIRECT	MS Indirect for Wagner Peyser WS	INDRCT	10	DLWD Federal Indirect	1	100.00	Front End Split (FES)	071400050
WAGPEY	Wagner Peyser (WP) CFDA 17.207	Yes	WPUINDRCT	MS Indirect for Wagner Peyser UI	INDRCT	10	DLWD Federal Indirect	1	100.00	Front End Split (FES)	071400050
WIAAME	WIA American Competitiveness CFDA 17.268	Yes	ETINDAAI0D	ETS Indirect for American Apprenticeship Initiative WD	ETINDR	10	WIAAME DETS Indirect	1	100.00	Front End Split (FES)	075110050
WIAAME	WIA American Competitiveness CFDA 17.268	Yes	ETINDAAI0S	ETS Indirect for American Apprenticeship Initiative WS	ETINDR	10	WIAAME DETS Indirect	1	100.00	Front End Split (FES)	075110050
WIAAME	WIA American Competitiveness CFDA 17.268	Yes	MSINDAAI0D	MS Indirect for American Apprenticeship Initiative WD	INDRCT	10	DLWD Federal Indirect	1	100.00	Front End Split (FES)	071400050
WIAAME	WIA American Competitiveness CFDA 17.268	Yes	MSINDAAI0S	MS Indirect for American Apprenticeship Initiative WS	INDRCT	10	DLWD Federal Indirect	1	100.00	Front End Split (FES)	071400050
WIAAME	WIA American Competitiveness CFDA 17.268	Yes	MSINDAAWIB	MS Indirect for American Apprenticeship Initiative WIB	INDRCT	10	DLWD Federal Indirect	1	100.00	Front End Split (FES)	071400050
WIAAME	WIA American Competitiveness CFDA 17.268	Yes	WIAAAI00WD	WIA American Apprenticeship Initiative Workforce Development	AAI0WD	10	075500050 - American Apprenticeship Initiative	1	100.00	Front End Split (FES)	075500050
WIAAME	WIA American Competitiveness CFDA 17.268	Yes	WIAAAI00WS	WIA American Apprenticeship Initiative Workforce Services	AAI0WS	10	075300050 - American Apprenticeship Initiative	1	100.00	Front End Split (FES)	075300050
WIAAME	WIA American Competitiveness CFDA 17.268	Yes	WIAAAI0WIB	WIA American Apprenticeship Initiative WIB	WIBFED	10	071120050 WIB FED	1	100.00	Front End Split (FES)	071120050
WIANEG	WIA National Emergency Grants CFDA 17.277	Yes	ETINDNEGSD	ETS Indirect for NEG SP WD	ETINDR	10	WIANEG DETS Indirect	1	100.00	Front End Split (FES)	075110050
WIANEG	WIA National Emergency Grants CFDA 17.277	Yes	ETINDRSIDD	ETS Indirect for NEG RSIDW grant WD	ETINDR	10	WIANEG DETS Indirect	1	100.00	Front End Split (FES)	075110050
WIANEG	WIA National Emergency Grants CFDA 17.277	Yes	MSINDRSIDD	MS Indirect for NEG RSIDW WD	INDRCT	10	DLWD Federal Indirect	1	100.00	Front End Split (FES)	071400050
WIANEG	WIA National Emergency Grants CFDA 17.277	Yes	WNEGRSI0DP	Reemployment & System Integration Dislocated Worker Grant DP	RSI0DP	10	071700050 - RSI DWG NEG DP	1	100.00	Front End Split (FES)	071700050
WIANEG	WIA National Emergency Grants CFDA 17.277	Yes	WNEGRSIDWG	Reemployment & System Integration Dislocated Worker Grant	RSIDWD	10	RSI-DWG NEG	1	100.00	Front End Split (FES)	075500050
WIAPDR	WIA Pilots, Demonstrations, & Research Projects CFDA 17.261	Yes	WDQIPPAIND	WDQI Indirect-Project Planning & Assistance	INDRCT	10	DLWD Federal Indirect	1	100.00	Front End Split (FES)	071400050
WIOAAD	WIOA Adult Program CFDA 17.258	Yes	ADL3YRCAPD	WIOA Adult Loc WD Recapture	WD0FED	10	075500050 - WIOA WD Activities	1	100.00	Front End Split (FES)	075500050
WIOAAD	WIOA Adult Program CFDA 17.258	Yes	ADL3YRCAPE	WIOA Adult Loc DETS Admn Recapture	EA0FED	10	075110050- ETS Admin FED	1	100.00	Front End Split (FES)	075110050
WIOAAD	WIOA Adult Program CFDA 17.258	Yes	ADL3YRCAPS	WIOA Adult Loc WS Recapture	WS0FED	10	075300050 - WIOA WS Activities	1	100.00	Front End Split (FES)	075300050
WIOAAD	WIOA Adult Program CFDA 17.258	Yes	ADLCLWDRES	Adult Local WD Restoration Funding	ADLTWD	10	075500050 - Adult	1	100.00	Front End Split (FES)	075500050

<b>Report Name</b>	ST0016 - Major Program with Program and Funding Profile
<b>Report User</b>	216490
<b>Selected Report Date</b>	1/24/2023
<b>Selected Major Program Codes</b>	All
<b>Selected Department Codes</b>	07

Major Program	Major Program Name	Active Flag	Program Code	Program Name	Funding Profile	Funding Priority	Funding Profile Name	Funding Line	Reim Percent	Split Indicator	Exp AR Unit
WIOAAD	WIOA Adult Program CFDA 17.258	Yes	ADLCLWSRES	Adult Local WS Restoration Funding	ADLTWS	10	075300050 - Adult	1	100.00	Front End Split (FES)	075300050
WIOAAD	WIOA Adult Program CFDA 17.258	Yes	ADSTDWDRES	Adult Statewide WD Restoration Funding	ADLTWD	10	075500050 - Adult	1	100.00	Front End Split (FES)	075500050
WIOAAD	WIOA Adult Program CFDA 17.258	Yes	ADSTDWSRES	Adult Statewide WS Restoration Funding	ADLTWS	10	075300050 - Adult	1	100.00	Front End Split (FES)	075300050
WIOAAD	WIOA Adult Program CFDA 17.258	Yes	ADULTLCLEA	Adult Local ETS Admin DP	EA0FED	10	075110050- ETS Admin FED	1	100.00	Front End Split (FES)	075110050
WIOAAD	WIOA Adult Program CFDA 17.258	Yes	ADULTLCLWD	Adult Local Workforce Development	ADLTWD	10	075500050 - Adult	1	100.00	Front End Split (FES)	075500050
WIOAAD	WIOA Adult Program CFDA 17.258	Yes	ADULTLCLWS	Adult Local Workforce Services	ADLTWS	10	075300050 - Adult	1	100.00	Front End Split (FES)	075300050
WIOAAD	WIOA Adult Program CFDA 17.258	Yes	ADULTSTWEA	Adult Statewide ETS Admin DP	EA0FED	10	075110050- ETS Admin FED	1	100.00	Front End Split (FES)	075110050
WIOAAD	WIOA Adult Program CFDA 17.258	Yes	ADULTSTWIB	Adult Statewide WIB	WIBFED	10	071120050 WIB FED	1	100.00	Front End Split (FES)	071120050
WIOAAD	WIOA Adult Program CFDA 17.258	Yes	ADULTSTWWD	Adult Statewide Workforce Development	ADLTWD	10	075500050 - Adult	1	100.00	Front End Split (FES)	075500050
WIOAAD	WIOA Adult Program CFDA 17.258	Yes	ADULTSTWWS	Adult Statewide Workforce Services	ADLTWS	10	075300050 - Adult	1	100.00	Front End Split (FES)	075300050
WIOAAD	WIOA Adult Program CFDA 17.258	Yes	ETINDADL3E	ETS Indirect for WIOA Adult Loc DETS Admn Recapture	ETINDR	10	WIOAAD DETS Indirect	1	100.00	Front End Split (FES)	075110050
WIOAAD	WIOA Adult Program CFDA 17.258	Yes	ETINDADLCD	ETS Indirect for Adult Local WD	ETINDR	10	WIOAAD DETS Indirect	1	100.00	Front End Split (FES)	075110050
WIOAAD	WIOA Adult Program CFDA 17.258	Yes	ETINDADLCE	ETS Indirect for Adult Local ETS Admin DP	ETINDR	10	WIOAAD DETS Indirect	1	100.00	Front End Split (FES)	075110050
WIOAAD	WIOA Adult Program CFDA 17.258	Yes	ETINDADLCS	ETS Indirect for Adult Local WS	ETINDR	10	WIOAAD DETS Indirect	1	100.00	Front End Split (FES)	075110050
WIOAAD	WIOA Adult Program CFDA 17.258	Yes	ETINDADSTD	ETS Indirect for Adult Statewide WD	ETINDR	10	WIOAAD DETS Indirect	1	100.00	Front End Split (FES)	075110050
WIOAAD	WIOA Adult Program CFDA 17.258	Yes	ETINDADSTE	ETS Indirect for Adult Statewide ETS Admin DP	ETINDR	10	WIOAAD DETS Indirect	1	100.00	Front End Split (FES)	075110050
WIOAAD	WIOA Adult Program CFDA 17.258	Yes	ETINDADSTS	ETS Indirect for Adult Statewide Workforce Services	ETINDR	10	WIOAAD DETS Indirect	1	100.00	Front End Split (FES)	075110050
WIOAAD	WIOA Adult Program CFDA 17.258	Yes	MSINDADL3E	MS Indirect for WIOA Adult Loc DETS Admn Recapture	INDRCT	10	WIOAAD MS Indirect	1	100.00	Front End Split (FES)	071400050
WIOAAD	WIOA Adult Program CFDA 17.258	Yes	MSINDADLCD	MS Indirect for Adult Local WD	INDRCT	10	WIOAAD MS Indirect	1	100.00	Front End Split (FES)	071400050
WIOAAD	WIOA Adult Program CFDA 17.258	Yes	MSINDADLCE	MS Indirect for Adult Local ETS Admin DP	INDRCT	10	WIOAAD MS Indirect	1	100.00	Front End Split (FES)	071400050
WIOAAD	WIOA Adult Program CFDA 17.258	Yes	MSINDADLCS	MS Indirect for Adult Local WS	INDRCT	10	WIOAAD MS Indirect	1	100.00	Front End Split (FES)	071400050
WIOAAD	WIOA Adult Program CFDA 17.258	Yes	MSINDADSTD	MS Indirect for Adult Statewide WD	INDRCT	10	WIOAAD MS Indirect	1	100.00	Front End Split (FES)	071400050
WIOAAD	WIOA Adult Program CFDA 17.258	Yes	MSINDADSTE	MS Indirect for Adult Statewide ETS Admin DP	INDRCT	10	WIOAAD MS Indirect	1	100.00	Front End Split (FES)	071400050
WIOAAD	WIOA Adult Program CFDA 17.258	Yes	MSINDADSTS	MS Indirect Adult Statewide Workforce Services	INDRCT	10	WIOAAD MS Indirect	1	100.00	Front End Split (FES)	071400050
WIOAAD	WIOA Adult Program CFDA 17.258	Yes	MSINDASWIB	MS Indirect for Adult Statewide WIB	INDRCT	10	WIOAAD MS Indirect	1	100.00	Front End Split (FES)	071400050
WIOAAD	WIOA Adult Program CFDA 17.258	Yes	PYRECADLCS	Prior year recovery WIOA-Adult Local F17 WS	ADLTWS	10	075300050 - Adult	1	100.00	Front End Split (FES)	075300050
WIOADW	WIOA Dislocated Worker Formula Grants (DW) CFDA17.278	Yes	DW0LOCALDP	Dislocated Worker Local DP	DW00DP	10	071700050 - Dislocated Worker DP	1	100.00	Front End Split (FES)	071700050
WIOADW	WIOA Dislocated Worker Formula Grants (DW) CFDA17.278	Yes	DW0LOCALWD	Dislocated Worker Local Workforce Development	DW00WD	10	075500050 - Dislocated Worker	1	100.00	Front End Split (FES)	075500050
WIOADW	WIOA Dislocated Worker Formula Grants (DW) CFDA17.278	Yes	DW0LOCALWS	Dislocated Worker Local Workforce Services	DW00WS	10	075300050 - Dislocated Worker	1	100.00	Front End Split (FES)	075300050
WIOADW	WIOA Dislocated Worker Formula Grants (DW) CFDA17.278	Yes	DW0RAPIDEA	Dislocated Worker Rapid Response ETS Admin DP	EA0FED	10	075110050- ETS Admin FED	1	100.00	Front End Split (FES)	075110050

<b>Report Name</b>	ST0016 - Major Program with Program and Funding Profile
<b>Report User</b>	216490
<b>Selected Report Date</b>	1/24/2023
<b>Selected Major Program Codes</b>	All
<b>Selected Department Codes</b>	07

Major Program	Major Program Name	Active Flag	Program Code	Program Name	Funding Profile	Funding Priority	Funding Profile Name	Funding Line	Reim Percent	Split Indicator	Exp AR Unit
WIOADW	WIOA Dislocated Worker Formula Grants (DW) CFDA17.278	Yes	DW0RAPIDWD	Dislocated Worker Rapid Response Workforce Development	DW00WD	10	075500050 - Dislocated Worker	1	100.00	Front End Split (FES)	075500050
WIOADW	WIOA Dislocated Worker Formula Grants (DW) CFDA17.278	Yes	DW0RAPIDWS	Dislocated Worker Rapid Response Workforce Services	DW00WS	10	075300050 - Dislocated Worker	1	100.00	Front End Split (FES)	075300050
WIOADW	WIOA Dislocated Worker Formula Grants (DW) CFDA17.278	Yes	DW0RRWDRES	Dislocated Worker Rapid Response WD Restoration Funding	DW00WD	10	075500050 - Dislocated Worker	1	100.00	Front End Split (FES)	075500050
WIOADW	WIOA Dislocated Worker Formula Grants (DW) CFDA17.278	Yes	DW0RRWSRES	Dislocated Worker Rapid Response WS Restoration Funding	DW00WS	10	075300050 - Dislocated Worker	1	100.00	Front End Split (FES)	075300050
WIOADW	WIOA Dislocated Worker Formula Grants (DW) CFDA17.278	Yes	DW0STATEDP	Dislocated Worker Statewide DP	DW00DP	10	071700050 - Dislocated Worker DP	1	100.00	Front End Split (FES)	071700050
WIOADW	WIOA Dislocated Worker Formula Grants (DW) CFDA17.278	Yes	DW0STATEEA	Dislocated Worker Statewide ETS Admin DP	EA0FED	10	075110050 - ETS Admin FED	1	100.00	Front End Split (FES)	075110050
WIOADW	WIOA Dislocated Worker Formula Grants (DW) CFDA17.278	Yes	DW0STATEWD	Dislocated Worker Statewide Workforce Development	DW00WD	10	075500050 - Dislocated Worker	1	100.00	Front End Split (FES)	075500050
WIOADW	WIOA Dislocated Worker Formula Grants (DW) CFDA17.278	Yes	DW0STATEWS	Dislocated Worker Statewide Workforce Services	DW00WS	10	075300050 - Dislocated Worker	1	100.00	Front End Split (FES)	075300050
WIOADW	WIOA Dislocated Worker Formula Grants (DW) CFDA17.278	Yes	DWL3YRCAPD	WIOA DW Loc WD Recapture	WD0FED	10	075500050 - WIOA WD Activities	1	100.00	Front End Split (FES)	075500050
WIOADW	WIOA Dislocated Worker Formula Grants (DW) CFDA17.278	Yes	DWL3YRCAPS	WIOA DW Loc WS Recapture	WS0FED	10	075300050 - WIOA WS Activities	1	100.00	Front End Split (FES)	075300050
WIOADW	WIOA Dislocated Worker Formula Grants (DW) CFDA17.278	Yes	DWLCLWDRES	Dislocated Worker Local WD Restoration Funding	DW00WD	10	075500050 - Dislocated Worker	1	100.00	Front End Split (FES)	075500050
WIOADW	WIOA Dislocated Worker Formula Grants (DW) CFDA17.278	Yes	DWLCLWSRES	Dislocated Worker Local WS Restoration Funding	DW00WS	10	075300050 - Dislocated Worker	1	100.00	Front End Split (FES)	075300050
WIOADW	WIOA Dislocated Worker Formula Grants (DW) CFDA17.278	Yes	DWSTATEWIB	Dislocated Worker Statewide WIB	WIBFED	10	071120050 WIB FED	1	100.00	Front End Split (FES)	071120050
WIOADW	WIOA Dislocated Worker Formula Grants (DW) CFDA17.278	Yes	DWSTDWDRES	Dislocated Worker Statewide WD Restoration Funding	DW00WD	10	075500050 - Dislocated Worker	1	100.00	Front End Split (FES)	075500050
WIOADW	WIOA Dislocated Worker Formula Grants (DW) CFDA17.278	Yes	DWSTDWSRES	Dislocated Worker Statewide WS Restoration Funding	DW00WS	10	075300050 - Dislocated Worker	1	100.00	Front End Split (FES)	075300050
WIOADW	WIOA Dislocated Worker Formula Grants (DW) CFDA17.278	Yes	ETINDDWLCD	ETS Indirect for Dislocated Worker Local WD	ETINDR	10	WIOADW DETS Indirect	1	100.00	Front End Split (FES)	075110050
WIOADW	WIOA Dislocated Worker Formula Grants (DW) CFDA17.278	Yes	ETINDDWLCS	ETS Indirect for Dislocated Worker Local WS	ETINDR	10	WIOADW DETS Indirect	1	100.00	Front End Split (FES)	075110050
WIOADW	WIOA Dislocated Worker Formula Grants (DW) CFDA17.278	Yes	ETINDDWRRD	ETS Indirect for DW Rapid Response WD	ETINDR	10	WIOADW DETS Indirect	1	100.00	Front End Split (FES)	075110050
WIOADW	WIOA Dislocated Worker Formula Grants (DW) CFDA17.278	Yes	ETINDDWRRE	ETS Indirect for DW Rapid Response ETS Admin DP	ETINDR	10	WIOADW DETS Indirect	1	100.00	Front End Split (FES)	075110050
WIOADW	WIOA Dislocated Worker Formula Grants (DW) CFDA17.278	Yes	ETINDDWRRS	ETS Indirect for DW Rapid Response WS	ETINDR	10	WIOADW DETS Indirect	1	100.00	Front End Split (FES)	075110050
WIOADW	WIOA Dislocated Worker Formula Grants (DW) CFDA17.278	Yes	ETINDDWSTD	ETS Indirect for Dislocated Worker Statewide WD	ETINDR	10	WIOADW DETS Indirect	1	100.00	Front End Split (FES)	075110050
WIOADW	WIOA Dislocated Worker Formula Grants (DW) CFDA17.278	Yes	ETINDDWSTE	ETS Indirect for Dislocated Worker Statewide ETS Admin DP	ETINDR	10	WIOADW DETS Indirect	1	100.00	Front End Split (FES)	075110050
WIOADW	WIOA Dislocated Worker Formula Grants (DW) CFDA17.278	Yes	ETINDDWSTS	ETS Indirect for Dislocated Worker Statewide WS	ETINDR	10	WIOADW DETS Indirect	1	100.00	Front End Split (FES)	075110050



<b>Report Name</b>	ST0016 - Major Program with Program and Funding Profile
<b>Report User</b>	216490
<b>Selected Report Date</b>	1/24/2023
<b>Selected Major Program Codes</b>	All
<b>Selected Department Codes</b>	07

Major Program	Major Program Name	Active Flag	Program Code	Program Name	Funding Profile	Funding Priority	Funding Profile Name	Funding Line	Reim Percent	Split Indicator	Exp AR Unit
WIOADW	WIOA Dislocated Worker Formula Grants (DW) CFDA17.278	Yes	MSINDDSWIB	MS Indirect for Dislocated Worker Statewide WIB	INDRCT	10	WIOADW MS Indirect	1	100.00	Front End Split (FES)	071400050
WIOADW	WIOA Dislocated Worker Formula Grants (DW) CFDA17.278	Yes	MSINDDWLCD	MS Indirect for Dislocated Worker Local WD	INDRCT	10	WIOADW MS Indirect	1	100.00	Front End Split (FES)	071400050
WIOADW	WIOA Dislocated Worker Formula Grants (DW) CFDA17.278	Yes	MSINDDWLCS	MS Indirect for Dislocated Worker Local WS	INDRCT	10	WIOADW MS Indirect	1	100.00	Front End Split (FES)	071400050
WIOADW	WIOA Dislocated Worker Formula Grants (DW) CFDA17.278	Yes	MSINDDWRRD	MS Indirect for Dislocated Worker Rapid Response WD	INDRCT	10	WIOADW MS Indirect	1	100.00	Front End Split (FES)	071400050
WIOADW	WIOA Dislocated Worker Formula Grants (DW) CFDA17.278	Yes	MSINDDWRRE	MS Indirect for Dislocated Worker Rapid Response ETS Admn DP	INDRCT	10	WIOADW MS Indirect	1	100.00	Front End Split (FES)	071400050
WIOADW	WIOA Dislocated Worker Formula Grants (DW) CFDA17.278	Yes	MSINDDWRRS	MS Indirect for Dislocated Worker Rapid Response WS	INDRCT	10	WIOADW MS Indirect	1	100.00	Front End Split (FES)	071400050
WIOADW	WIOA Dislocated Worker Formula Grants (DW) CFDA17.278	Yes	MSINDDWSTD	MS Indirect for Dislocated Worker Statewide WD	INDRCT	10	WIOADW MS Indirect	1	100.00	Front End Split (FES)	071400050
WIOADW	WIOA Dislocated Worker Formula Grants (DW) CFDA17.278	Yes	MSINDDWSTE	MS Indirect for Dislocated Worker Statewide ETS Admin DP	INDRCT	10	WIOADW MS Indirect	1	100.00	Front End Split (FES)	071400050
WIOADW	WIOA Dislocated Worker Formula Grants (DW) CFDA17.278	Yes	MSINDDWSTS	MS Indirect for Dislocated Worker Statewide WS	INDRCT	10	WIOADW MS Indirect	1	100.00	Front End Split (FES)	071400050
WIOADW	WIOA Dislocated Worker Formula Grants (DW) CFDA17.278	Yes	PYRECDWLCS	Prior year recovery WIOA-DW Local F17 WS	DW00WS	10	075300050 - Dislocated Worker	1	100.00	Front End Split (FES)	075300050
WIOAYO	WIOA Youth Activities CFDA 17.259	Yes	ETINDYTLCD	ETS Indirect for Youth Local WD	ETINDR	10	WIOA Youth DETS Indirect	1	100.00	Front End Split (FES)	075110050
WIOAYO	WIOA Youth Activities CFDA 17.259	Yes	ETINDYTLCE	ETS Indirect for Youth Local ETS Admin DP	ETINDR	10	WIOA Youth DETS Indirect	1	100.00	Front End Split (FES)	075110050
WIOAYO	WIOA Youth Activities CFDA 17.259	Yes	ETINDYTLCS	ETS Indirect for Youth Local WS	ETINDR	10	WIOA Youth DETS Indirect	1	100.00	Front End Split (FES)	075110050
WIOAYO	WIOA Youth Activities CFDA 17.259	Yes	ETINDYTSTD	ETS Indirect for Youth Statewide WD	ETINDR	10	WIOA Youth DETS Indirect	1	100.00	Front End Split (FES)	075110050
WIOAYO	WIOA Youth Activities CFDA 17.259	Yes	ETINDYTSTS	ETS Indirect for Youth Statewide WS	ETINDR	10	WIOA Youth DETS Indirect	1	100.00	Front End Split (FES)	075110050
WIOAYO	WIOA Youth Activities CFDA 17.259	Yes	MSINDYLWIB	MS Indirect for Youth Local WIB	INDRCT	10	Youth MS Indirect	1	100.00	Front End Split (FES)	071400050
WIOAYO	WIOA Youth Activities CFDA 17.259	Yes	MSINDYSWIB	MS Indirect for Youth Statewide WIB	INDRCT	10	Youth MS Indirect	1	100.00	Front End Split (FES)	071400050
WIOAYO	WIOA Youth Activities CFDA 17.259	Yes	MSINDYTLCD	MS Indirect for Youth Local WD	INDRCT	10	Youth MS Indirect	1	100.00	Front End Split (FES)	071400050
WIOAYO	WIOA Youth Activities CFDA 17.259	Yes	MSINDYTLCE	MS Indirect for Youth Local ETS Admin DP	INDRCT	10	Youth MS Indirect	1	100.00	Front End Split (FES)	071400050
WIOAYO	WIOA Youth Activities CFDA 17.259	Yes	MSINDYTLCS	MS Indirect for Youth Local WS	INDRCT	10	Youth MS Indirect	1	100.00	Front End Split (FES)	071400050
WIOAYO	WIOA Youth Activities CFDA 17.259	Yes	MSINDYTSTD	MS Indirect for Youth Statewide WD	INDRCT	10	Youth MS Indirect	1	100.00	Front End Split (FES)	071400050
WIOAYO	WIOA Youth Activities CFDA 17.259	Yes	MSINDYTSTS	MS Indirect for Youth Statewide WS	INDRCT	10	Youth MS Indirect	1	100.00	Front End Split (FES)	071400050
WIOAYO	WIOA Youth Activities CFDA 17.259	Yes	YOUTHLCLEA	WIOA Youth Local ETS Admin DP	EA0FED	10	075110050- ETS Admin FED	1	100.00	Front End Split (FES)	075110050
WIOAYO	WIOA Youth Activities CFDA 17.259	Yes	YOUTHLCWIB	Youth Activities Local WIB	WIBFED	10	071120050 WIB FED	1	100.00	Front End Split (FES)	071120050
WIOAYO	WIOA Youth Activities CFDA 17.259	Yes	YOUTHLOCAL	Youth Activities Local	YOUTWD	10	075500050 - Youth Activities	1	100.00	Front End Split (FES)	075500050
WIOAYO	WIOA Youth Activities CFDA 17.259	Yes	YOUTHLOCWS	WIOA Youth Local WS	YOUTWS	10	075300050 - Youth Local Admin	1	100.00	Front End Split (FES)	075300050
WIOAYO	WIOA Youth Activities CFDA 17.259	Yes	YOUTHSTATE	Youth Activities Statewide	YOUTWD	10	075500050 - Youth Activities	1	100.00	Front End Split (FES)	075500050
WIOAYO	WIOA Youth Activities CFDA 17.259	Yes	YOUTHSTWIB	Youth Activities Statewide WIB	WIBFED	10	071120050 WIB FED	1	100.00	Front End Split (FES)	071120050
WIOAYO	WIOA Youth Activities CFDA 17.259	Yes	YOUTHSTWVR	Youth Statewide DVR	YOUTVR	10	077500050- Youth DVR SP	1	100.00	Front End Split (FES)	077500050

<b>Report Name</b>	ST0016 - Major Program with Program and Funding Profile
<b>Report User</b>	216490
<b>Selected Report Date</b>	1/24/2023
<b>Selected Major Program Codes</b>	All
<b>Selected Department Codes</b>	07

Major Program	Major Program Name	Active Flag	Program Code	Program Name	Funding Profile	Funding Priority	Funding Profile Name	Funding Line	Reim Percent	Split Indicator	Exp AR Unit
WIOAYO	WIOA Youth Activities CFDA 17.259	Yes	YOUTHSTWWS	WIOA Youth Activities WS	YOUTWS	10	075300050 - Youth Local Admin	1	100.00	Front End Split (FES)	075300050
WIOAYO	WIOA Youth Activities CFDA 17.259	Yes	YTH0LCLRES	Youth Local Restoration Funding	YOUTWD	10	075500050 - Youth Activities	1	100.00	Front End Split (FES)	075500050
WIOAYO	WIOA Youth Activities CFDA 17.259	Yes	YTH0STDRES	Youth Statewide Restoration Funding	YOUTWD	10	075500050 - Youth Activities	1	100.00	Front End Split (FES)	075500050
WIOAYO	WIOA Youth Activities CFDA 17.259	Yes	YTH3YRCAPD	WIOA Youth Loc WD Recapture	WD0FED	10	075500050 - WIOA WS Activities	1	100.00	Front End Split (FES)	075500050
WIOAYO	WIOA Youth Activities CFDA 17.259	Yes	YTH3YRCAPE	WIOA Youth Loc DETS Admn Recapture	EA0FED	10	075110050- ETS Admin FED	1	100.00	Front End Split (FES)	075110050
WIOAYO	WIOA Youth Activities CFDA 17.259	Yes	YTH3YRCAPS	WIOA Youth Loc WS Recapture	WS0FED	10	075300050 - WIOA WD Activities	1	100.00	Front End Split (FES)	075300050
WIOAYO	WIOA Youth Activities CFDA 17.259	Yes	YTH3YRCAPV	Youth 3rd Year Recapture DVR	YOUTVR	10	077500050- Youth DVR SP	1	100.00	Front End Split (FES)	077500050
WIOAYO	WIOA Youth Activities CFDA 17.259	Yes	YTH3YRCAPW	Youth 3rd Year Recapture AWIB	WIBFED	10	071120050 WIB FED	1	100.00	Front End Split (FES)	071120050
WOTC00	Work Opportunity Tax Credit Program (WOTC) CFDA 17.271	Yes	ETINDWOTCD	ETS Indirect for WOTC WD	ETINDR	10	WOTC DETS Indirect	1	100.00	Front End Split (FES)	075110050
WOTC00	Work Opportunity Tax Credit Program (WOTC) CFDA 17.271	Yes	MSINDWOTC	WOTC MSINDIRECT	INDRCT	10	DLWD Federal Indirect	1	100.00	Front End Split (FES)	071400050
WOTC00	Work Opportunity Tax Credit Program (WOTC) CFDA 17.271	Yes	WOTC000001	Work Opportunity Tax Credit Program	WOTCWD	10	075500050 - WOTC	1	100.00	Front End Split (FES)	075500050
WOTCBR	Work Opportunity Backlog Reduction (WOBR) CFDA 17.271	Yes	ETINDWOTBR	WOTC BR ETINDIRECT	ETINDR	10	WOTC BR DETS Indirect	1	100.00	Front End Split (FES)	075110050
WOTCBR	Work Opportunity Backlog Reduction (WOBR) CFDA 17.271	Yes	MSINDWOTBR	WOTC BR MSINDIRECT	INDRCT	10	DLWD Federal Indirect	1	100.00	Front End Split (FES)	071400050
WOTCBR	Work Opportunity Backlog Reduction (WOBR) CFDA 17.271	Yes	WOTCBR0000	Work Opportunity Tax Credit Backlog Reduction	WOTCWD	10	075500050 - WOTC	1	100.00	Front End Split (FES)	075500050
WRKCON	Compensation and Working Conditions CFDA 17.005	Yes	ANNSURIND	Annual Survey Indirect Federal	INDRCT	10	DLWD Federal Indirect	1	100.00	Front End Split (FES)	071400050
Y60044	AK Health Workforce Hiring Survey and Study	Yes	B4518HIRES	AK Health Workforce Hiring Survey and Study	BHIRES	10	AK Health Workforce Hiring Survey and Study	1	100.00	Front End Split (FES)	071800080
Y60044	AK Health Workforce Hiring Survey and Study	Yes	Y456004400	AK Health Workforce Hiring Survey and Study	600440	10	Y60044 - AK Health Workforce Hiring Survey and Study	1	100.00	Front End Split (FES)	071800080
Y60103	Kachemak Bay ABE - AVTEC	Yes	B4581KACHE	Kachemak Bay ABE - AVTEC	BKACHE	10	Kachemak Bay ABE - AVTEC	1	100.00	Front End Split (FES)	078100080
Y60103	Kachemak Bay ABE - AVTEC	Yes	Y456010300	Kachemak Bay ABE - AVTEC	601031	10	Y60103-Kachemak Bay ABE - AVTEC	1	100.00	Front End Split (FES)	078100080
Y60120	Overpaid or Underpaid Public Employee Compensation	Yes	B4518OVERP	Overpaid or Underpaid Public Employee Compensation in the St	BOVERP	10	Overpaid or Underpaid Public Employee Compensation	1	100.00	Front End Split (FES)	071800080
Y60120	Overpaid or Underpaid Public Employee Compensation	Yes	Y456012000	Overpaid or Underpaid Public Employee Compensation	601200	10	Overpaid or Underpaid Public Employee Compensation	1	100.00	Front End Split (FES)	071800080
Y60813	Student Graduate Followup	Yes	B4518GRADF	Student Graduate Followup	BGRADF	10	Student Graduate Followup	1	100.00	Front End Split (FES)	071800080
Y60813	Student Graduate Followup	Yes	B4518GRADF	Student Graduate Followup	LMIOIA	10	Labor Market Information IA	1	100.00	Front End Split (FES)	071800080
Y60813	Student Graduate Followup	Yes	Y456081300	Student Graduate Followup	608130	10	Y60813 - Student Graduate Followup	1	100.00	Front End Split (FES)	071800080

Report Name	ST0017 - Object Structure
Report User	216490
Selected Report Date	1/24/2023
Selected Fiscal Year	2023
Selected Object Code	All
Selected Object Category	All
Selected Object Class	All
Selected Object Group	All
Selected Object Type	All

Object Fiscal Year	Object Code	Object Name	Active Flag	Budget Flag	Object Class Code	Object Category Code	Object Type Code	Object Group Code	Last Update
2023	0000	Master Closing Object	Yes	No	0013	0013	0013	0013	02/19/2022
2023	0010	General Government	Yes	No	0010	0010	0010	0010	02/19/2022
2023	0011	Education	Yes	No	0010	0010	0010	0010	02/19/2022
2023	0012	University	Yes	No	0010	0010	0010	0010	02/19/2022
2023	0013	Health and Human Services	Yes	No	0010	0010	0010	0010	02/19/2022
2023	0014	Law and Justice	Yes	No	0010	0010	0010	0010	02/19/2022
2023	0015	Public Protection	Yes	No	0010	0010	0010	0010	02/19/2022
2023	0016	Natural Resources	Yes	No	0010	0010	0010	0010	02/19/2022
2023	0017	Development	Yes	No	0010	0010	0010	0010	02/19/2022
2023	0018	Transportation	Yes	No	0010	0010	0010	0010	02/19/2022
2023	0019	Intergovernmental Revenue Sharing	Yes	No	0010	0010	0010	0010	02/19/2022
2023	0020	Debt Service	Yes	No	0010	0010	0010	0010	02/19/2022
2023	0022	Prior Period Adjustment - Division of Finance Use Only	Yes	Yes	0010	0010	0010	0010	02/19/2022
2023	0024	Capital Outlay Division of Finance Use Only	Yes	No	0010	0010	0010	0010	04/23/2022
2023	0025	Transfers Out	Yes	No	0012	0012	0012	0012	02/19/2022
2023	0026	Transfers Out Other Funds	Yes	No	0012	0012	0012	0012	02/19/2022
2023	0027	Transfers Out Contributed Capital	Yes	No	0012	0012	0012	0012	02/19/2022
2023	0028	UI Fund Tsfrs Out	Yes	No	0012	0012	0012	0012	02/19/2022
2023	0029	Transfers Out Personal Services	Yes	Yes	0012	0012	1000	1000	02/19/2022
2023	0030	Transfers Out Travel	Yes	Yes	0012	0012	2000	2000	02/19/2022
2023	0031	Transfers Out Services	Yes	Yes	0012	0012	3000	2000	02/19/2022
2023	0032	Transfers Out Commodities	Yes	Yes	0012	0012	4000	2000	02/19/2022
2023	0033	Transfers Out Capital Outlay	Yes	Yes	0012	0012	5000	2000	02/19/2022
2023	0034	Transfers Out Grants & Benefits	Yes	Yes	0012	0012	7000	7000	02/19/2022
2023	1000	Distributed Regular	Yes	Yes	1000	1000	1000	1000	02/19/2022
2023	1001	Overtime Time and 1/2	Yes	Yes	1001	1000	1000	1000	02/19/2022
2023	1002	Double Time	Yes	Yes	1001	1000	1000	1000	02/19/2022
2023	1003	Straight Time Overtime	Yes	Yes	1001	1000	1000	1000	02/19/2022
2023	1004	Not Paid Overtime	Yes	Yes	1001	1000	1000	1000	02/19/2022
2023	1005	Leave Taken	Yes	Yes	1002	1000	1000	1000	02/19/2022
2023	1006	Expenditure Reduction Wages and Benefits Offset	Yes	Yes	1002	1000	1000	1000	02/19/2022
2023	1007	Benefits	Yes	Yes	1003	1000	1000	1000	02/19/2022
2023	1008	Leave	Yes	Yes	1003	1000	1000	1000	02/19/2022
2023	1009	Insurance	Yes	Yes	1003	1000	1000	1000	02/19/2022
2023	1010	Variance	Yes	Yes	1003	1000	1000	1000	02/19/2022
2023	1011	Regular Compensation	Yes	Yes	1004	1001	1000	1000	02/19/2022
2023	1012	Additional Regular	Yes	Yes	1004	1001	1000	1000	02/19/2022
2023	1013	Area Differential	Yes	Yes	1004	1001	1000	1000	02/19/2022
2023	1014	Overtime	Yes	Yes	1005	1001	1000	1000	02/19/2022
2023	1015	Shift Differential	Yes	Yes	1005	1001	1000	1000	02/19/2022
2023	1016	Other Premium Pay	Yes	Yes	1005	1001	1000	1000	02/19/2022
2023	1017	One Time Payment	Yes	Yes	1006	1001	1000	1000	02/19/2022
2023	1018	Incentive Award Program	Yes	Yes	1006	1001	1000	1000	02/19/2022
2023	1019	Rural Relocation Expense Offset	Yes	Yes	1006	1001	1000	1000	02/19/2022
2023	1020	Retroactive Pay	Yes	Yes	1006	1001	1000	1000	02/19/2022
2023	1021	Allowances to Employees	Yes	Yes	1006	1001	1000	1000	02/19/2022
2023	1022	Sea Duty Pay	Yes	Yes	1006	1001	1000	1000	02/19/2022
2023	1023	Leave Taken	Yes	Yes	1007	1001	1000	1000	02/19/2022
2023	1024	Liquidated Leave	Yes	Yes	1007	1001	1000	1000	02/19/2022
2023	1027	Annual Physical Reimbursement	Yes	Yes	1008	1002	1000	1000	02/19/2022
2023	1028	Alaska Supplemental Benefit	Yes	Yes	1008	1002	1000	1000	02/19/2022
2023	1029	Public Employee's Retirement System Defined Benefits	Yes	Yes	1008	1002	1000	1000	02/19/2022
2023	1030	Public Employee's Retirement System Defined Contribution	Yes	Yes	1008	1002	1000	1000	02/19/2022
2023	1031	Public Employee's Retirement System Defined Cont Emplr Match	Yes	Yes	1008	1002	1000	1000	02/19/2022
2023	1032	Teacher's Retirement System Defined Benefits	Yes	Yes	1008	1002	1000	1000	02/19/2022
2023	1033	Teacher's Retirement System Defined Contribution	Yes	Yes	1008	1002	1000	1000	02/19/2022
2023	1034	Public Employee's Retirement System Defined Cont Health Reim	Yes	Yes	1008	1002	1000	1000	02/19/2022
2023	1035	Public Employee's Retirement Sys Defined Cont Retiree Medical	Yes	Yes	1008	1002	1000	1000	02/19/2022
2023	1036	Judicial Retirement System Defined Benefit	Yes	Yes	1008	1002	1000	1000	02/19/2022
2023	1037	Public Employee's Retirement Sys Defined Benefit Unfnd Liab	Yes	Yes	1008	1002	1000	1000	02/19/2022
2023	1038	Teacher's Retirement System Defined Benefit Unfunded Liab	Yes	Yes	1008	1002	1000	1000	02/19/2022
2023	1039	Unemployment Insurance	Yes	Yes	1008	1002	1000	1000	02/19/2022
2023	1040	Group Health Insurance	Yes	Yes	1008	1002	1000	1000	02/19/2022
2023	1041	Basic Life and Travel	Yes	Yes	1008	1002	1000	1000	02/19/2022
2023	1042	Worker's Compensation Insurance	Yes	Yes	1008	1002	1000	1000	02/19/2022
2023	1043	Northwest Marine Welfare Trust	Yes	Yes	1008	1002	1000	1000	02/19/2022



Report Name	ST0017 - Object Structure
Report User	216490
Selected Report Date	1/24/2023
Selected Fiscal Year	2023
Selected Object Code	All
Selected Object Category	All
Selected Object Class	All
Selected Object Group	All
Selected Object Type	All

Object Fiscal Year	Object Code	Object Name	Active Flag	Budget Flag	Object Class Code	Object Category Code	Object Type Code	Object Group Code	Last Update
2023	1044	Marine Engineer Boatman's Association Pension	Yes	Yes	1008	1002	1000	1000	02/19/2022
2023	1045	Other Alaska Marine Highway System Benefits	Yes	Yes	1008	1002	1000	1000	02/19/2022
2023	1046	Labor, Trades and Crafts Health Trust	Yes	Yes	1008	1002	1000	1000	02/19/2022
2023	1047	Leave Cash In Employer Charge	Yes	Yes	1008	1002	1000	1000	02/19/2022
2023	1048	Terminal Leave Employer Charge	Yes	Yes	1008	1002	1000	1000	02/19/2022
2023	1049	Alaska Correctional Officer's Association Injury Leave Cont	Yes	Yes	1008	1002	1000	1000	02/19/2022
2023	1050	Cobra Subsidy - ARRA	Yes	Yes	1008	1002	1000	1000	02/19/2022
2023	1051	Leave/Holiday Pool	Yes	Yes	1008	1002	1000	1000	02/19/2022
2023	1052	Compensation Leave Pool	Yes	Yes	1008	1002	1000	1000	02/19/2022
2023	1053	Medicare Tax	Yes	Yes	1009	1002	1000	1000	02/19/2022
2023	1054	Payroll Liability Wash	Yes	Yes	1010	1002	1000	1000	02/19/2022
2023	1055	Benefcry/Estate_Pay	Yes	Yes	1011	1003	1000	1000	02/19/2022
2023	1056	Retirement Benefits	Yes	Yes	1012	1004	1000	1000	02/19/2022
2023	1057	LTC Business Leave Bank Contributions	Yes	Yes	1013	1004	1000	1000	02/19/2022
2023	1058	LTC Business Leave Bank Usage	Yes	Yes	1013	1004	1000	1000	02/19/2022
2023	1059	PSEA Business Leave Bank Usage	Yes	Yes	1013	1004	1000	1000	02/19/2022
2023	1060	CEA Business Leave Bank Contributions	Yes	Yes	1013	1004	1000	1000	02/19/2022
2023	1061	CEA Business Leave Bank Usage	Yes	Yes	1013	1004	1000	1000	02/19/2022
2023	1062	GGU Business Leave Bank Contributions	Yes	Yes	1013	1004	1000	1000	02/19/2022
2023	1063	GGU Business Leave Bank Usage	Yes	Yes	1013	1004	1000	1000	02/19/2022
2023	1064	CCSEA Business Leave Bank Usage	Yes	Yes	1013	1004	1000	1000	02/19/2022
2023	1065	MMP Business Leave Bank Contributions	Yes	Yes	1013	1004	1000	1000	02/19/2022
2023	1066	MEBA Business Leave Bank Contributions	Yes	Yes	1013	1004	1000	1000	02/19/2022
2023	1067	IBU Business Leave Bank Contributions	Yes	Yes	1013	1004	1000	1000	02/19/2022
2023	1068	AVTECTA Business Leave Usage	Yes	Yes	1013	1004	1000	1000	02/19/2022
2023	1069	SU Business Leave Bank Contributions	Yes	Yes	1013	1004	1000	1000	02/19/2022
2023	1070	SU Business Leave Bank Usage	Yes	Yes	1013	1004	1000	1000	02/19/2022
2023	1071	MMP Business Leave Bank Usage	Yes	Yes	1013	1004	1000	1000	02/19/2022
2023	1072	MEBA Business Leave Bank Usage	Yes	Yes	1013	1004	1000	1000	02/19/2022
2023	1073	IBU Business Leave Bank Usage	Yes	Yes	1013	1004	1000	1000	02/19/2022
2023	1074	CO Business Leave Bank Contributions	Yes	Yes	1013	1004	1000	1000	02/19/2022
2023	1075	CO Business Leave Bank Usage	Yes	Yes	1013	1004	1000	1000	02/19/2022
2023	1076	TEAME Business Leave Bank Usage	Yes	Yes	1013	1004	1000	1000	02/19/2022
2023	1077	ASEA Legal Trust	Yes	Yes	1014	1004	1000	1000	02/19/2022
2023	1078	CEA Legal Trust	Yes	Yes	1015	1004	1000	1000	02/19/2022
2023	1079	ASEA Injury Leave Usage	Yes	Yes	1016	1004	1000	1000	02/19/2022
2023	1080	SU Legal Trst	Yes	Yes	1017	1004	1000	1000	02/19/2022
2023	1081	Payroll Exceptions	Yes	Yes	1018	1004	1000	1000	02/19/2022
2023	1082	Personal Services Leave/Holiday Allocations	Yes	Yes	1019	1004	1000	1000	02/19/2022
2023	1083	Pension Expense	Yes	Yes	1008	1002	1000	1000	02/19/2022
2023	1084	OPEB Expense	Yes	Yes	1008	1002	1000	1000	02/19/2022
2023	1085	PSEA-APF Business Leave Bank Usage	Yes	Yes	1013	1004	1000	1000	02/19/2022
2023	1970	Personal Services Transfer	Yes	Yes	1021	1004	1000	1000	02/19/2022
2023	1979	Personal Services Management Allocations	Yes	Yes	1020	1004	1000	1000	02/19/2022
2023	2000	In-State Employee Airfare	Yes	Yes	2000	2000	2000	2000	02/19/2022
2023	2001	In-State Employee Surface Transportation	Yes	Yes	2000	2000	2000	2000	02/19/2022
2023	2002	In-State Employee Lodging	Yes	Yes	2000	2000	2000	2000	02/19/2022
2023	2003	In-State Employee Meals and Incidentals	Yes	Yes	2000	2000	2000	2000	02/19/2022
2023	2004	In-State Empl Non-Reportable Reimburse / Mileage Pyrmt	Yes	Yes	2000	2000	2000	2000	02/19/2022
2023	2005	In-State Non-Employee Airfare	Yes	Yes	2001	2000	2000	2000	02/19/2022
2023	2006	In-State Non-Employee Surface Transportation	Yes	Yes	2001	2000	2000	2000	02/19/2022
2023	2007	In-State Non-Employee Lodging	Yes	Yes	2001	2000	2000	2000	02/19/2022
2023	2008	In-State Non-Employee Meals and Incidentals	Yes	Yes	2001	2000	2000	2000	02/19/2022
2023	2009	In-State Non-Employee Taxable Per Diem	Yes	Yes	2001	2000	2000	2000	02/19/2022
2023	2010	In-State Non-Employee Non-Taxable Reimbursement	Yes	Yes	2001	2000	2000	2000	02/19/2022
2023	2011	In-State Non-Employee Juror Surface Transportation	Yes	Yes	2001	2000	2000	2000	02/19/2022
2023	2012	Out-State Employee Airfare	Yes	Yes	2002	2001	2000	2000	02/19/2022
2023	2013	Out-State Employee Surface Transportation	Yes	Yes	2002	2001	2000	2000	02/19/2022
2023	2014	Out-State Employee Lodging	Yes	Yes	2002	2001	2000	2000	02/19/2022
2023	2015	Out-State Employee Meals and Incidentals	Yes	Yes	2002	2001	2000	2000	02/19/2022
2023	2016	Out-State Employee Reimbursable Travel Costs	Yes	Yes	2002	2001	2000	2000	02/19/2022
2023	2017	Out-State Non-Employee Airfare	Yes	Yes	2003	2001	2000	2000	02/19/2022
2023	2018	Out-State Non-Employee Surface Transportation	Yes	Yes	2003	2001	2000	2000	02/19/2022
2023	2019	Out-State Non-Employee Lodging	Yes	Yes	2003	2001	2000	2000	02/19/2022
2023	2020	Out-State Non-Employee Meals and Incidentals	Yes	Yes	2003	2001	2000	2000	02/19/2022
2023	2021	Out-State Non-Employee Taxable Per Diem	Yes	Yes	2003	2001	2000	2000	02/19/2022
2023	2022	Out-State Non-Employee Non-Taxable Reimbursement	Yes	Yes	2003	2001	2000	2000	02/19/2022
2023	2023	Legislator Transportation	Yes	Yes	2004	2002	2000	2000	02/19/2022
2023	2024	Legislator Session Per Diem	Yes	Yes	2004	2002	2000	2000	02/19/2022
2023	2025	Legislator Relocation	Yes	Yes	2004	2002	2000	2000	02/19/2022

Report Name	ST0017 - Object Structure
Report User	216490
Selected Report Date	1/24/2023
Selected Fiscal Year	2023
Selected Object Code	All
Selected Object Category	All
Selected Object Class	All
Selected Object Group	All
Selected Object Type	All

Object Fiscal Year	Object Code	Object Name	Active Flag	Budget Flag	Object Class Code	Object Category Code	Object Type Code	Object Group Code	Last Update
2023	2026	Legislator Long Term Interim Per Diem	Yes	Yes	2004	2002	2000	2000	02/19/2022
2023	2027	Legislator Travel Per Diem	Yes	Yes	2004	2002	2000	2000	02/19/2022
2023	2028	Move Household Goods	Yes	Yes	2005	2003	2000	2000	02/19/2022
2023	2029	Move Travel/Lodging	Yes	Yes	2005	2003	2000	2000	02/19/2022
2023	2030	Move Meals	Yes	Yes	2005	2003	2000	2000	02/19/2022
2023	2031	Premove Travel	Yes	Yes	2005	2003	2000	2000	02/19/2022
2023	2032	Premove Meals	Yes	Yes	2005	2003	2000	2000	02/19/2022
2023	2033	Moving - Temporary Quarters Lodging	Yes	Yes	2005	2003	2000	2000	02/19/2022
2023	2034	Moving - Temporary Quarters Meals	Yes	Yes	2005	2003	2000	2000	02/19/2022
2023	2035	Moving - Other Moving Exps	Yes	Yes	2005	2003	2000	2000	02/19/2022
2023	2036	Cash Advance Fee	Yes	Yes	2006	2004	2000	2000	02/19/2022
2023	2037	AKPAY Travel Expense	Yes	Yes	2006	2004	2000	2000	02/19/2022
2023	2970	Travel Cost Transfer	Yes	Yes	2006	2004	2000	2000	02/19/2022
2023	2979	Travel Management Allocation	Yes	Yes	2006	2004	2000	2000	02/19/2022
2023	3000	Training/Conferences	Yes	Yes	3000	3000	3000	2000	02/19/2022
2023	3001	Test Monitor/Proctor	Yes	Yes	3000	3000	3000	2000	02/19/2022
2023	3002	Memberships	Yes	Yes	3000	3000	3000	2000	02/19/2022
2023	3003	Employee Tuition	Yes	Yes	3000	3000	3000	2000	02/19/2022
2023	3004	Accounting/Auditing	Yes	Yes	3001	3000	3000	2000	02/19/2022
2023	3005	Management/Consulting	Yes	Yes	3001	3000	3000	2000	02/19/2022
2023	3006	Grantee Monitoring	Yes	Yes	3001	3000	3000	2000	02/19/2022
2023	3007	Loan Service Fees	Yes	Yes	3001	3000	3000	2000	02/19/2022
2023	3008	Loan Forgiveness Exp	Yes	Yes	3001	3000	3000	2000	02/19/2022
2023	3009	Bad Debt Expense	Yes	Yes	3001	3000	3000	2000	02/19/2022
2023	3010	Insurance/Bonds	Yes	Yes	3001	3000	3000	2000	02/19/2022
2023	3011	Insurance Claims	Yes	Yes	3001	3000	3000	2000	02/19/2022
2023	3012	Securities Lending Expense	Yes	Yes	3001	3000	3000	2000	02/19/2022
2023	3013	Penalties And Fines	Yes	Yes	3001	3000	3000	2000	02/19/2022
2023	3014	Interest Expense	Yes	Yes	3001	3000	3000	2000	02/19/2022
2023	3015	Redeemed Field Warrants Without Financial Coding	Yes	Yes	3001	3000	3000	2000	02/19/2022
2023	3016	Claim/Judgement Non-Taxable	Yes	Yes	3001	3000	3000	2000	02/19/2022
2023	3017	Claim/Judgement-Taxable	Yes	Yes	3001	3000	3000	2000	02/19/2022
2023	3018	Judgement/Settlement Interest	Yes	Yes	3001	3000	3000	2000	02/19/2022
2023	3019	Uncleared 1Card Transactions	Yes	Yes	3001	3000	3000	2000	02/19/2022
2023	3020	Custody Care	Yes	Yes	3002	3000	3000	2000	02/19/2022
2023	3021	Jury	Yes	Yes	3002	3000	3000	2000	02/19/2022
2023	3022	Attorney	Yes	Yes	3002	3000	3000	2000	02/19/2022
2023	3023	Expert Witness	Yes	Yes	3002	3000	3000	2000	02/19/2022
2023	3024	Non-Expert Witness	Yes	Yes	3002	3000	3000	2000	02/19/2022
2023	3025	Hearing/Mediation	Yes	Yes	3002	3000	3000	2000	02/19/2022
2023	3026	Transcription/Record	Yes	Yes	3002	3000	3000	2000	02/19/2022
2023	3027	Case Costs	Yes	Yes	3002	3000	3000	2000	02/19/2022
2023	3028	Settlement Legal Fees	Yes	Yes	3002	3000	3000	2000	02/19/2022
2023	3029	Information Technology Training	Yes	Yes	3003	3000	3000	2000	02/19/2022
2023	3030	Information Technology Consulting	Yes	Yes	3003	3000	3000	2000	02/19/2022
2023	3031	Information Technology Equipment Leases	Yes	Yes	3003	3000	3000	2000	02/19/2022
2023	3032	Software Licensing	Yes	Yes	3003	3000	3000	2000	02/19/2022
2023	3033	Software Maintenance	Yes	Yes	3003	3000	3000	2000	02/19/2022
2023	3034	Television	Yes	Yes	3004	3000	3000	2000	02/19/2022
2023	3035	Long Distance	Yes	Yes	3004	3000	3000	2000	02/19/2022
2023	3036	Local/Equipment Charges	Yes	Yes	3004	3000	3000	2000	02/19/2022
2023	3037	Data/Network	Yes	Yes	3004	3000	3000	2000	02/19/2022
2023	3038	Cellular Phones	Yes	Yes	3004	3000	3000	2000	02/19/2022
2023	3039	Other Wireless Charges	Yes	Yes	3004	3000	3000	2000	02/19/2022
2023	3040	Psychiatric	Yes	Yes	3005	3000	3000	2000	02/19/2022
2023	3041	Medical	Yes	Yes	3005	3000	3000	2000	02/19/2022
2023	3042	Dental	Yes	Yes	3005	3000	3000	2000	02/19/2022
2023	3043	Freight	Yes	Yes	3006	3000	3000	2000	02/19/2022
2023	3044	Courier	Yes	Yes	3006	3000	3000	2000	02/19/2022
2023	3045	Postage	Yes	Yes	3006	3000	3000	2000	02/19/2022
2023	3046	Advertising	Yes	Yes	3007	3000	3000	2000	02/19/2022
2023	3047	Promotions	Yes	Yes	3007	3000	3000	2000	02/19/2022
2023	3048	Electricity	Yes	Yes	3008	3000	3000	2000	02/19/2022
2023	3049	Water and Sewage	Yes	Yes	3008	3000	3000	2000	02/19/2022
2023	3050	Disposal	Yes	Yes	3008	3000	3000	2000	02/19/2022
2023	3051	Natural Gas/Propane	Yes	Yes	3008	3000	3000	2000	02/19/2022
2023	3052	Heating Oil	Yes	Yes	3008	3000	3000	2000	02/19/2022
2023	3053	Architect/Engineer	Yes	Yes	3009	3000	3000	2000	02/19/2022
2023	3054	Surveys/Appraisals	Yes	Yes	3009	3000	3000	2000	02/19/2022
2023	3055	Inspections/Testing	Yes	Yes	3009	3000	3000	2000	02/19/2022

Report Name	ST0017 - Object Structure
Report User	216490
Selected Report Date	1/24/2023
Selected Fiscal Year	2023
Selected Object Code	All
Selected Object Category	All
Selected Object Class	All
Selected Object Group	All
Selected Object Type	All

Object Fiscal Year	Object Code	Object Name	Active Flag	Budget Flag	Object Class Code	Object Category Code	Object Type Code	Object Group Code	Last Update
2023	3056	Structure, Infrastructure and Land - Repairs/Maintenance	Yes	Yes	3009	3000	3000	2000	02/19/2022
2023	3057	Structure, Infrastructure and Land - Rentals/Leases	Yes	Yes	3009	3000	3000	2000	02/19/2022
2023	3058	Equipment and Machinery - Repairs/Maintenance	Yes	Yes	3010	3000	3000	2000	02/19/2022
2023	3059	Equipment and Machinery - Rentals/Leases	Yes	Yes	3010	3000	3000	2000	02/19/2022
2023	3060	Equipment Operator Charges	Yes	Yes	3010	3000	3000	2000	02/19/2022
2023	3061	Conservation/Environmental	Yes	Yes	3011	3000	3000	2000	02/19/2022
2023	3062	Economic/Development	Yes	Yes	3011	3000	3000	2000	02/19/2022
2023	3063	Program Management/Consulting	Yes	Yes	3011	3000	3000	2000	02/19/2022
2023	3064	Interpreter	Yes	Yes	3011	3000	3000	2000	02/19/2022
2023	3065	Safety Services	Yes	Yes	3011	3000	3000	2000	02/19/2022
2023	3066	Print/Copy/Graphics	Yes	Yes	3011	3000	3000	2000	02/19/2022
2023	3067	Honorariums/Stipend	Yes	Yes	3011	3000	3000	2000	02/19/2022
2023	3068	Laundry	Yes	Yes	3011	3000	3000	2000	02/19/2022
2023	3069	Commission Sales	Yes	Yes	3011	3000	3000	2000	02/19/2022
2023	3070	Commission Retainage	Yes	Yes	3011	3000	3000	2000	02/19/2022
2023	3071	Elections	Yes	Yes	3011	3000	3000	2000	02/19/2022
2023	3072	Longshoring/Stevedor	Yes	Yes	3011	3000	3000	2000	02/19/2022
2023	3073	Transport Services	Yes	Yes	3011	3000	3000	2000	02/19/2022
2023	3074	K-9 Unit	Yes	Yes	3011	3000	3000	2000	02/19/2022
2023	3075	Legislative Allowances	Yes	Yes	3011	3000	3000	2000	02/19/2022
2023	3076	Inter-Agency Federal Indirect Rate Allocation	Yes	Yes	3012	3001	3000	2000	02/19/2022
2023	3077	Inter-Agency Data Processing Operations Allocation	Yes	Yes	3013	3001	3000	2000	02/19/2022
2023	3078	Inter-Agency Disaster Relief	Yes	Yes	3014	3001	3000	2000	02/19/2022
2023	3079	Inter-Agency Conservation/Environmental	Yes	Yes	3015	3001	3000	2000	02/19/2022
2023	3080	Inter-Agency Economic Development	Yes	Yes	3016	3001	3000	2000	02/19/2022
2023	3081	Inter-Agency OIT Core Services	Yes	Yes	3017	3001	3000	2000	02/19/2022
2023	3082	Inter-Agency OIT Telephone	Yes	Yes	3018	3001	3000	2000	02/19/2022
2023	3083	Inter-Agency Storage	Yes	Yes	3019	3001	3000	2000	02/19/2022
2023	3084	Inter-Agency Building Maintenance	Yes	Yes	3020	3001	3000	2000	02/19/2022
2023	3085	Inter-Agency Mail	Yes	Yes	3021	3001	3000	2000	02/19/2022
2023	3086	Inter-Agency Human Resources	Yes	Yes	3022	3001	3000	2000	02/19/2022
2023	3087	Inter-Agency Building Leases	Yes	Yes	3023	3001	3000	2000	02/19/2022
2023	3088	Inter-Agency Legal	Yes	Yes	3024	3001	3000	2000	02/19/2022
2023	3089	Inter-Agency Auditing	Yes	Yes	3025	3001	3000	2000	02/19/2022
2023	3090	Inter-Agency Insurance	Yes	Yes	3026	3001	3000	2000	02/19/2022
2023	3091	Inter-Agency Financial	Yes	Yes	3027	3001	3000	2000	02/19/2022
2023	3092	Inter-Agency Americans with Disabilities Act Compliance	Yes	Yes	3028	3001	3000	2000	02/19/2022
2023	3093	Inter-Agency Education/Training	Yes	Yes	3029	3001	3000	2000	02/19/2022
2023	3094	Inter-Agency Hearing/Mediation	Yes	Yes	3030	3001	3000	2000	02/19/2022
2023	3095	Inter-Agency Construction	Yes	Yes	3031	3001	3000	2000	02/19/2022
2023	3096	Inter-Agency Health	Yes	Yes	3032	3001	3000	2000	02/19/2022
2023	3097	Inter-Agency Aircraft	Yes	Yes	3033	3001	3000	2000	02/19/2022
2023	3098	Inter-Agency Marine	Yes	Yes	3034	3001	3000	2000	02/19/2022
2023	3099	Inter-Agency Other Equipment/Machinery	Yes	Yes	3035	3001	3000	2000	02/19/2022
2023	3100	Inter-Agency Safety	Yes	Yes	3036	3001	3000	2000	02/19/2022
2023	3101	State Equipment Fleet Fixed Costs A87 Unallowed	Yes	Yes	3037	3001	3000	2000	02/19/2022
2023	3102	State Equipment Fleet Accident/Damage	Yes	Yes	3037	3001	3000	2000	02/19/2022
2023	3103	State Equipment Fleet Summary A87 Allowed	Yes	Yes	3037	3001	3000	2000	02/19/2022
2023	3104	Information Technology Equip Repair/Maint	Yes	Yes	3003	3000	3000	2000	02/19/2022
2023	3105	Inter-Agency SSoA Accts Pay/Travel	Yes	Yes	3027	3001	3000	2000	02/19/2022
2023	3106	Inter-Agency OIT Server Hosting & Storage	Yes	Yes	3017	3001	3000	2000	02/19/2022
2023	3107	Inter-Agency OIT MICS	Yes	Yes	3017	3001	3000	2000	02/19/2022
2023	3108	Inter-Agency OIT Licenses	Yes	Yes	3017	3001	3000	2000	02/19/2022
2023	3109	Inter-Agency OIT Line of Business	Yes	Yes	3017	3001	3000	2000	02/19/2022
2023	3110	Trust Disbursements	Yes	Yes	3011	3000	3000	2000	02/19/2022
2023	3111	Outgoing Grants (Taxable)	Yes	Yes	7001	3000	3000	2000	02/19/2022
2023	3112	Sub-Recipient Pass-Through Grants (Non-Taxable)	Yes	Yes	7003	3000	3000	2000	02/19/2022
2023	3113	Inter-Agency Sub-Recipient Pass-Through Grants	Yes	Yes	7003	3001	3000	2000	02/19/2022
2023	3114	DOT/PF Time & Equipment System	Yes	Yes	3039	3002	3000	2000	02/19/2022
2023	3115	Equipment and Machinery - Repairs/Maintenance Overhead	Yes	Yes	3010	3000	3000	2000	02/19/2022
2023	3120	Federal Fees for Program Participation	No	Yes	3011	3000	3000	2000	01/13/2023
2023	3970	Contractual Transfer	Yes	Yes	3011	3000	3000	2000	02/19/2022
2023	3979	Inter-Agency Management/Consulting	Yes	Yes	3038	3001	3000	2000	02/19/2022
2023	3999	OTPAY Non-Travel Reimbursement	Yes	No	3038	3001	3000	2000	02/19/2022
2023	4000	Books and Educational Supplies	Yes	Yes	4000	4000	4000	2000	02/19/2022
2023	4001	Equipment/Furniture/Tools/Vehicles	Yes	Yes	4000	4000	4000	2000	02/19/2022
2023	4002	Business Supplies	Yes	Yes	4000	4000	4000	2000	02/19/2022
2023	4003	Information Technology Equipment	Yes	Yes	4000	4000	4000	2000	02/19/2022
2023	4004	Items For Resale	Yes	Yes	4000	4000	4000	2000	02/19/2022
2023	4005	Subscriptions	Yes	Yes	4000	4000	4000	2000	02/19/2022

Report Name	ST0017 - Object Structure
Report User	216490
Selected Report Date	1/24/2023
Selected Fiscal Year	2023
Selected Object Code	All
Selected Object Category	All
Selected Object Class	All
Selected Object Group	All
Selected Object Type	All

Object Fiscal Year	Object Code	Object Name	Active Flag	Budget Flag	Object Class Code	Object Category Code	Object Type Code	Object Group Code	Last Update
2023	4006	I/A Commodity Purchases	Yes	Yes	4000	4000	4000	2000	02/19/2022
2023	4007	Growth Control	Yes	Yes	4001	4001	4000	2000	02/19/2022
2023	4008	Growth Promotion	Yes	Yes	4001	4001	4000	2000	02/19/2022
2023	4009	Food Supplies	Yes	Yes	4002	4002	4000	2000	02/19/2022
2023	4010	Clothing & Uniforms	Yes	Yes	4002	4002	4000	2000	02/19/2022
2023	4011	Cleaning	Yes	Yes	4002	4002	4000	2000	02/19/2022
2023	4012	Non-Food Supplies	Yes	Yes	4002	4002	4000	2000	02/19/2022
2023	4013	Liquor	Yes	Yes	4002	4002	4000	2000	02/19/2022
2023	4014	Drugs	Yes	Yes	4003	4003	4000	2000	02/19/2022
2023	4015	Instruments and Applications	Yes	Yes	4003	4003	4000	2000	02/19/2022
2023	4016	Laboratory Supplies	Yes	Yes	4003	4003	4000	2000	02/19/2022
2023	4017	Non-Laboratory Supplies	Yes	Yes	4003	4003	4000	2000	02/19/2022
2023	4018	Animal Food	Yes	Yes	4003	4003	4000	2000	02/19/2022
2023	4019	K-9 Unit	Yes	Yes	4003	4003	4000	2000	02/19/2022
2023	4020	Firearms & Ammunition	Yes	Yes	4004	4004	4000	2000	02/19/2022
2023	4021	Fire Suppression	Yes	Yes	4004	4004	4000	2000	02/19/2022
2023	4022	Other Safety	Yes	Yes	4004	4004	4000	2000	02/19/2022
2023	4023	Law Enforcement	Yes	Yes	4004	4004	4000	2000	02/19/2022
2023	4024	Building Materials	Yes	Yes	4005	4005	4000	2000	02/19/2022
2023	4025	Signs and Markers	Yes	Yes	4006	4005	4000	2000	02/19/2022
2023	4026	Asphalt	Yes	Yes	4007	4005	4000	2000	02/19/2022
2023	4027	Aggregate	Yes	Yes	4008	4005	4000	2000	02/19/2022
2023	4028	Guardrails	Yes	Yes	4009	4005	4000	2000	02/19/2022
2023	4029	Culverts	Yes	Yes	4010	4005	4000	2000	02/19/2022
2023	4030	Electrical	Yes	Yes	4011	4005	4000	2000	02/19/2022
2023	4031	Plumbing	Yes	Yes	4012	4005	4000	2000	02/19/2022
2023	4032	Lube Oils/Grease/Solvents	Yes	Yes	4013	4005	4000	2000	02/19/2022
2023	4033	Bottled Gas	Yes	Yes	4014	4005	4000	2000	02/19/2022
2023	4034	Parts and Supplies	Yes	Yes	4015	4005	4000	2000	02/19/2022
2023	4035	Paint and Preservative	Yes	Yes	4016	4005	4000	2000	02/19/2022
2023	4036	Sand	Yes	Yes	4017	4005	4000	2000	02/19/2022
2023	4037	Surface Chemicals	Yes	Yes	4018	4005	4000	2000	02/19/2022
2023	4038	Small Tools/Minor Equipment	Yes	Yes	4019	4005	4000	2000	02/19/2022
2023	4039	Aviation	Yes	Yes	4020	4005	4000	2000	02/19/2022
2023	4040	Marine	Yes	Yes	4020	4005	4000	2000	02/19/2022
2023	4041	Vehicle	Yes	Yes	4020	4005	4000	2000	02/19/2022
2023	4042	Other Equipment Fuel	Yes	Yes	4020	4005	4000	2000	02/19/2022
2023	4045	Inventory Adjustment	Yes	Yes	4000	4000	4000	2000	02/19/2022
2023	4046	Damaged Inventory Adjustment	Yes	Yes	4000	4000	4000	2000	02/19/2022
2023	4047	Stale Inventory Adjustment	Yes	Yes	4000	4000	4000	2000	02/19/2022
2023	4049	Cost of Goods Sold	Yes	Yes	4000	4000	4000	2000	02/19/2022
2023	4970	Commodity Transfer	Yes	Yes	4022	4007	4000	2000	02/19/2022
2023	4979	Commodity Management Allocation	Yes	Yes	4021	4006	4000	2000	02/19/2022
2023	5000	University of Alaska CIP Exp Reported	Yes	Yes	5000	5000	5000	2000	02/19/2022
2023	5001	Land Purchases	Yes	Yes	5001	5001	5000	2000	02/19/2022
2023	5002	Easements	Yes	Yes	5001	5001	5000	2000	02/19/2022
2023	5003	Land Acquisition Costs	Yes	Yes	5001	5001	5000	2000	02/19/2022
2023	5004	Royalty Payments	Yes	Yes	5002	5002	5000	2000	02/19/2022
2023	5005	Structure Purchases	Yes	Yes	5002	5002	5000	2000	02/19/2022
2023	5006	Materials and Supplies	Yes	Yes	5002	5002	5000	2000	02/19/2022
2023	5007	Architect/Engineer	Yes	Yes	5002	5002	5000	2000	02/19/2022
2023	5008	Structures and Infrastructure Acquisition Costs	Yes	Yes	5002	5002	5000	2000	02/19/2022
2023	5009	Works of Art	Yes	Yes	5002	5002	5000	2000	02/19/2022
2023	5010	Inspection Testing	Yes	Yes	5002	5002	5000	2000	02/19/2022
2023	5011	Utility Relocation	Yes	Yes	5002	5002	5000	2000	02/19/2022
2023	5012	Construction	Yes	Yes	5002	5002	5000	2000	02/19/2022
2023	5013	Right of Way Condemnation Relocation Costs	Yes	Yes	5002	5002	5000	2000	02/19/2022
2023	5014	Capital Lease Princ	Yes	Yes	5003	5003	5000	2000	02/19/2022
2023	5015	Capital Lease Intrst	Yes	Yes	5003	5003	5000	2000	02/19/2022
2023	5016	Capital Lease Fees	Yes	Yes	5003	5003	5000	2000	02/19/2022
2023	5017	Aircraft	Yes	Yes	5004	5004	5000	2000	02/19/2022
2023	5018	Ambulance/Fire/Buses	Yes	Yes	5004	5004	5000	2000	02/19/2022
2023	5019	Automobiles/Trucks	Yes	Yes	5004	5004	5000	2000	02/19/2022
2023	5020	Boats And Marine	Yes	Yes	5004	5004	5000	2000	02/19/2022
2023	5021	Off Highway Vehicles	Yes	Yes	5004	5004	5000	2000	02/19/2022
2023	5022	I/A Capital Outlay Purchases	Yes	Yes	5004	5004	5000	2000	02/19/2022
2023	5023	Communications	Yes	Yes	5004	5004	5000	2000	02/19/2022
2023	5024	Electronic	Yes	Yes	5004	5004	5000	2000	02/19/2022
2023	5025	Information Technology	Yes	Yes	5004	5004	5000	2000	02/19/2022
2023	5026	Medical and Scientific	Yes	Yes	5004	5004	5000	2000	02/19/2022

Report Name	ST0017 - Object Structure
Report User	216490
Selected Report Date	1/24/2023
Selected Fiscal Year	2023
Selected Object Code	All
Selected Object Category	All
Selected Object Class	All
Selected Object Group	All
Selected Object Type	All

Object Fiscal Year	Object Code	Object Name	Active Flag	Budget Flag	Object Class Code	Object Category Code	Object Type Code	Object Group Code	Last Update
2023	5027	Shop/Plant/Industrial	Yes	Yes	5004	5004	5000	2000	02/19/2022
2023	5028	Safety	Yes	Yes	5004	5004	5000	2000	02/19/2022
2023	5029	Household and Institutional	Yes	Yes	5004	5004	5000	2000	02/19/2022
2023	5030	Other Equipment	Yes	Yes	5004	5004	5000	2000	02/19/2022
2023	5032	Oil/Gas Production Tax Credit Certificates	Yes	Yes	5006	5006	5000	2000	02/19/2022
2023	5033	Depreciation Expense	Yes	Yes	5007	5007	5000	2000	02/19/2022
2023	5034	Loss/Sale Fixed Assets	Yes	Yes	5008	5008	5000	2000	02/19/2022
2023	5970	Capital Outlay Transfer	Yes	Yes	5009	5009	5000	2000	02/19/2022
2023	5979	Equipment Management Allocation	Yes	Yes	5005	5005	5000	2000	02/19/2022
2023	5999	DOT/PF Personal Services	Yes	Yes	5999	5999	5000	2000	02/19/2022
2023	7000	GF-University of Alaska Advance Clearing	Yes	Yes	7000	7000	7000	7000	02/19/2022
2023	7001	State and Federal Sub-Recipient Pass-Thru Grants	Yes	Yes	7003	7001	7000	7000	02/19/2022
2023	7002	Non-Employee Compensation Grants (Taxable)	Yes	Yes	7001	7001	7000	7000	02/19/2022
2023	7003	Non-Employee Compensation Grants (Non-Taxable)	Yes	Yes	7001	7001	7000	7000	02/19/2022
2023	7004	Rent Grants (Taxable)	Yes	Yes	7001	7001	7000	7000	02/19/2022
2023	7005	Rent Grants (Non-Taxable)	Yes	Yes	7001	7001	7000	7000	02/19/2022
2023	7006	Other Income Grants (Taxable)	Yes	Yes	7001	7001	7000	7000	02/19/2022
2023	7007	Other Income Grants (Non-Taxable)	Yes	Yes	7001	7001	7000	7000	02/19/2022
2023	7008	Medical and Health Care Payment Grants (Taxable)	Yes	Yes	7001	7001	7000	7000	02/19/2022
2023	7009	Medical and Health Care Payment Grants (Non-Taxable)	Yes	Yes	7001	7001	7000	7000	02/19/2022
2023	7010	Miscellaneous Grants (Non-Taxable)	Yes	Yes	7001	7001	7000	7000	02/19/2022
2023	7011	Shared Taxes (Taxable)	Yes	Yes	7001	7001	7000	7000	02/19/2022
2023	7012	Shared Taxes (Non-Taxable)	Yes	Yes	7001	7001	7000	7000	02/19/2022
2023	7013	Local Government Share of Electrical/Telephone Cooprtv Tax	Yes	Yes	7001	7001	7000	7000	02/19/2022
2023	7014	Local Government Share of Fisheries Landing Tax	Yes	Yes	7001	7001	7000	7000	02/19/2022
2023	7015	Promotion/Outreach/Intervention Infrastructure Grants	Yes	Yes	7001	7001	7000	7000	02/19/2022
2023	7016	Hospitals/Clinics and Medical Services Infrastructure Grants	Yes	Yes	7001	7001	7000	7000	02/19/2022
2023	7017	Social Assistance Grants	Yes	Yes	7001	7001	7000	7000	02/19/2022
2023	7018	Residential Care Grants	Yes	Yes	7001	7001	7000	7000	02/19/2022
2023	7019	Non-Residential Treatment Grants	Yes	Yes	7001	7001	7000	7000	02/19/2022
2023	7020	Client Services Grants	Yes	Yes	7001	7001	7000	7000	02/19/2022
2023	7021	Materials and Supplies Grants	Yes	Yes	7001	7001	7000	7000	02/19/2022
2023	7022	Miscellaneous Contracts and Sub-Contracts Grants	Yes	Yes	7001	7001	7000	7000	02/19/2022
2023	7023	Core Construction Crew Services Grants	Yes	Yes	7001	7001	7000	7000	02/19/2022
2023	7024	Cost Recovery Fisheries Tax AS 16.10.455 (e)	Yes	Yes	7001	7001	7000	7000	02/19/2022
2023	7025	EHR Incentive Program Payments	Yes	Yes	7001	7001	7000	7000	02/19/2022
2023	7200	Miscellaneous Benefits (Non-Taxable)	Yes	Yes	7002	7002	7000	7000	02/19/2022
2023	7201	State and Federal Sub-Recipient Pass-Thru Benefits	Yes	Yes	7003	7002	7000	7000	02/19/2022
2023	7202	Non-Employee Compensation Benefits (Non-Taxable)	Yes	Yes	7002	7002	7000	7000	02/19/2022
2023	7203	Rent Benefits (Taxable)	Yes	Yes	7002	7002	7000	7000	02/19/2022
2023	7204	Rent Benefits (Non-Taxable)	Yes	Yes	7002	7002	7000	7000	02/19/2022
2023	7205	Other Income Benefits (Taxable)	Yes	Yes	7002	7002	7000	7000	02/19/2022
2023	7206	Other Income Benefits (Non-Taxable)	Yes	Yes	7002	7002	7000	7000	02/19/2022
2023	7207	Medical and Health Care Payment Benefits (Taxable)	Yes	Yes	7002	7002	7000	7000	02/19/2022
2023	7208	Medical and Health Care Payment Benefits (Non-Taxable)	Yes	Yes	7002	7002	7000	7000	02/19/2022
2023	7209	Social Assistance Benefits	Yes	Yes	7002	7002	7000	7000	02/19/2022
2023	7210	Client Travel Benefits (Taxable)	Yes	Yes	7002	7002	7000	7000	02/19/2022
2023	7211	Client Travel Benefits (Non-Taxable)	Yes	Yes	7002	7002	7000	7000	02/19/2022
2023	7212	Non-Residential Treatment Benefits (Taxable)	Yes	Yes	7002	7002	7000	7000	02/19/2022
2023	7213	Non-Residential Treatment Benefits (Non-Taxable)	Yes	Yes	7002	7002	7000	7000	02/19/2022
2023	7214	Day Care Benefits (Taxable)	Yes	Yes	7002	7002	7000	7000	02/19/2022
2023	7215	Day Care Benefits (Non-Taxable)	Yes	Yes	7002	7002	7000	7000	02/19/2022
2023	7216	Miscellaneous Client Services Benefits (Taxable)	Yes	Yes	7002	7002	7000	7000	02/19/2022
2023	7217	Miscellaneous Client Services Benefits (Non-Taxable)	Yes	Yes	7002	7002	7000	7000	02/19/2022
2023	7218	Client Services Diagnostic/Treatment Benefits (Taxable)	Yes	Yes	7002	7002	7000	7000	02/19/2022
2023	7219	Client Services Diagnostic/Treatment Benefits (Non-Taxable)	Yes	Yes	7002	7002	7000	7000	02/19/2022
2023	7220	Client Services Assessment Benefits (Taxable)	Yes	Yes	7002	7002	7000	7000	02/19/2022
2023	7221	Client Services Assessment Benefits (Non-Taxable)	Yes	Yes	7002	7002	7000	7000	02/19/2022
2023	7222	Lodging/Meals Benefits (Taxable)	Yes	Yes	7002	7002	7000	7000	02/19/2022
2023	7223	Lodging/Meals Benefits (Non-Taxable)	Yes	Yes	7002	7002	7000	7000	02/19/2022
2023	7224	Relocation Assistance Benefits (Taxable)	Yes	Yes	7002	7002	7000	7000	02/19/2022
2023	7225	Relocation Assistance Benefits (Non-Taxable)	Yes	Yes	7002	7002	7000	7000	02/19/2022
2023	7226	Tools/Supplies/Equipment Benefits	Yes	Yes	7002	7002	7000	7000	02/19/2022
2023	7227	College Benefits (Taxable)	Yes	Yes	7002	7002	7000	7000	02/19/2022
2023	7228	College Benefits (Non-Taxable)	Yes	Yes	7002	7002	7000	7000	02/19/2022
2023	7229	Technical Training Benefits (Taxable)	Yes	Yes	7002	7002	7000	7000	02/19/2022
2023	7230	Technical Training Benefits (Non-Taxable)	Yes	Yes	7002	7002	7000	7000	02/19/2022
2023	7231	Miscellaneous Training Benefits (Taxable)	Yes	Yes	7002	7002	7000	7000	02/19/2022
2023	7232	Miscellaneous Training Benefits (Non-Taxable)	Yes	Yes	7002	7002	7000	7000	02/19/2022
2023	7233	Personal Adjustments Benefits (Taxable)	Yes	Yes	7002	7002	7000	7000	02/19/2022

Report Name	ST0017 - Object Structure
Report User	216490
Selected Report Date	1/24/2023
Selected Fiscal Year	2023
Selected Object Code	All
Selected Object Category	All
Selected Object Class	All
Selected Object Group	All
Selected Object Type	All

Object Fiscal Year	Object Code	Object Name	Active Flag	Budget Flag	Object Class Code	Object Category Code	Object Type Code	Object Group Code	Last Update
2023	7234	Personal Adjustments Benefits (Non-Taxable)	Yes	Yes	7002	7002	7000	7000	02/19/2022
2023	7235	Transportation Benefits (Taxable)	Yes	Yes	7002	7002	7000	7000	02/19/2022
2023	7236	Transportation Benefits (Non-Taxable)	Yes	Yes	7002	7002	7000	7000	02/19/2022
2023	7237	Work Incentive Benefits (Taxable)	Yes	Yes	7002	7002	7000	7000	02/19/2022
2023	7238	Work Incentive Benefits (Non-Taxable)	Yes	Yes	7002	7002	7000	7000	02/19/2022
2023	7239	Other Services Benefits (Taxable)	Yes	Yes	7002	7002	7000	7000	02/19/2022
2023	7240	Other Services Benefits (Non-Taxable)	Yes	Yes	7002	7002	7000	7000	02/19/2022
2023	7241	Personal Assistance Benefits (Taxable)	Yes	Yes	7002	7002	7000	7000	02/19/2022
2023	7242	Personal Assistance Benefits (Non-Taxable)	Yes	Yes	7002	7002	7000	7000	02/19/2022
2023	7243	Individual Living Skills Benefits	Yes	Yes	7002	7002	7000	7000	02/19/2022
2023	7244	Educational Benefits	Yes	Yes	7002	7002	7000	7000	02/19/2022
2023	7245	Individual Assistance Benefits	Yes	Yes	7002	7002	7000	7000	02/19/2022
2023	7246	Applicant Payment Benefits (Taxable)	Yes	Yes	7002	7002	7000	7000	02/19/2022
2023	7247	Applicant Payment Benefits (Non-Taxable)	Yes	Yes	7002	7002	7000	7000	02/19/2022
2023	7248	Administrative Allowance Benefits	Yes	Yes	7002	7002	7000	7000	02/19/2022
2023	7249	Maintenance Benefits (Taxable)	Yes	Yes	7002	7002	7000	7000	02/19/2022
2023	7250	Maintenance Benefits (Non-Taxable)	Yes	Yes	7002	7002	7000	7000	02/19/2022
2023	7251	Retirement Benefits	Yes	Yes	7002	7002	7000	7000	02/19/2022
2023	7252	Small Business Enterprise Benefits (Taxable)	Yes	Yes	7002	7002	7000	7000	02/19/2022
2023	7253	Small Business Enterprise Benefits (Non-Taxable)	Yes	Yes	7002	7002	7000	7000	02/19/2022
2023	7254	Disability Determination Medical/Healthcare Bnfts (Taxable)	Yes	Yes	7002	7002	7000	7000	02/19/2022
2023	7255	Disability Determination Rent Benefits (Taxable)	Yes	Yes	7002	7002	7000	7000	02/19/2022
2023	7256	Unemployment Benefits	Yes	Yes	7002	7002	7000	7000	02/19/2022
2023	7257	Non-Employee Compensation Benefits (Taxable)	Yes	Yes	7002	7002	7000	7000	02/19/2022
2023	7258	Job Placement Benefits (Taxable)	Yes	Yes	7002	7002	7000	7000	02/19/2022
2023	7970	Grants/Benefits Transfer (Non-Taxable)	Yes	Yes	7001	7001	7000	7000	02/19/2022
2023	7979	Grants Management Allocation	Yes	Yes	7001	7001	7000	7000	02/19/2022
2023	8000	Debt Service Suspend	Yes	Yes	8000	8000	8000	8000	02/19/2022
2023	8001	Bond Principal	Yes	Yes	8000	8000	8000	8000	02/19/2022
2023	8002	Interest-Bonds	Yes	Yes	8000	8000	8000	8000	02/19/2022
2023	8003	Amortization Bond Issuance Cost	Yes	Yes	8000	8000	8000	8000	02/19/2022
2023	8004	Amortization Bond Discount	Yes	Yes	8000	8000	8000	8000	02/19/2022
2023	8005	Trustee and Agent Fees	Yes	Yes	8000	8000	8000	8000	02/19/2022
2023	8006	Arbitrage Rebate	Yes	Yes	8000	8000	8000	8000	02/19/2022
2023	8007	Unamortized Bonds Discount/(Premium)	Yes	Yes	8000	8000	8000	8000	12/07/2022
2023	8008	Cost of Issuance (COI)	Yes	Yes	8000	8000	8000	8000	12/07/2022
2023	8009	Underwriter's Discount	Yes	Yes	8000	8000	8000	8000	12/07/2022
2023	9000	In-Kind Match	Yes	No	0013	0013	0013	0013	02/19/2022
2023	9001	Budgeted Statistics	Yes	No	0013	0013	0013	0013	02/19/2022
2023	9002	Actual Statistics	Yes	No	0013	0013	0013	0013	02/19/2022
2023	9003	Indirect Rate Overhead	Yes	No	0013	0013	0013	0013	02/19/2022
2023	EQUP	75000 - Capital Outlay Converted Capital Expenditures	Yes	Yes	CCEX	CCEX	5000	2000	02/19/2022
2023	TRVL	72000 - Travel Converted Capital Expenditures	Yes	Yes	CCEX	CCEX	2000	2000	02/19/2022



***APPENDIX B2***  
***FINANCIAL REPORTS***

---

---

---

## APPENDIX B2 - INDEX

### FINANCIAL REPORTING

<b>FY2021 Operating &amp; Capital Appropriation Expenditure Report</b>	<b>- Appendix B2 – 1</b>
<b>Unbilled Indirect Costs from Prior Years</b>	<b>- Appendix B2 – 2</b>
<b>FY2021 Annual Comprehensive Financial Report</b> Website: <a href="http://doa.alaska.gov/dof/reports/resource/2021acfr.pdf">http://doa.alaska.gov/dof/reports/resource/2021acfr.pdf</a> <b>Cover, Table of Contents, and</b> <b>Letter of Transmittal – Pages i and ii only</b>	<b>- Appendix B2 – 3</b>
<b>FY2021 State of Alaska Single Audit Report</b> Website: <a href="https://legaudit.akleg.gov/audits/single-audits/">https://legaudit.akleg.gov/audits/single-audits/</a> <b>Cover, Letter of Transmittal, Table of Contents–Page iii only</b> <b>Section III, Independent Auditor’s Report – Page III-5 only</b> <b>Section V, State of Alaska, Schedule of Expenditures of Federal Awards</b> <b>For the Fiscal Year Ended, June 30, 2021, By State Agency</b> <b>Department of Labor &amp; Workforce Development – Page V-6 only</b>	<b>- Appendix B2 - 4</b>
<b>FY2021 Employee Timesheet for Indirect and Direct Charges</b>	<b>- Appendix B2 - 5</b>



Report Name	Indirect Cost Rate ICP Report
Report User	216490
Report Date	9/14/2022
Selected Appropriation Group Codes	All
Selected Appropriation Type Codes	All
Selected Appropriation Codes	All

Capital and Capital RSA Appropriations \$ 448,347.84  
 Operating Appropriations \$ 208,420,008.82  
**Total FY2021 Expenditures \$ 208,868,356.66**

### B7CA - CO&ASD

	1000 - Personal Services	2000 - Travel	3000 - Services	4000 - Commodities	5000 - Capital Outlay	7000 - Grants and Benefits	Total
B7CO - CO	1,943,879.14	41,241.01	87,111.23	8,333.96			2,080,565.34
B7W2 - WIB2	1,403,486.03	22,455.42	294,321.03	27,954.79		15,423,261.81	17,171,479.08
B7AL - ALRA	380,775.11		70,629.73	47,109.30			498,514.14
<b>Sum:</b>	<b>3,728,140.28</b>	<b>63,696.43</b>	<b>452,061.99</b>	<b>83,398.05</b>	<b>-</b>	<b>15,423,261.81</b>	<b>19,750,558.56</b>
B7MS - MS	2,788,815.79	4,687.58	441,815.57	19,122.08			3,254,441.02
B7LE - LEASING			2,023,092.29				2,023,092.29
B7DP - DP	2,334,575.77		2,510,422.01	69,828.13			4,914,825.91
B7LM - LMI	2,915,023.37	938.51	531,516.66	9,301.57			3,456,780.11
<b>Sum:</b>	<b>8,038,414.93</b>	<b>5,626.09</b>	<b>5,506,846.53</b>	<b>98,251.78</b>	<b>-</b>	<b>-</b>	<b>13,649,139.33</b>
<b>Sum:</b>	<b>11,766,555.21</b>	<b>69,322.52</b>	<b>5,958,908.52</b>	<b>181,649.83</b>	<b>-</b>	<b>15,423,261.81</b>	<b>53,150,256.45</b>

### B7WC - WCD

	1000 - Personal Services	2000 - Travel	3000 - Services	4000 - Commodities	5000 - Capital Outlay	7000 - Grants and Benefits	Total
B7WC - WC	3,790,661.11	4,263.78	931,216.93	111,621.55		11,700.48	4,849,463.85
B7WA - WC Appeals	290,267.14		38,481.74	2,218.73		-	330,967.61
B7WB - WC BGF	95,304.39		150,865.99	10.00		362,257.11	608,437.49
B7SF - SIF	189,905.51		30,958.97	114.99		2,437,064.31	2,658,043.78
B7FF - FF	196,705.32		54,810.32	840.81		330,706.24	583,062.69
<b>Sum:</b>	<b>4,562,843.47</b>	<b>4,263.78</b>	<b>1,206,333.95</b>	<b>114,806.08</b>	<b>-</b>	<b>3,141,728.14</b>	<b>9,029,975.42</b>

### B7LS - LS&S

	1000 - Personal Services	2000 - Travel	3000 - Services	4000 - Commodities	5000 - Capital Outlay	7000 - Grants and Benefits	Total
B7WH - W&H	1,585,080.18	3,807.62	393,295.25	14,457.92	32.79		1,996,673.76
B7MI - MI	1,762,437.33	65,430.96	321,949.46	7,901.94			2,157,719.69
B7OS - OSH	3,117,148.20	58,309.62	1,207,464.98	65,293.40			4,448,216.20
B7AS - ASAC			3,959.93	93.88			4,053.81
<b>Sum:</b>	<b>6,464,665.71</b>	<b>127,548.20</b>	<b>1,926,669.62</b>	<b>87,747.14</b>	<b>32.79</b>	<b>-</b>	<b>8,606,663.46</b>

### B7ET - DETS

	1000 - Personal Services	2000 - Travel	3000 - Services	4000 - Commodities	5000 - Capital Outlay	7000 - Grants and Benefits	Total
B7EA - ETS Admin	1,016,603.67	2,307.03	111,269.50	5,603.69			1,135,783.89
B7WS - Wrkfrnc Svcs	7,444,786.01	61.47	2,774,001.91	654,076.21	-	4,399,016.63	15,271,942.23
B7WD - Wrkfrnc Dev	2,417,230.31		3,521,328.71	9,030.51		5,411,425.78	11,359,015.31
B7U2 - UI2	27,172,934.33	1,016.91	7,277,591.43	858,530.07		60,821,700.00	96,131,772.74
<b>Sum:</b>	<b>38,051,554.32</b>	<b>3,385.41</b>	<b>13,684,191.55</b>	<b>1,527,240.48</b>	<b>-</b>	<b>70,632,142.41</b>	<b>123,898,514.17</b>

Report Name	Indirect Cost Rate ICP Report
Report User	216490
Report Date	9/14/2022
Selected Appropriation Group Codes	All
Selected Appropriation Type Codes	All
Selected Appropriation Codes	All

Capital and Capital RSA Appropriations \$ 448,347.84  
 Operating Appropriations \$ 208,420,008.82  
**Total FY2021 Expenditures \$ 208,868,356.66**

### B7VR - DVR

	1000 - Personal Services	2000 - Travel	3000 - Services	4000 - Commodities	5000 - Capital Outlay	7000 - Grants and Benefits	Total
B7VR - VR Admin	779,334.89	3,195.20	104,316.26	35,802.81			922,649.16
B7CS - CS	8,355,425.04	2,105.68	1,922,719.78	187,914.15		3,095,801.93	13,563,966.58
B7DD - DD	2,815,839.82	1,876.46	717,706.84	16,787.18		854,105.28	4,406,315.58
B7SP - SP	9,032.74		71.55			896,690.76	905,795.05
<b>Sum:</b>	<b>11,959,632.49</b>	<b>7,177.34</b>	<b>2,744,814.43</b>	<b>240,504.14</b>		<b>4,846,597.97</b>	<b>19,798,726.37</b>

### B7AV - AVTEC

	1000 - Personal Services	2000 - Travel	3000 - Services	4000 - Commodities	5000 - Capital Outlay	7000 - Grants and Benefits	Total
B7AV - AVTEC	6,789,401.57	7,467.12	3,269,854.78	570,236.14	217,886.18	648,322.68	11,503,168.47
B7AF - AVTEC FM	412,338.36		1,655,304.74	115,619.94			2,183,263.04
<b>Sum:</b>	<b>7,201,739.93</b>	<b>7,467.12</b>	<b>4,925,159.52</b>	<b>685,856.08</b>	<b>217,886.18</b>	<b>648,322.68</b>	<b>13,686,431.51</b>

**Total Operating \$ 208,420,008.82**

### B17E - AVT SUP17 Sec5

	1000 - Personal Services	2000 - Travel	3000 - Services	4000 - Commodities	5000 - Capital Outlay	7000 - Grants and Benefits	Total
B17E - AVT SUP17 Sec5			7,376.13				7,376.13
<b>Sum:</b>			<b>7,376.13</b>				<b>7,376.13</b>

### B17F - AVT SUP17 Sec17

	1000 - Personal Services	2000 - Travel	3000 - Services	4000 - Commodities	5000 - Capital Outlay	7000 - Grants and Benefits	Total
B17F - AVT SUP17 Sec17			84,787.47				84,787.47
<b>Sum:</b>			<b>84,787.47</b>				<b>84,787.47</b>

### B21A - VR BEP FAC DEV

	1000 - Personal Services	2000 - Travel	3000 - Services	4000 - Commodities	5000 - Capital Outlay	7000 - Grants and Benefits	Total
B21A - VR BEP FAC DEV			1,246.87				1,246.87
<b>Sum:</b>			<b>1,246.87</b>				<b>1,246.87</b>

**Total Capital \$ 93,410.47**

<b>Report Name</b>	Indirect Cost Rate ICP Report
<b>Report User</b>	216490
<b>Report Date</b>	9/14/2022
<b>Selected Appropriation Group Codes</b>	All
<b>Selected Appropriation Type Codes</b>	All
<b>Selected Appropriation Codes</b>	All

<b>Capital and Capital RSA Appropriations</b>	<b>\$ 448,347.84</b>
<b>Operating Appropriations</b>	<b>\$ 208,420,008.82</b>
<b>Total FY2021 Expenditures</b>	<b>\$ 208,868,356.66</b>

### BUBC - DOLWD Unbudgeted RSA

	1000 - Personal Services	2000 - Travel	3000 - Services	4000 - Commodities	5000 - Capital Outlay	7000 - Grants and Benefits	Total
<b>B18A - AVT STW DM CIP</b>			-				-
<b>B19A - AVT STW DM CIP</b>			125,388.66				125,388.66
<b>B20A - AVT STW DM CIP</b>			229,548.71				229,548.71
<b>Sum:</b>			<b>354,937.37</b>				<b>354,937.37</b>

**Total Capital RSAs \$ 354,937.37**

ALASKA DEPARTMENT OF LABOR AND WORKFORCE DEVELOPMENT FY2023 INDIRECT COST RATE PROPOSAL				
APPENDIX B2-2 FY2021 UNRECOVERED INDIRECT COSTS				
DESCRIPTION	DEPARTMENT	STATEWIDE	VR Division	ETS Division
<b>Unrecovered indirect costs</b>				
<b>FY2021</b>				
FY2021 Direct Personal Services	76,563,761	a		
Indirect Cost Rate - Approved Rate	7.59%	a		
Projected Recoveries	(5,811,189)			
FY2021 Direct Personal Services	76,563,761	a		
Billed Indirect Cost Rate at a Lower Rate	6.30%	a		
Actual Recoveries	(4,823,517)			
Under Recoveries for FY2021	<u>987,672</u>	<u>no adjustment</u>	<u>no adjustment</u>	<u>no adjustment</u>
Unbilled Indirect Cost from Leasing paid by the General Fund	-		37,686	46,574
Total Carryforward Adjustment from Prior Years Under Recoveries due to Lower Billed Indirect Cost Rate	<u>\$ 987,672</u>	<u>no adjustment</u>	<u>\$ 37,686</u>	<u>\$ 46,574</u>
a - Data from Schedule VII B of FY2023 Indirect Cost Rate Plan				

**State of Alaska**

**Annual Comprehensive  
Financial Report**

**For the Fiscal Year  
July 1, 2020 - June 30, 2021**



**Prepared by:  
Department of Administration  
Division of Finance**

The FY 2021 ACFR is expected to be available on or after March 4, 2022 on our Internet web site at <http://doa.alaska.gov/dof/reports/annualreport.html>.

**This publication was released by the Department of Administration, Division of Finance to report on the State's financial status. This publication is required by AS 37.05.210**

**STATE OF ALASKA  
ANNUAL COMPREHENSIVE FINANCIAL REPORT  
For the Fiscal Year Ended June 30, 2021**

**TABLE OF CONTENTS**

	<b>Page</b>	<b>Statement</b>
<b><u>INTRODUCTORY SECTION</u></b>		
Letter of Transmittal	i	
Exhibits	viii	
Organizational Chart	xii	
Functions of State Departments	xiii	
Alaska State Legislature	xvi	
<b><u>FINANCIAL SECTION</u></b>	<b>1</b>	
<b>INDEPENDENT AUDITOR'S REPORT</b>	<b>3</b>	
<b>MANAGEMENT'S DISCUSSION AND ANALYSIS</b>	<b>9</b>	
<b>BASIC FINANCIAL STATEMENTS:</b>	<b>19</b>	
<b>Government-wide Financial Statements</b>	<b>21</b>	
Statement of Net Position	22	1.01
Statement of Activities	24	1.02
<b>Fund Financial Statements</b>		
<b>Governmental Funds</b>	<b>27</b>	
Balance Sheet	28	1.11
Reconciliation of the Balance Sheet to the Statement of Net Position	29	1.12
Statement of Revenues, Expenditures, and Changes in Fund Balances	30	1.13
Reconciliation of the Change in Fund Balances to the Statement of Activities	31	1.14
<b>Proprietary Funds</b>	<b>33</b>	
Statement of Net Position	34	1.21
Statement of Revenues, Expenses, and Changes in Fund Net Position	37	1.22
Statement of Cash Flows	38	1.23
<b>Fiduciary Funds</b>	<b>41</b>	
Statement of Fiduciary Net Position	42	1.31
Statement of Changes in Fiduciary Net Position	43	1.32
<b>Component Units</b>	<b>45</b>	
Statement of Net Position	46	1.41
Statement of Activities	48	1.42
<b>Notes to the Basic Financial Statements</b>	<b>51</b>	
<b>REQUIRED SUPPLEMENTARY INFORMATION:</b>	<b>163</b>	
Budgetary Comparison Schedule - General Fund	164	2.01
Note to Required Supplementary Information - Budgetary Reporting	165	
Information about the State's Pension and Other Postemployment Benefit Plans	166	2.10 - 2.53

**STATE OF ALASKA  
ANNUAL COMPREHENSIVE FINANCIAL REPORT  
For the Fiscal Year Ended June 30, 2021**

**TABLE OF CONTENTS**

**SUPPLEMENTARY INFORMATION**

<b>COMBINING FUND STATEMENTS:</b>	<b>207</b>	
<b>Governmental Funds</b>		
<b>General Fund</b>	<b>209</b>	
Combining Balance Sheet	215	3.01
Combining Schedule of Revenues, Expenditures, and Changes in Fund Balances	216	3.02
<b>Nonmajor Governmental Funds</b>	<b>217</b>	
Combining Balance Sheet	218	3.11
Combining Statement of Revenues, Expenditures, and Changes in Fund Balances	219	3.12
<b>Permanent Funds</b>	<b>221</b>	
Schedule of Revenues, Expenditures, and Changes in Fund Balances - Budget and Actual	222	3.23
<b>Nonmajor Special Revenue Funds</b>	<b>223</b>	
Combining Balance Sheet	226	3.31
Combining Statement of Revenues, Expenditures, and Changes in Fund Balances	228	3.32
Schedule of Revenues, Expenditures, and Changes in Fund Balances - Budget and Actual	230	3.33
<b>Nonmajor Debt Service Funds</b>	<b>237</b>	
Combining Balance Sheet	238	3.41
Combining Statement of Revenues, Expenditures, and Changes in Fund Balances	239	3.42
<b>Nonmajor Capital Projects Funds</b>	<b>241</b>	
Combining Balance Sheet	242	3.51
Combining Statement of Revenues, Expenditures, and Changes in Fund Balances	243	3.52
<b>Proprietary Funds</b>		
<b>Nonmajor Enterprise Funds</b>	<b>245</b>	
Combining Statement of Net Position	248	4.01
Combining Statement of Revenues, Expenses, and Changes in Fund Net Position	249	4.02
Combining Statement of Cash Flows	250	4.03
<b>Commercial and Energy Assistance Enterprise Funds</b>		
Combining Statement of Net Position	252	4.11
Combining Statement of Revenues, Expenses, and Changes in Fund Net Position	254	4.12
Combining Statement of Cash Flows	256	4.13
<b>Other Agencies Enterprise Funds</b>		
Combining Statement of Net Position	258	4.21
Combining Statement of Revenues, Expenses, and Changes in Fund Net Position	259	4.22
Combining Statement of Cash Flows	260	4.23
<b>Internal Service Funds</b>	<b>263</b>	
Combining Statement of Net Position	264	4.31
Combining Statement of Revenues, Expenses, and Changes in Fund Net Position	265	4.32
Combining Statement of Cash Flows	266	4.33

**STATE OF ALASKA  
ANNUAL COMPREHENSIVE FINANCIAL REPORT  
For the Fiscal Year Ended June 30, 2021**

**TABLE OF CONTENTS**

<b>Fiduciary Funds</b>	268	
<b>Pension and Other Employee Benefit Trust Funds</b>		
Combining Statement of Fiduciary Net Position	270	5.01
Combining Statement of Changes in Fiduciary Net Position	272	5.02
<b>Custodial and Investment Trust Funds</b>		
Combining Statement of Fiduciary Net Position	274	5.11
Combining Statement of Changes in Fiduciary Net Position	275	5.12
<b>Component Units</b>		
<b>Nonmajor Component Units</b>	277	
Combining Statement of Net Position	278	6.01
Combining Statement of Activities	280	6.02
<b><u>STATISTICAL SECTION</u></b>	<b>283</b>	<b><u>Schedule</u></b>
<b>Financial Trends</b>		
Net Position by Component	287	A-1
Government-wide Expenses, Program Revenues, and Net (Expense) Revenue	288	A-2
Government-wide General Revenues and Other Changes in Net Position	290	A-3
Fund Balances, Governmental Funds	291	A-4
Changes in Fund Balances, Governmental Funds	292	A-5
<b>Revenue Capacity</b>		
Alaska Permanent Fund Investment Income	295	B-1
Oil Severance Taxes	296	B-2
Oil Royalties	298	B-3
<b>Debt Capacity</b>		
Ratios of Outstanding Debt by Type	300	C-1
Pledged-Revenue Coverage	301	C-2
<b>Demographic and Economic Information</b>		
Statistics	302	D-1
Employment by Industry	303	D-2
<b>Operating Information</b>		
Full-time Equivalent Government Employees by Function	305	E-1
Operating Indicators by Function	306	E-2
Capital Asset Statistics by Function	308	E-3
<b><u>INDEX OF FUNDS</u></b>	<b>311</b>	
<b><u>LEGEND OF ACRONYMS</u></b>	<b>317</b>	





THE STATE  
of **ALASKA**  
GOVERNOR MIKE DUNLEAVY

**Department of  
Administration**

PAULA VRANA, COMMISSIONER

10th Floor State Office Building  
P.O. Box 110200  
Juneau, Alaska 99811-0200  
Main: 907.465.2200  
Fax: 907.465.2135  
[www.doa.alaska.gov/dof](http://www.doa.alaska.gov/dof)

March 4, 2022

The Honorable Michael J. Dunleavy, Governor  
Members of the Legislature  
Citizens of the State of Alaska

In accordance with Alaska Statute (AS) 37.05.210, it is our pleasure to present the Annual Comprehensive Financial Report (ACFR) of the State of Alaska for the fiscal year ending June 30, 2021. This report has been prepared by the Department of Administration, Division of Finance. Responsibility for both the accuracy of the data, and the completeness and fairness of the presentation, including all disclosures, rests with the State. To the best of our knowledge and belief, the enclosed data is accurate in all material respects and reported in a manner designed to present fairly the financial position and results of operations of the State. Statistical and demographic information are included to enable the reader to gain an understanding of the State's financial activities.

## INTRODUCTION

### **Internal Controls**

The Department of Administration, Division of Finance, is primarily responsible for the overall operation of the State's central accounting system. The State's system of internal controls over the accounting system has been designed to provide reasonable, but not absolute, assurance regarding the safeguarding of assets against loss from unauthorized use or disposition, and the reliability of financial records for preparing financial statements and maintaining accountability for assets. The concept of reasonable assurance recognizes that the cost of a control should not exceed the benefits likely to be derived, and the evaluation of costs and benefits requires estimates and judgments by management.

Some component units operate outside the State's central accounting system. Those component units are responsible for establishing and maintaining their own separate internal control structures.

### **Audits**

**The Division of Legislative Audit is the principal auditor of the State's reporting entity.** The audit of the ACFR was conducted in accordance with generally accepted auditing standards (GAAS). The independent auditor's report is the first item in the financial section of the ACFR and precedes the Management Discussion and Analysis (MD&A) and basic financial statements. The goal of the independent audit is to provide reasonable assurance that the financial statements of the State for the fiscal year ended June 30, 2021, are free of material misstatement. The audit involved examining, on a test basis, evidence

supporting the amounts and disclosures in the ACFR, assessing the accounting principles used, and evaluating the overall financial statement presentation.

In addition to the annual audit of the State's ACFR, the State is required to undergo an annual single audit in conformity with the provisions of the Single Audit Act Amendments of 1996 and the U.S. Office of Management and Budget's Uniform Grant Guidance 2 CFR Part 200. Information related to this single audit, including a schedule of expenditures of federal awards, the auditor's reports on internal controls and compliance with applicable laws and regulations, and a schedule of findings and questioned costs will be published at a later date under separate cover by the Division of Legislative Audit.

### **Management's Discussion and Analysis**

Governmental Accounting Standards Board Statement No. 34 requires that management provide a narrative introduction, overview, and analysis of the State's financial activities. This transmittal letter is intended to complement the MD&A and should be read in conjunction with it. The MD&A can be found immediately following the independent auditor's report.

### **PROFILE OF THE STATE OF ALASKA**

The State of Alaska was the 49<sup>th</sup> state admitted into the Union in 1959. The Alaska Constitution was adopted by the Constitutional Convention February 5, 1956, ratified by the people of Alaska April 24, 1956, and became operative with the formal proclamation of statehood January 3, 1959.

There are three branches of government: legislative, executive, and judicial. The legislative power of the State is vested in a legislature consisting of a Senate with a membership of 20 and a House of Representatives with a membership of 40. The executive power of the State is vested in the governor. The judicial power of the State is vested in a supreme court, a superior court, and the courts established by the legislature. The jurisdiction of courts and judicial districts are prescribed by law. The courts constitute a unified judicial system for operation and administration.

The State of Alaska reporting entity reflected in this ACFR, which is described more fully in Note 1 to the basic financial statements, conforms with the requirements of Governmental Accounting Standards Board Statement No. 14, *The Financial Reporting Entity*. These criteria include financial accountability, fiscal dependency, and legal standing. The concept underlying the definition of the financial reporting entity is that elected officials are accountable to their constituents. The financial statements should allow users to distinguish between the primary government (the State) and its component units, with the emphasis being on the primary government. Consequently, this transmittal letter, the MD&A, and the financial statements focus on the State and its activities. Although information pertaining to the discretely presented component units is provided, their separately issued financial statements should be read to obtain a complete overview of their financial position.

The State provides a range of services including education, health and human services, transportation, law enforcement, judicial, public safety, community and economic development, public improvements, and general administrative services.

### **Budgetary Control**

The State maintains budgetary controls. The objective of these controls is to ensure compliance with legal provisions embodied in the budget appropriated annually by the legislature. Annual operating budgets are adopted for governmental funds (General, Permanent, and Special Revenue) through passage of

ALASKA DIVISION OF  
**LEGISLATIVE AUDIT**

**Audit Report**

---

State of Alaska  
Single Audit  
for the  
Fiscal Year Ended  
June 30, 2021

---

Audit Control Number: 02-40022-22



Division of Legislative Audit  
P.O. Box 113300  
Juneau, AK 99811-3300

Phone: (907) 465-3830  
Fax: (907) 465-2347  
[www.legaudit.akleg.gov](http://www.legaudit.akleg.gov)

# ALASKA STATE LEGISLATURE

## LEGISLATIVE BUDGET AND AUDIT COMMITTEE

### Division of Legislative Audit



P.O. Box 113300  
Juneau, AK 99811-3300  
(907) 465-3830  
FAX (907) 465-2347  
legaudit@akleg.gov

July 14, 2022

Honorable Members of the  
Alaska State Legislature

The Honorable Michael J. Dunleavy  
Governor  
State of Alaska

The Honorable Christi Grimm  
Inspector General  
Office of the Inspector General  
U.S. Department of Health and Human Services

We are pleased to transmit the Single Audit of the State of Alaska for the Fiscal Year Ended June 30, 2021. The audit was conducted in accordance with auditing standards generally accepted in the United States of America, *Government Auditing Standards* issued by the Comptroller General of the United States, and complies with the United States Office of Management and Budget's Uniform Guidance.

The report includes an opinion on the basic financial statements of the State of Alaska for FY 21, findings and recommendations on financial and compliance matters, required auditor's reports on internal controls and compliance, and the Schedule of Expenditures of Federal Awards.

The findings and recommendations included in this report are organized by department and include prior financial and compliance findings not fully corrected by the departments. Our FY 20 single audit contained 94 findings; this report presents a total of 75 findings, 35 of which were presented, at least in part, last year. With your active support and encouragement, we hope to see improvement in the implementation of corrective action for these findings by the State agencies.

The findings and recommendations beginning on Section II page 45 of this report are addressed to the Department of Health and Social Services (DHSS). However, in accordance with



Executive Order 121, effective July 1, 2022, DHSS was reorganized into two departments – the Department of Health, and the Department of Family and Community Services. The views of responsible officials and corrective action plans for findings and recommendations addressed to DHSS in this report will be obtained from the newly created Department of Health. No FY 21 findings and recommendations were issued to divisions organized within the Department of Family and Community Services.

The dedicated staff of the Division of Legislative Audit remains committed to enhancing State of Alaska operations and accountability. Your active involvement is critical to implementing corrective actions. We are available to assist you in that effort.



Kris Curtis, CPA, CISA  
Legislative Audit

# TABLE OF CONTENTS

(continued)

	<u>Page</u>
<u>SECTION III – INTERNAL CONTROL AND COMPLIANCE REPORTS AND OTHER INFORMATION</u>	
Independent Auditor’s Report on Internal Control over Financial Reporting and on Compliance and Other Matters Based on an Audit of the Financial Statements Performed in Accordance with <i>Government Auditing Standards</i> .....	III – 1
Independent Auditor’s Report on Compliance for Each Major Federal Program and Report on Internal Control over Compliance Required by the <i>Uniform Guidance</i> .....	III – 5
Schedule of Expenditures of Federal Awards by Federal Agency .....	III – 11
Notes to the Schedule of Expenditures of Federal Awards .....	III – 49
Summary Schedule of Prior Audit Findings.....	III – 53
<u>SECTION IV - CORRECTIVE ACTION PLAN</u>	
Agency Responses.....	IV – 1
Legislative Auditor’s Additional Comments.....	IV – 89
<u>SECTION V - APPENDICES</u>	
Schedule of Expenditures of Federal Awards by State Agency .....	V – 1
Abbreviations.....	V – 23

# ALASKA STATE LEGISLATURE

## LEGISLATIVE BUDGET AND AUDIT COMMITTEE

Division of Legislative Audit



P.O. Box 113300  
Juneau, AK 99811-3300  
(907) 465-3830  
FAX (907) 465-2347  
legaudit@akleg.gov

Report on Compliance for Each Major Federal Program and  
Report on Internal Control Over Compliance  
Required by the Uniform Guidance

Independent Auditor's Report

Members of the Legislative Budget  
and Audit Committee:

### **Report on Compliance for Each Major Federal Program**

We have audited the State of Alaska's compliance with the types of compliance requirements described in the *United States Office of Management and Budget Compliance Supplement* that could have a direct and material effect on each of its major federal programs for the fiscal year ended June 30, 2021. The State of Alaska's major federal programs are identified in the summary of auditor's results section of the accompanying Schedule of Findings and Questioned Costs.

The State of Alaska's basic financial statements include the operations of the Alaska Railroad Corporation (ARRC), which expended federal awards that are not included in the State of Alaska's Schedule of Expenditures of Federal Awards during the year ended June 30, 2021. Our audit, described below, did not include the operations of ARRC because ARRC, with a fiscal year ended December 31, engaged other auditors to perform an audit of compliance. The State of Alaska's basic financial statements include the operations of the Alaska Industrial Development and Export Authority (AIDEA), which expended \$281 million in federal awards that are not included in the State of Alaska's Schedule of Expenditures of Federal Awards during the year ended June 30, 2021. Our audit, described below, did not include the operations of AIDEA because AIDEA, as a subrecipient of federal awards from the State of Alaska, engaged other auditors to perform an audit of compliance.

### **Management's Responsibility**

Management is responsible for compliance with federal statutes, regulations, and the terms and conditions of its federal awards applicable to its federal programs.

**STATE OF ALASKA**

**SCHEDULE OF EXPENDITURES OF FEDERAL AWARDS**

For the Fiscal Year Ended June 30, 2021

By State Agency

Federal Program Title	Federal Agency	Assistance Listing Number	Grant or Other Identifying Number	Cluster	Federal Expenditures	Passed through to Subrecipients
Grants to States for Operation of State Offices of Rural Health	USDHHS	93.913			180,293	
HIV Care Formula Grants	USDHHS	93.917			1,046,731	417,862
COVID-19 HIV Care Formula Grants	USDHHS	93.917			366,415	32,000
HIV Prevention Activities Health Department Based	USDHHS	93.940			1,065,314	325,952
Cooperative Agreements to Support State-Based Safe Motherhood and Infant Health	USDHHS	93.946			213,582	
Block Grants for Community Mental Health Services	USDHHS	93.958			1,045,810	986,565
Block Grants for Prevention and Treatment of Substance Abuse	USDHHS	93.959			5,494,375	5,406,079
Sexually Transmitted Diseases (STD) Prevention and Control Grants	USDHHS	93.977			347,563	
Preventive Health and Health Services Block Grant	USDHHS	93.991			639,696	
Maternal and Child Health Services Block Grant to the States	USDHHS	93.994			1,156,198	21,000
<b>Total for Department of Health and Social Services</b>					<b>2,477,448,183</b>	<b>123,084,407</b>

**Department of Labor and Workforce Development**

Federal State Cooperative Program for Population Estimates (FSCPE)	USDOC	11.U10	1333LB19C0000044		411	
Labor Force Statistics	USDOL	17.002	LFSTAT		669,626	
Compensation and Working Conditions	USDOL	17.005	BLSOSH		59,928	
Employment Service/Wagner-Peyser Funded Activities	USDOL	17.207	ONESTP, WAGPEY	ESC	5,881,215	
COVID-19 - Unemployment Insurance	USDOL	17.225	UI Trust Fund (FPUC, PUA, PEUC, MEUC), UIEMRG, UIFPUC, UIPEUC, UIUAP, UIIMEUC, UIPEUP, UIPUAP REEMPL, UI0000, UI5BRD, UIAWU, UI Trust Fund,		500,021,232	
Unemployment Insurance	USDOL	17.225			313,066,374	
Senior Community Service Employment Program	USDOL	17.235	SCSEPO		892,648	59,101
WIOA Adult Program	USDOL	17.258	WIOAAD	WIAC	4,632,608	320,000
WIOA Youth Activities	USDOL	17.259	WIOAYO	WIAC	4,693,114	2,755,487
H-1B Job Training Grants	USDOL	17.268	WIAAME		249,380	141,196
Reentry Employment Opportunities	USDOL	17.270	FBONDS		14,700	
Work Opportunity Tax Credit Program (WOTC)	USDOL	17.271	WOTC00		179,075	
Temporary Labor Certification for Foreign Workers	USDOL	17.273	LABCER		79,338	
WIOA National Dislocated Worker Grants / WIA National Emergency Grants	USDOL	17.277	AEQDWWG, TETDWWG		1,195,224	1,056,636
WIOA Dislocated Worker Formula Grants	USDOL	17.278	WIOADW	WIAC	7,762,505	34,000
WIOA Dislocated Worker National Reserve Demonstration Grants	USDOL	17.280	OPIOID		308,325	178,794
Apprenticeship USA Grants	USDOL	17.285	APPUSA		556,316	278,745
Occupational Safety and Health State Program	USDOL	17.503	23G001		1,341,690	
Consultation Agreements	USDOL	17.504	21D001		681,013	
Jobs for Veterans State Grants	USDOL	17.801	DVOP00, LVERO0	ESC	684,620	
Adult Education - Basic Grants to States	USDOL	84.002	ABE000		988,332	774,409
Federal Pell Grant Program	USDOL	84.063	PELLGR	SFAC	224,878	
Rehabilitation Services Vocational Rehabilitation Grants to States	USDOL	84.126	BASSUP		9,221,680	
Rehabilitation Services Independent Living Services for Older Individuals Who are Blind	USDOL	84.177	ILOBLN		225,920	218,943
Federal Direct Student Loans	USDOL	84.268	DRLON	SFAC	68,945	
COVID-19 - Education Stabilization Fund	USDOL	84.425	CHEERF, CHEERI, CFIPSE		609,285	
COVID-19 - Federal Pell Grant Program	USDOL	84.426	RSFRFP		33,994	
Denali Commission Program	DC	90.100	DENALI, DENCOM		106,249	
ACL Assistive Technology	USDHHS	93.464	ASTECH		446,732	443,900
Social Security Disability Insurance	SSA	96.001	SSDINS	DISSIC	4,762,473	
Supplemental Security Income	SSA	96.006	SSIREI	DISSIC	555,248	
COVID-19 - Presidential Declared Disaster Assistance to Individuals and Households - Other Needs	USDHHS	97.050	UIFLWA		60,953,602	
<b>Total for Department of Labor and Workforce Development</b>					<b>921,166,680</b>	<b>6,261,211</b>

**Department of Military and Veteran's Affairs**

Meteorologic and Hydrologic Modernization Development	USDOC	11.467	20NOAA		660,666	257,526
National Guard Military Operations and Maintenance (O&M) Projects	USDOD	12.401	SRM		19,131,181	
National Guard Challenge Program	USDOD	12.404	50AMYA		4,257,749	
Veterans Transportation Project	USDVA	64.035	6TRANS		193,668	146,926
Contract	USDVA	64.U02	V101 (223C) P-5801		96,391	
Non-Profit Security Program	USDHS	97.008	19NSGP		82,947	82,947
Disaster Grants - Public Assistance (Presidentially Declared Disasters)	USDHS	97.036	DRF - PA		23,235,713	21,634,192
COVID-19 - Disaster Grants-Public Assistance (Presidentially Declared Disasters)	USDHS	97.036	DRF - PA		17,521,942	15,711,626
Hazard Mitigation Grant	USDHS	97.039	DRF - HM		994,794	159,203
Emergency Management Performance Grants	USDHS	97.042	20EMPG		3,567,179	888,042
Pre-Disaster Mitigation	USDHS	97.047	20PDDM		9,980	
Homeland Security Grant Program	USDHS	97.067	20SHSP		3,763,036	2,920,118
Earthquake Consortium	USDHS	97.082	19EHRP		10,654	
Coast Guard	USDHS	97.U03	HSCG89-16-9-0053		223,052	
<b>Total for Department of Military and Veteran's Affairs</b>					<b>73,748,952</b>	<b>41,800,580</b>

**Department of Natural Resources**

Plant and Animal Disease, Pest Control, and Animal Care	USDA	10.025			157,075	
Market Protection and Promotion	USDA	10.163			3,373	
Specialty Crop Block Grant Program - Farm Bill	USDA	10.170			132,136	
Organic Certification Cost Share Programs	USDA	10.171			6,499	
Micro-Grants for Food Security Program	USDA	10.179			25,230	
Technical Assistance for Specialty Crops Program	USDA	10.604			331,133	
Cooperative Forestry Assistance	USDA	10.664			4,105,940	258,668
Forest Health Protection	USDA	10.680			46,796	
Good Neighbor Authority	USDA	10.691			91,620	
State & Private Forestry Hazardous Fuel Reduction Program	USDA	10.697			51,055	
State & Private Forestry Cooperative Fire Assistance	USDA	10.698			5,082	
Partnership Agreements	USDA	10.699			645,278	
Cooperative Fire Protection Agreement	USDA	10.703			157,402	





***APPENDIX C***  
***FY2021 AND FY2023 LEASES***

---

---

ALASKA DEPARTMENT OF LABOR AND WORKFORCE DEVELOPMENT  
FY2023 INDIRECT COST RATE PROPOSAL

STATE PAID LEASES FOR INDIRECT SERVICES  
ACTUAL DEPARTMENT EXPENDITURES  
FOR THE FISCAL YEAR ENDED JUNE 30, 2021

DESCRIPTION	STATE TOTAL COSTS	PAID BY CHARGING COMPONENT	PAID WITH OTHER STATE FUNDS	DIRECT COSTS	DEPT-WIDE INDIRECT COSTS
<b>Anchorage Leased Space</b>					
Commissioner's Office	\$ 32,134	\$ -	\$ 32,134	\$ 22,534	\$ 9,600
Management Services	119,065	-	119,065	119,065	119,065
Total Juneau Space	151,199	-	151,199	22,534	128,665
<b>Juneau Leased Space</b>					
Commissioner's Office	60,093	-	60,093	42,140	17,953
Management Services	201,471	-	201,471	201,471	201,471
Total Juneau Space	261,564	-	261,564	42,140	219,424
<b>Total Costs</b>	<b>\$ 412,763</b>	<b>\$ -</b>	<b>\$ 412,763</b>	<b>\$ 64,674</b>	<b>\$ 348,089</b>

ALASKA DEPARTMENT OF LABOR AND WORKFORCE DEVELOPMENT  
 FY2023 INDIRECT COST RATE PROPOSAL

STATE PAID LEASES FOR INDIRECT SERVICES  
 BUDGETED DEPARTMENT EXPENDITURES  
 FOR THE FISCAL YEAR ENDING JUNE 30, 2023

DESCRIPTION	DOA TOTAL COSTS	PAID BY CHARGING COMPONENT	PAID WITH OTHER STATE FUNDS	DIRECT COSTS	DEPT-WIDE INDIRECT COSTS
<b>Anchorage Leased Space</b>					
Commissioner's Office	\$ 21,881		\$ 21,881	6,004	\$ 15,877
Management Services	187,548		187,548		187,548
Total Juneau Space	<u>209,429</u>	-	<u>209,429</u>	<u>6,004</u>	<u>203,425</u>
<b>Juneau Leased Space</b>					
Commissioner's Office	\$ 40,919		40,919	11,228	29,692
Management Services	317,352		317,352		317,352
Total Juneau Space	<u>358,271</u>	-	<u>358,271</u>	<u>11,228</u>	<u>347,043</u>
<b>Total Costs</b>	<u>\$ 567,700</u>	<u>\$ -</u>	<u>\$ 567,700</u>	<u>\$ 17,231</u>	<u>\$ 550,469</u>

***APPENDIX D***  
***FY2021 LEGISLATIVE AUDIT UNBILLED***

---

---

# MEMORANDUM

State of Alaska  
Division of Legislative Audit  
Phone: (907) 465-3830; Fax: (907) 465-2347

**To:** Rachel Paguio, Accountant V  
Division of Administrative Services  
Department of Labor and Workforce  
Development

**Date:** August 24, 2021  
**Telephone:** 465-3830

**From:** Kris Curtis *KC*  
Legislative Auditor

**Subject:** Memorandum Billing for  
FY 21 Single Audit  
Services

The purpose of this memorandum is to provide each agency a breakdown of the costs of Single Audit services provided by the Division of Legislative Audit to that department. This breakdown will allow each agency to maximize federal or other funding participation for these costs. Audit costs are not included in the statewide cost allocation plan; therefore, it is up to each agency to direct bill these costs to their programs or elect to incorporate them into the department's indirect cost plan. No additional payments to the Division of Legislative Audit are required.

Department of Labor and Workforce Development Single Audit costs are as follows:

<b>Audit Project</b>	<b>Previously Billed</b>	<b>Informational Billing (Memo)</b>	<b>Total Audit Costs FY 21</b>
Statewide Single Audit - FY 20	\$ 96,973.00	\$ 493,623.00	\$ 590,596.00
Statewide Single Audit - FY 21	31,516.00	149,232.00	180,748.00
<b>Total Audit Costs</b>	<b>\$ 128,489.00</b>	<b>\$ 642,855.00</b>	<b>\$ 771,344.00</b>

Title 2 CFR 200.425 states that a reasonably proportionate share of the costs of audits required by, and performed in accordance with, the Single Audit Act Amendments of 1996 (31 U.S.C. 7501-7507) are allowable.

The amounts identified as memo billings are audit costs that the departments may seek additional reimbursement as discussed above. These additional FY 21 audit costs must be treated in the same manner as the previously billed audit costs to ensure consistent treatment.

A direct billing approach will require additional information to ensure a proper allocation of costs to all programs that benefit from these services.

Please contact Mark Lundahl ([mark.lundahl@akleg.gov](mailto:mark.lundahl@akleg.gov) or 465-3830) for the additional information.

***APPENDIX E***  
***FY2021 ADMINISTRATIVE SYSTEMS (IRIS/ALDER) UNBILLED***

---

---



## Memorandum

To: Administrative Services Directors

From: Hans Zigmund  
Division of Finance Director

Date: December 27, 2021

Subject: **Fiscal Year 2021 Memo Billing for Statewide Administrative Systems**

This memo informs you of the amount of IRIS FIN/PROC (financial and procurement), IRIS HRM (payroll), ALDER (data warehouse), and Division of Finance (DOF) Payroll Services chargeback not billed, but allowable and allocable to your department under the fiscal year 2021 Statewide Cost Allocation Plan (SWCAP). This memo billing methodology has been approved by our federal cost negotiators at the U.S. Department of Health and Human Services. ***You do not have to pay this unbilled amount.***

The amount is being provided to you in “memo billing” form for your department to maximize federal or other funding participation in these allowable costs. Depending on your departmental cost allocation plan, these memo billing expenditures may be used as either direct or indirect costs. The memo billing methodology in Section II of the fiscal year 2021 SWCAP for these costs was transaction line count for IRIS FIN/PROC, position counts for IRIS HRM and DOF Payroll Services, and active users for ALDER.

For federal or other funding participation, these memo billing expenditures are essentially the same as the IRIS, ALDER, and DOF Payroll Services chargeback you actually paid. They are allowable costs that can be allocated across your funding sources. They may be billed, or used as match, or used to replace expenditures that are disallowed by the federal government as a result of the audit process. One caveat of the OMB Uniform Guidance is that like costs receive like treatment, so the memo billing expenditures must be charged in the same method as the IRIS FIN/PROC, IRIS HRM, ALDER, and DOF Payroll Services chargeback you paid in fiscal year 2021.

The following table shows the amount of IRIS FIN/PROC, IRIS HRM, ALDER, and DOF Payroll Services chargeback allocable, previously billed, and the memo billing amount for each agency in fiscal year 2021.

### **Memo Billing for FY21 - IRIS FIN/ PROC**



Dept	IRIS	Transaction Count	Total Allocable	Previously Billed for FY21	Memo Billing
01 -	Office of the Governor	75,146	10,084	15,778	(5,694)
02 -	Administration	1,015,937	193,505	213,318	(19,813)
03 -	Law	107,410	21,996	22,553	(557)
04 -	Revenue	478,808	112,859	100,536	12,323
05 -	Education & Early Development	296,015	64,932	62,155	2,777
06 -	Health & Social Services	2,701,304	559,436	567,197	(7,761)
07 -	Labor & Workforce Development	362,832	82,104	76,185	5,919
08 -	Commerce & Econ Development	234,910	62,605	49,324	13,281
09 -	Military & Veterans Affairs	382,454	79,834	80,304	(470)
10 -	Natural Resources	610,566	123,718	128,201	(4,483)
11 -	Fish and Game	902,038	186,148	189,402	(3,254)
12 -	Public Safety	238,521	52,499	50,082	2,417
18 -	Environmental Conservation	659,481	117,021	138,472	(21,451)
20 -	Corrections	298,517	68,122	62,680	5,442
25 -	Transportation & Public Facilities	4,891,116	1,031,665	1,026,996	4,669
31/33 -	Legislature	103,984	22,891	21,834	1,057
41 -	Alaska Court System	304,007	60,107	61,024	(917)
<b>Totals</b>		<b>13,663,046</b>	<b>2,849,526</b>	<b>2,866,041</b>	<b>(16,515)</b>

### Memo Billing for FY21 - IRIS HRM

Dept	IRIS HRM	Position Count	Total Allocable	Previously Billed for FY21	Memo Billing
01 -	Office of the Governor	137	2,112	2,112	-
02 -	Administration	1,194	16,533	16,533	-
03 -	Law	501	6,740	6,740	-
04 -	Revenue	833	7,130	7,130	-
05 -	Education & Early Development	270	3,861	3,861	-
06 -	Health & Social Services	3,436	47,880	47,880	-
07 -	Labor & Workforce Development	691	10,144	10,144	-
08 -	Commerce & Econ Development	504	6,848	6,848	-
09 -	Military & Veterans Affairs	276	3,740	3,740	-
10 -	Natural Resources	625	12,135	12,135	-
11 -	Fish and Game	827	19,601	19,601	-
12 -	Public Safety	803	11,193	11,193	-
18 -	Environmental Conservation	485	6,538	6,538	-
20 -	Corrections	1,893	25,467	25,467	-
25 -	Transportation & Public Facilities	2,912	45,458	45,458	-
31/33 -	Legislature	234	7,399	7,399	-
41 -	Alaska Court System	724	10,305	10,305	-
<b>Totals</b>		<b>16,345</b>	<b>243,084</b>	<b>243,084</b>	<b>-</b>

### Memo Billing for FY21 - ALDER

Dept	ALDER	ALDER User Count	Total Allocable	Previously Billed for FY21	Memo Billing
01 -	Office of the Governor	12	6,921	6,921	-
02 -	Administration	70	92,285	92,285	-
03 -	Law	11	6,345	6,345	-
04 -	Revenue	40	23,071	23,071	-
05 -	Education & Early Development	39	22,494	22,494	-
06 -	Health & Social Services	144	83,056	83,056	-
07 -	Labor & Workforce Development	41	23,648	23,648	-
08 -	Commerce & Econ Development	33	19,034	19,034	-
09 -	Military & Veterans Affairs	38	21,918	21,918	-
10 -	Natural Resources	83	47,873	47,873	-
11 -	Fish and Game	105	60,562	60,562	-
12 -	Public Safety	58	33,453	33,453	-
18 -	Environmental Conservation	46	26,532	26,532	-
20 -	Corrections	29	16,727	16,727	-
25 -	Transportation & Public Facilities	298	171,881	171,881	-
31/33 -	Legislature	41	23,648	23,648	-
41 -	Alaska Court System	15	8,652	8,652	-
<b>Totals</b>		<b>1,103</b>	<b>688,100</b>	<b>688,100</b>	<b>-</b>

**Memo Billing for FY21 - DOF Payroll Services**

Dept #	Dept.	Position Count	Total Allocable	Previously Billed for FY21	Memo Billing
01 -	Office of the Governor	157	8,044	-	8,044
02 -	Administration	1,229	62,968	-	62,968
03 -	Law	501	25,670	-	25,670
04 -	Revenue	530	27,155	-	27,155
05 -	Education & Early Development	287	14,705	-	14,705
06 -	Health & Social Services	3,559	182,352	-	182,352
07 -	Labor & Workforce Development	754	38,633	-	38,633
08 -	Commerce & Econ Development	509	26,080	-	26,080
09 -	Military & Veterans Affairs	278	14,244	-	14,244
10 -	Natural Resources	902	46,216	-	46,216
11 -	Fish and Game	1,457	74,652	-	74,652
12 -	Public Safety	832	42,629	-	42,629
18 -	Environmental Conservation	486	24,901	-	24,901
20 -	Corrections	1,893	96,991	-	96,991
25 -	Transportation & Public Facilities	3,379	173,129	-	173,129
31/33 -	Legislature	550	28,180	-	28,180
41 -	Alaska Court System	766	39,247	-	39,247
<b>Totals</b>		<b>18,069</b>	<b>925,796</b>	<b>-</b>	<b>925,796</b>

**Total Memo Billing for FY 2021 IRIS FIN/PROC, IRIS HRM, ALDER, & DOF Payroll**

Dept	Agency	Total Allocable	Previously Billed for FY21	Memo Billing
01 -	Office of the Governor	27,161	24,811	2,350
02 -	Administration	365,291	322,136	43,155
03 -	Law	60,751	35,638	25,113
04 -	Revenue	170,215	130,737	39,478
05 -	Education & Early Development	105,992	88,510	17,482
06 -	Health & Social Services	872,724	698,133	174,591
07 -	Labor & Workforce Development	154,529	109,977	44,552
08 -	Commerce & Econ Development	114,567	75,206	39,361
09 -	Military & Veterans Affairs	119,736	105,962	13,774
10 -	Natural Resources	229,942	188,209	41,733
11 -	Fish and Game	340,963	269,565	71,398
12 -	Public Safety	139,774	94,728	45,046
18 -	Environmental Conservation	174,992	171,542	3,450
20 -	Corrections	207,307	104,874	102,433
25 -	Transportation & Public Facilities	1,422,133	1,244,335	177,798
31/33 -	Legislature	82,118	52,881	29,237
41 -	Alaska Court System	118,311	79,981	38,330
<b>Totals</b>		<b>4,706,506</b>	<b>3,797,225</b>	<b>909,281</b>

cc: Finance Officers

***APPENDIX F***  
***FY2019 STATEWIDE COST ALLOCATION PLAN AGREEMENT***  
***(SWCAP) - SECTION I UNBILLED***

***(FY2021 SWCAP IS UNAVAILABLE FOR FY2023 INDIRECT COST RATE PROPOSAL)***

---

# STATE OF ALASKA

---

A Cost Allocation Plan for the State of Alaska  
FY 2019 Statewide Cost Plan  
Fiscal Year Ended June 30, 2019



Prepared by the  
DEPARTMENT OF ADMINISTRATION  
DIVISION OF FINANCE

Mike Dunleavy  
Governor



---

## **A Central Services Cost Allocation Plan**

**Prepared for:**

## **State of Alaska Statewide Cost Allocation Plan**

---

Based on actual expenditures for  
Fiscal Year ending June 30, 2017

Preparing Fixed Costs for Use in SFY 2019

## TABLE OF CONTENTS

### Section

- I. Introduction
- II. Certification by an Agency Official
- III. Organization Chart
- IV. Cost Allocation Agreement
- V. FISCAL YEAR 2019 Fixed Costs

**The enclosed report is a Summary of the Statewide Cost Allocation Plan for the Fiscal Year 2019. Detailed Plans are on file in the Division of Finance and the Alaska State Library.**

**SECTION I**

---

**INTRODUCTION**



## INTRODUCTION

The State-wide Cost Allocation Plan (SWCAP) for indirect services provided by central services agencies of the State of Alaska for fiscal year 2019 is based on actual data incurred during the fiscal year ended June 30, 2017 (FY 2017). The Plan was prepared by MAXIMUS, Inc. at the request of the Department of Administration, State of Alaska.

The U.S. Office of Management and Budget issued OMB Circular A-87 (2 CFR Part 225), which defines allowable expenditures for Federal grants. The Circular establishes procedures for recovering both direct and indirect costs of programs. The Circular requires that a state wishing to claim indirect costs as charges against Federal grants, prepare an annual SWCAP and submit the Plan for approval to a designated Federal department for review and approval.

This SWCAP, based on actual data incurred during the fiscal year ended June 30, 2017, should be fixed and used on all indirect cost proposals for Federal programs during the State's fiscal year ending June 30, 2019 (FY 2019).

The SWCAP is formatted as follows:

- Certificate of Cost Allocation Plan** - a certification by an authorized official that the SWCAP has been prepared in accordance with applicable policies and procedures of OMB Circular A-87 (2 CFR Part 225).
- Organization Chart** - a current State of Alaska organization chart.
- Cost Allocation Agreement** - agreement signed by federal cognizant agency (DHHS) and the State of Alaska.
- FY 2019 Fixed Costs** - schedule which summarizes fixed costs for each State agency.

**SECTION II**

---

**CERTIFICATE OF COST ALLOCATION PLAN**

**STATE OF ALASKA  
STATEWIDE COST ALLOCATION PLAN  
CERTIFICATE OF COST ALLOCATION PLAN**

This is to certify that I have reviewed the cost allocation plan submitted herewith and to the best of my knowledge and belief:

- (1) All costs included in the FY 2019 Statewide Cost Allocation Plan proposal dated June 29, 2018 to establish cost allocations or billings for the fiscal year beginning July 1, 2018 and ending June 30, 2019 are allowable in accordance with the requirements of 2 CFR 200, "*Uniform Administrative Requirements, Cost Principles, and Audit Requirements for Federal Awards*" and the Federal award(s) to which they apply. Unallowable costs have been adjusted for in allocating costs as indicated in the cost allocation plan.
  
- (2) All costs included in this proposal are properly allocable to Federal awards on the basis of a beneficial or causal relationship between the expenses incurred and the Federal awards to which they are allocated in accordance with applicable requirements. Further, the same costs that have been treated as indirect costs have not been claimed as direct costs. Similar types of costs have been accounted for consistently.

I declare that the foregoing is true and correct.

Governmental Unit: State of Alaska

Signature: \_\_\_\_\_

*Katina Holmberg*

Name of Official: \_\_\_\_\_

Katina Holmberg

Title: \_\_\_\_\_

State Accountant

Date of Execution: \_\_\_\_\_

February 13, 2019

**STATE-WIDE COST ALLOCATION PLAN**

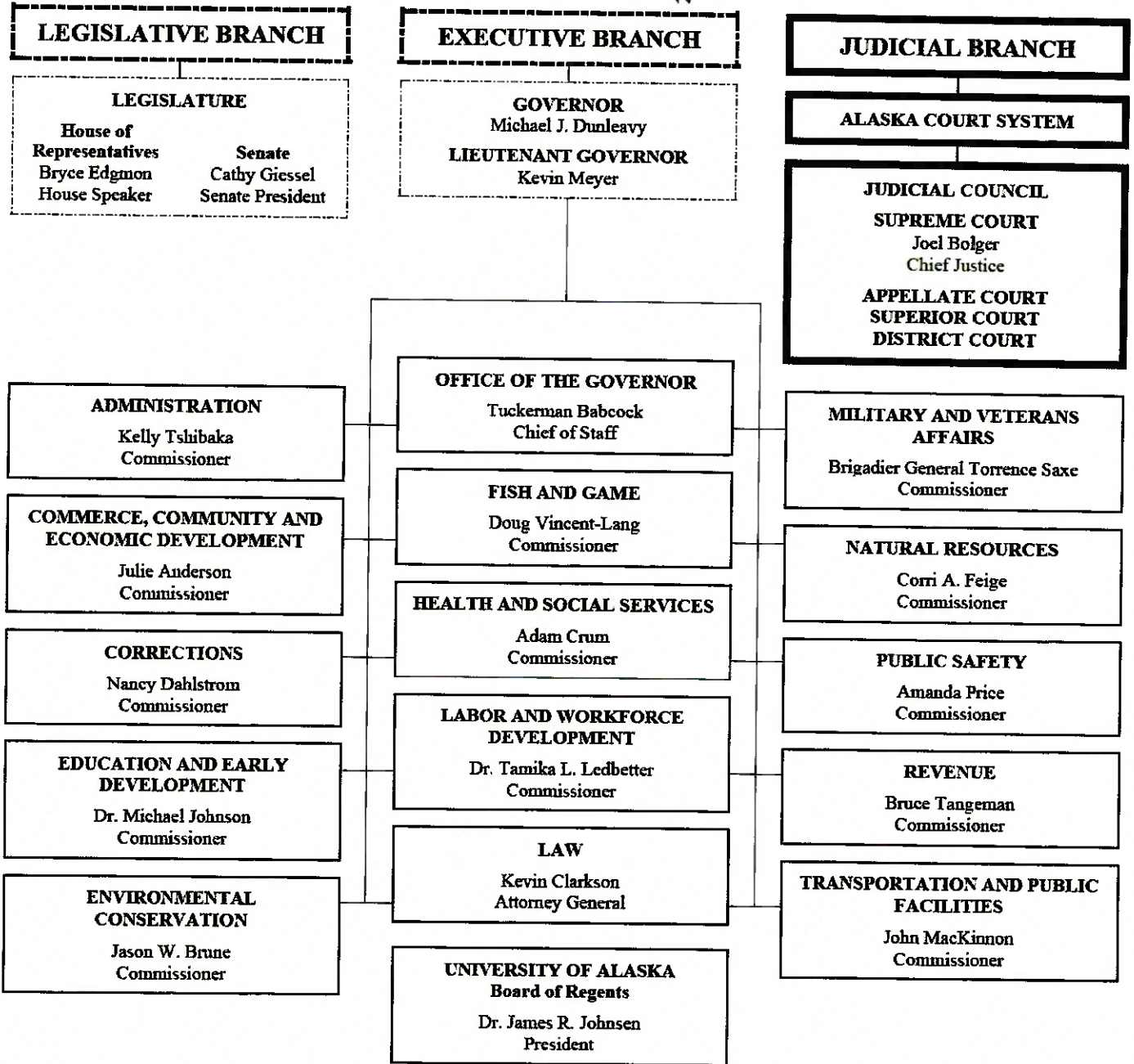
---

**SECTION III**  
**ORGANIZATION CHART**

---

# STATE OF ALASKA ORGANIZATION CHART

## As of June 30, 2019



- Elected by popular vote (includes Lieutenant Governor, elected on same ticket as Governor).
- ===== Justices and Judges of the Courts nominated by Judicial Council, selected by Governor and thereafter subject to voter approval.
- ===== Department heads appointed by Governor and confirmed by the Legislature.

# FUNCTIONS OF STATE DEPARTMENTS

## **OFFICE OF THE GOVERNOR**

The Governor is the Chief Executive of the State. The Office of the Governor has the overall responsibility for coordinating the activities of state agencies to ensure that all programs are consistent with the Governor's policy and objectives.

## **ADMINISTRATION**

The Department of Administration centralizes services to provide more efficient, cost-effective support to state agencies and Alaskans. Services to state agencies include: Labor Relations and Personnel, Finance (payroll, accounting, and disbursements), Risk Management, Office of Information Technology (telecommunications and computer services), Retirement and Benefits (public employers, public employees, and retirees), and Shared Services (purchasing, surplus property, mail, managing public buildings, managing leases, accounts payable, debt collections, travel reimbursements, and credit card reconciliations).

The department also provides services to the public through the: Division of Motor Vehicles, Division of Retirement and Benefits, Office of Public Advocacy, Public Defender Agency, Alaska Public Offices Commission, Alaska Oil and Gas Conservation Commission, Alaska Public Broadcasting Commission, Office of Administrative Hearings, and Violent Crimes Compensation Board.

## **COMMERCE, COMMUNITY, AND ECONOMIC DEVELOPMENT**

The Department of Commerce, Community, and Economic Development promotes a healthy economy, strong communities, and protects consumers in Alaska.

The department consists of core agencies including: Division of Administrative Services, Division of Banking and Securities, Division of Corporations, Business, and Professional Licensing, Division of Community and Regional Affairs, Division of Insurance, and the Division of Economic Development. Various corporate agencies are also part of the department, including: Alaska Industrial Development and Export Authority, Alaska Energy Authority, Alaska Railroad Corporation, Alaska Gasline Development Corporation, Alaska Seafood Marketing Institute, Regulatory Commission of Alaska, and the Alcohol and Marijuana Control Office.

The department accomplishes its mission through programs that support business and industry growth, enforcing consumer protection, regulation and licensing laws, and by providing technical and financial assistance to Alaskans and Alaskan communities.

## **CORRECTIONS**

The Department of Corrections is responsible for public safety through the incarceration and supervision of offenders. The department operates 12 correctional facilities that provide secure confinement and appropriate rehabilitation programs for felons and misdemeanants; community residential centers; assessment and supervision of pretrial offenders in the community; supervision and case management of probationers and parolees in the community; and oversight of 15 small community jails. Also included in the department is the Alaska Board of Parole, a quasi-judicial board that makes all parole related decisions.

## **EDUCATION AND EARLY DEVELOPMENT**

The Department of Education and Early Development is responsible for Alaska's system of public education. The State Board of Education and Early Development is the executive board of the department. The board develops educational policy, promulgates regulations governing education, appoints the commissioner of Education and Early Development with the Governor's approval, and is the channel of communication between state government and the public for educational matters. Education policies are determined by the board and administered by the commissioner through department divisions. Programs administered include: public school funding, teacher certification, and student assessment. The department also operates Mt. Edgecumbe High School, the state's secondary boarding school program. The department administers the state libraries, archives, museum services, and provides grants to the arts community. Other state entities associated with the department for administrative purposes are the Alaska Commission on Postsecondary Education and the Alaska Student Loan Corporation.

## **ENVIRONMENTAL CONSERVATION**

The Department of Environmental Conservation is the state's regulatory agency responsible for protection of the environment and protection of citizens from unsafe sanitary practices.

To accomplish these results, the department develops and enforces standards for protection of the environment and the abatement of pollution to air, land, and water; and controls sanitary practices related to food, drinking water, and solid waste. Services to communities include financial and technical assistance for upgrading water, sewage, and solid waste; assistance meeting health-based standards for air quality; and positioning oil spill response equipment for preparedness and cleanup of oil and hazardous substance releases.

Through partnerships with Alaska citizens, businesses, and communities, the department works to safely manage and reduce pollution and hazards to the environment and human health.

## **FISH AND GAME**

The Department of Fish and Game's mission is to protect, maintain, and improve the fish, game, and aquatic plant resources of the state, and manage their use and development in the best interest of the economy and well-being of the people of the state, consistent with the sustained yield principle in the Alaska Constitution. The commissioner and the department conduct management and research functions necessary to support this mission.

The Boards of Fisheries and Game are responsible for adopting regulations to conserve and develop the state's fish and wildlife resources. The Commercial Fisheries Entry Commission is a quasi-judicial agency that promotes resource conservation and sustained yield management by regulating entry into Alaska's commercial fisheries. The department also includes the Exxon Valdez Oil Spill Trustee Council, which oversees restoration of the injured ecosystem through the use of the \$900 million civil settlement.



## **HEALTH AND SOCIAL SERVICES**

The Department of Health and Social Services' mission is to promote and protect the health and well-being of Alaskans. The department and its eight divisions focus on three priority areas: health and wellness across the lifespan; health care access, delivery, and value; and safe and responsible individuals, families, and communities. Within these three priority areas, the department's seven core services are to: protect and promote the health of Alaskans; provide quality of life in a safe living environment for Alaskans; manage health care coverage for Alaskans in need; facilitate access to affordable health care for Alaskans; strengthen Alaska families; protect vulnerable Alaskans; and promote personal responsibility and accountable decisions by Alaskans.

The department's primary functions include: administering Medicaid services for low-income and disabled Alaskans through the Division of Health Care Services; operation of the Alaska Veterans and Pioneers Homes; support services for seniors, providing support to disabled Alaskans and vulnerable adults through the Division of Senior and Disabilities Services; providing child protection and family preservation programs through the Office of Children's Services; operating youth detention facilities, including helping offenders transition back into their communities, through the Division of Juvenile Justice; and offering basic financial assistance, with an emphasis on self-sufficiency, to Alaskans in need through the Division of Public Assistance.

The department is committed to prevention of illness, health promotion and protection, and emergency preparedness through the Division of Public Health; and the Division of Behavioral Health oversees community-based mental health and substance abuse services across the continuum of care (prevention, early intervention, treatment, and recovery programs), including operation of the Alaska Psychiatric Institute.

## **LABOR AND WORKFORCE DEVELOPMENT**

The Department of Labor and Workforce Development is responsible for advancing opportunities for employment and ensuring that employers provide safe and legal working conditions. The department offers employment services, unemployment insurance, adult basic education, job training, workers' compensation adjudication and rehabilitation services, the Fishermen's and Second Injury Funds, and vocational rehabilitation for people with disabilities. In addition, the department enforces laws and regulations assuring occupational safety and health, performs mechanical inspections, and administers state wage and hour laws; serves as the labor relations agency for public employment in the state; and collects, analyzes, and releases labor market and population statistics. Also, included in the department are the Alaska Workforce Investment Board, the Workers' Compensation Appeals Commission, and the Alaska Vocational Technical Center.

## **LAW**

The Department of Law is responsible for ensuring safe communities in part through the prosecution and conviction of criminal offenders. The department files both misdemeanor and felony charges; serves as legal advisor to grand juries; and represents the state in all phases of criminal trial and appellate proceedings. It provides legal assistance to state and local law enforcement, the Department of Corrections, and the Division of Juvenile Justice. It also works in partnership with executive, legislative, and judicial agencies by providing legal advice and representing the state in all

actions in which it is a party. Such actions include protecting Alaska's children and youth by handling child abuse, neglect, and delinquency cases expeditiously; resolving questions of state versus federal control of natural resources; ensuring that the state receives its correct share of oil and gas taxes and royalties, and defending the state against claims for personal injury and other damages.

## **MILITARY AND VETERANS AFFAIRS**

The Department of Military and Veterans' Affairs provides forces to accomplish military missions in the state and around the world; provides homeland security and defense; emergency response; veterans' services; and youth military-style training and education. The commissioner serves as the Adjutant General of the State of Alaska with command authority of approximately 4,000 Army and Air guardsmen of the Alaska National Guard, and oversees or supports additional entities to or aligned with the Department:

**Alaska Air Guard** – Provides mission-ready forces to protect the public safety of the citizens of Alaska by supporting civil authorities and local communities in which we work and live. Additionally, provides combat capability in support of federal missions.

**Alaska Army Guard** – Maintains ready units and soldiers that are available to support the Governor and fellow Alaskans for domestic operations while also ready to deploy worldwide in support of the National Military Strategy.

**Joint Force Headquarters** – Coordinates domestic operations and provides specific capabilities to local, tribal, state and federal government agencies in response to incidents that exceed their capacity.

**Alaska State Defense Force** – A volunteer organization who augments and supports the Alaska National Guard in various missions including communications, emergency management, medical, logistical support, chaplaincy, and shelter management.

**Alaska Naval Militia** – Maintains relationships with the United States Navy Reserve to secure Naval Militia response capability in Alaska.

**Division of Homeland Security & Emergency Management** – Leads the way in emergency management to foster a prepared, resilient Alaska capable of meeting the needs of its communities and citizens in response to all-hazards events.

**Office of Veterans' Affairs** – Serves as the primary advocate for Alaska's veterans and strives to help veterans and their families improve their lives.

**Alaska Military Youth Academy** – Helps intervene in and reclaim the lives of Alaska's at-risk youth and produce graduates with the values, skills, education, and self-discipline to succeed as adults.

**Administrative Services** – Provides effective and efficient administrative, budget, financial management, human resources, information technology, and procurement products and services.

**Alaska Aerospace Corporation** – Administratively aligned within department with separate and independent legal existence; provides integration, checkout, and launch facilities to Government and commercial customers from the Nation's only high latitude, full service spaceport. Other key services include Mobile Range Instrumentation and Meteorological Forecasting.

## **NATURAL RESOURCES**

The Department of Natural Resources manages the majority of state-owned land, water and natural resources, except fish and game. These resources include approximately 100 million acres of uplands; 60 million acres of tidelands, shore lands, and submerged lands; and 40,000 miles of coastline. Strategic missions

include: Responsibly develop Alaska's resources by making them available for maximum use and benefit consistent with the public interest; foster responsible commercial development and use of state land and natural resources consistent with the public interest, for long-term wealth and employment; mitigate threat to the public from natural hazards by providing comprehensive fire protection services on state, private, and municipal lands, and through identifying significant geological hazards; provide access to state lands for public and private use, settlement, agricultural development, and recreation; ensure sufficient data acquisition and assessment of land and resources to foster responsible resource development; and promoting and developing an agriculture industry.

The department serves the state from offices located in 28 Alaskan communities, and encompasses the divisions of Agriculture; Forestry; Geological and Geophysical Surveys; Mining, Land and Water; Oil & Gas; Parks and Outdoor Recreation, and Support Services; the Office of Project Management and Permitting; the Mental Health Trust Land Office; the Seismic Hazards Safety Commission, and the Board of Agriculture & Conservation.

The department is responsible for managing the resources and revenues associated with the two largest oil and gas fields in North America and over 4.5 million acres of oil and gas leases; a park system that contains one-third of the nation's state park lands; 40% of the nation's fresh water; fire suppression management for over 134 million acres; forest resource management in three state forests totaling over 2 million acres; mineral management involving over 34,000 mining claims and leases encompassing approximately 3 million acres; agricultural programs that promote, develop, inspect, and provide technical assistance and lending services to over 750 farms; a comprehensive archive of indigenous plant materials; and a geologic sample archive representing more than 48 million feet of oil and gas exploration and production drilling, and 300,000 feet of mineral exploration core drilling throughout the state. The department also serves as the USDA representative for phytosanitary inspection, food safety education and retail surveillance.

## **PUBLIC SAFETY**

The Department of Public Safety is responsible for the enforcement of state laws including criminal and fish and wildlife protection laws, fire and life safety, search and rescue, and highway safety laws; maintaining Alaska's central repository of criminal history record information and automated fingerprint identification system; providing forensic crime laboratory services to law enforcement statewide; certifying police proficiency; providing basic police academy and specialized training to municipal and state law enforcement agencies; certifying fire service personnel; oversight of the Village Public Safety Officer program; and assisting victims of domestic violence and sexual assault.

## **REVENUE**

The Department of Revenue's responsibilities include: administration and enforcement of Alaska's tax laws; management of the treasure; administration of the Permanent Fund Dividend Program; collection and distribution of child support; and administrative support to the following independent boards and corporations: Alaska Permanent Fund Corporation; Alaska Housing Finance Corporation; Alaska Municipal Bond Bank Authority; Alaska Retirement Management Board; and the Alaska Mental Health Trust Authority.

## **TRANSPORTATION AND PUBLIC FACILITIES**

The Department of Transportation and Public Facilities is responsible for the planning, research, design, construction, maintenance, operation, and protection of all state transportation systems and many public facilities. This includes state-owned airports and sea-plane bases, center line miles of state roads, buildings ranging from maintenance shops to state office complexes, and harbor facilities. In addition, the department owns and operates the Alaska Marine Highway System, serving 33 Alaskan communities, Bellingham, WA, and Prince Rupert, BC with a fleet of ships. The department also owns and operates the State Equipment Fleet, which provides full maintenance support and replacement activities of light- and heavy-duty vehicles, and attachments for state departments, agencies, and offices.



**SECTION IV**

---

**COST ALLOCATION AGREEMENT**



DEPARTMENT OF HEALTH & HUMAN SERVICES

Program Support Center  
Financial Management Portfolio  
Cost Allocation Services

90 7<sup>th</sup> Street, Suite 4-600  
San Francisco, CA 94103-6705  
PHONE: (415) 437-7820  
EMAIL: [CAS-SF@psc.hhs.gov](mailto:CAS-SF@psc.hhs.gov)

August 30, 2021

Hans Zigmund, Director  
Division of Finance  
State of Alaska  
Department of Administration  
P.O. Box 110204  
Juneau, Alaska 99811-0204

Dear Mr. Zigmund:

The negotiation agreement approving the central services cost allocation plan for the fiscal year ending 06/30/19 is enclosed. This agreement reflects an understanding reached between your organization and a member of my staff concerning the central service costs that may be included as indirect costs in your departments and agencies that have Federal grants and/or contracts.

Please have the agreement signed by an authorized representative of your organization and return within ten business days of receipt. The signed agreement can be sent to me by email or fax, while retaining the copy for your files. Only when the signed agreement is returned, will we then reproduce and distribute the agreement to the appropriate awarding organizations of the Federal Government for their use.

Our review included the University of Alaska (UA) share of the interest costs incurred by the State to service the Higher Education Facility General Obligation Bonds. Based on the review, it was determined the UA share of the interest costs was \$7,207,646 for the fiscal year ending June 30, 2017. However, during a prior year proposal review, the UA representatives informed us that an adjustment is made to the approved interest amount in order to identify the actual interest cost for a given fiscal year. Since UA includes the interest cost in the facilities and administrative rate proposal, we recommend the Office of Naval Research (cognizant Federal agency) review the adjustment for allowability.

Hans Zigmund, Director  
Division of Finance  
Page 2 of 2

A cost allocation plan proposal together with supporting information are required to substantiate your claim for central service costs under grants and contracts awarded by the Federal government. We have received the proposal based on actual costs for the fiscal year ending 06/30/18.

Sincerely,

Arif Karim, Director  
Cost Allocation Services

Attachment

**PLEASE SIGN AND RETURN THE NEGOTIATION AGREEMENT BY EMAIL**

COST ALLOCATION AGREEMENT  
STATE AND LOCAL GOVERNMENTS

State of Alaska  
P.O. Box 11024  
Juneau, AK 99811

DATE: August 30, 2021  
FILING REF.: The preceding agreement was dated:  
05/08/2020 G16357

---

SECTION I: ALLOCATED COSTS

---

The central service costs listed in Exhibit A, attached, are approved on a fixed basis and may be included as part of the costs of the State/local departments and agencies indicated during your fiscal year ended June 30, 2019 for further allocation to Federal grants, contracts and other agreements performed at those departments and agencies.

---

SECTION II: BILLED COSTS

---

In addition to Section I, which provides for services furnished but not billed, the services listed below are furnished and billed to State/local departments and agencies.

A. Dept. of Administration

- |   |   |
|---|---|
| 1. Leasing Services Center                | 10. Office of Administrative Hearings     |
| 2. Public Building Fund                   | 11. Division of Retirement and Benefits   |
| 3. Risk Management                        | 12. Group Health and Life Benefits Fund   |
| 4. Information Services                   | 13. ALDER Data Warehouse                  |
| 5. Central Mail Services                  | 14. ADA Coordination                      |
| 6. Finance - IRIS/HRM and Payroll         | 15. Shared Services (effective 7/1/2017)  |
| 7. Integrated Resource Information System | 16. Payroll Services (Effective 7/1/2017) |
| 8. E-Travel                               |   |
| 9. Division of Personnel                  |   |

B. Dept. of Education - Archives and Record Management Services

C. Dept. of Law - Legal Services

D. Dept. of Labor and Workforce Development

1. Unemployment Compensation Trust Fund

E. Dept. of Revenue - Treasury Division

F. Dept. of Transportation and Public Facilities

1. Building Maintenance Operations  
2. Highway Equipment Working Capital Fund

G. Alaska State Legislature - Legislative Audit Division

STATE/LOCALITY: State of Alaska

AGREEMENT DATE: August 30, 2021

SECTION III: CONDITIONS

The amounts approved in Section I and the billings for the services listed in Section II are subject to the following conditions:

A. LIMITATIONS: (1) Charges resulting from this Agreement are subject to any statutory or administrative limitations and apply to a given grant, contract or other agreement only to the extent that funds are available. (2) Such charges represent costs incurred by the State/locality which are legal obligations of the State/locality and are allowable under Title 2 of the Code of Federal Regulations, Part 200 (2 CFR 200). (3) The same costs that are treated as indirect costs are not claimed as direct costs. (4) Similar types of costs are accorded consistent accounting treatment. (5) The information provided by the State/locality which was used to establish this Agreement is not later found to be materially incomplete or inaccurate.

B. ACCOUNTING CHANGES: This Agreement is based on the accounting system purported by the State/locality to be in effect during the Agreement period. Changes to the method of accounting for costs which affect the amount of reimbursement resulting from use of this Agreement require prior approval of the authorized representative of the Cognizant Agency. Such changes include, but are not limited to, changes in the charging of a particular type of cost from allocated cost to a billed cost. Failure to obtain approval may result in cost disallowances.

C. FIXED AMOUNTS: If fixed amounts are approved in Section I of this Agreement, they are based on an estimate of the costs for the period covered by the Agreement. When the actual costs for this period are determined, adjustments will be made to the amounts of a future year to compensate for the difference between the costs used to establish the fixed amounts and actual costs.

D. BILLED COSTS: Charges for the services listed in Section II will be billed in accordance with rates established by the State/locality. These rates will be based on the estimated costs of providing the services. Adjustments for variances between billed costs and the actual allowable costs of providing the services, as defined by 2 CFR 200, will be made in accordance with procedures agreed to between the State/locality and the Cognizant Agency.

E. USE BY OTHER FEDERAL AGENCIES: This Agreement was executed in accordance with the authority in 2 CFR 200, and should be applied to grants, contracts and other agreements covered by that Circular, subject to any limitations in Paragraph A above. The State/locality may provide copies of the Agreement to other Federal Agencies to give them early notification of the Agreement.

BY THE STATE/LOCALITY

STATE OF ALASKA

(STATE/LOCALITY)

*Hans Zigmund*

(SIGNATURE)

Hans Zigmund

(NAME)

Finance Director

(TITLE)

9/1/2021

(DATE)

BY THE COGNIZANT AGENCY

ON BEHALF OF THE FEDERAL GOVERNMENT

DEPARTMENT OF HEALTH AND HUMAN SERVICES

(AGENCY)

Arif M. Karim -S Digitally signed by Arif M. Karim -S  
Date: 2021.08.30 13:27:06 -05'00'

(SIGNATURE)

Arif Karim

(NAME)

Director, Cost Allocation Services

(TITLE)

August 30, 2021

(DATE)

HHS Representative Cora D. Coleman

Telephone (415) 437-7820

(2)

**SECTION V**

---

**FY 2019 FIXED COSTS**

STATE OF ALASKA  
STATEWIDE COST ALLOCATION PLAN  
SUMMARY OF FIXED COSTS  
FOR FISCAL YEAR 2019

Description	DOA-Labor Relations	DOA-Finance	DOA-Accounting	DOA-Credit Card Rebate	DOA-Property Mgmt	DOA-Property Mgmt (cr)	Mgmt and Budget	DOE-State Library	Total Fixed
Governor (1)	\$10,441	\$3,366	\$4,015	(\$21,828)	\$2,331	(\$3,390)	\$37,543	(\$1,887)	\$30,591
DOA-Commissioner	674	133	536	(350)	10,256	(5,181)	1,509	184	7,761
DOA-Admin Services	1,277	269	2,525	(617)	(204)		3,050	267	6,567
DOA-Personnel	9,874	2,165	(7,673)	(4,552)	(102)		24,515	1,844	26,071
DOA-Central Mail	596	125	(24)	(287)	(153)		1,427	118	1,802
DOA-Leasing	935	199	3,721	(452)	(204)		2,241	226	6,666
DOA-Telecommunication	4,598	972	3,605	(2,221)	(511)		10,997	1,036	18,987
DOA-Computer Svcs	5,301	1,147	1,543	(2,485)			12,991	1,098	19,084
DOA-Risk Mgmt	424	88	5,089	(206)			1,019	113	6,527
DOA-Pub Office Comm	639	162	(498)	(233)	(51)		1,833	25	1,877
DOA-Retirement	9,895	2,084	138,715	(4,794)	1,358	(1,829)	23,613	2,258	171,300
DOA-Admin Hearings	1,441	295	(513)	(721)			3,334	335	4,171
DOA-Public Defender	14,481	3,094	(2,488)	(6,901)	(1,074)		35,026	3,106	45,244
DOA-Public Advocacy	11,483	2,388	44,834	(5,660)	(868)		27,005	2,793	81,975
DOA-Oil/Gas Cons	2,744	579	535	(1,327)	(307)		6,563	614	9,401
DOA-Motor Vehicle	12,737	2,701	7,946	(6,128)	1,602	(2,590)	30,566	2,848	49,682
DOA-PBF	2,608	541	10,168	(1,287)	(613)		6,141	642	18,200
DOA-Info Tech Support	585	134	(434)	(250)			1,524	56	1,615
DOA-Violent Crime	255	53	3,083	(124)			614	108	3,989
DOA-Federal Surplus			680		99				779
DOA-E-Travel	170	43,385	(162)	(83)			406	36	43,752
DOA-ALDER		51,397							51,397
DOA-TAS-ASSET									
DOA-IRIS		758,575							758,575
DOA-Payroll		660,736	3,140						663,876
DOA-Purchasing			796	(1,350)			3,742	1,030	6,670
Law (3)	2,120	332	(1,474)	(9,021)	4,109	(6,476)	10,410	(5,059)	41,801
Revenue (4)	40,455	8,857	(46,808)	(22,299)	2,191	(4,495)	66,849	10,046	56,521
Education (5)	41,380	9,657	82,162	(21,935)	3,152	(3,086)	200,587	(76,065)	203,710
Health (DHSS) (6)	13,712	5,183	378,757	(201,533)	13,209	(28,075)	201,431	77,723	793,405
Labor (7)	287,441	64,452	76,444	(32,038)	8,641	(11,733)	119,938	61,595	294,095
Commerce (8)	57,609	13,639	30,873	(38,164)	4,347	(7,695)	146,083	4,854	182,353
Military (9)	33,402	8,653	111,697	(24,058)	4,310	(6,781)	115,929	11,339	236,416
Natural Resources (10)	19,283	4,697	86,624	(98,533)	13,104	(20,304)	56,419	106,486	221,182
Fish & Game (11)	58,750	18,636	129,873	(150,802)	43,485	(68,112)	56,837	32,919	147,429
Public Safety (12)	81,604	21,625	18,179	(131,914)	31,873	(47,503)	29,394	131	(19,280)
HECWF (16)	64,369	16,191							
Environmental (18)	39,238	9,461	126,883	(41,217)	6,924	(12,076)	37,671	32,410	199,294
Corrections (20)	164,874	37,786	(6,995)	(84,789)	18,831	(28,151)	58,347	6,024	165,927
DOT Central Facilities	2,079	501	(3,473)	(1,964)	(766)		996	567	(2,060)

STATE OF ALASKA  
STATEWIDE COST ALLOCATION PLAN  
SUMMARY OF FIXED COSTS  
FOR FISCAL YEAR 2019

Description	DOA-Labor Relations	DOA-Finance	DOA-Accounting	DOA-Credit Card Rebate	DOA-Property Mgmt	DOA-Property Mgmt (cr)	Mgmt and Budget	DOE-State Library	Total Fixed
DOT North Facilities	3,761	899	18,654	(3,537)	(1,891)		1,845	1,028	20,759
DOT SC Facilities	909	168	(368)	(774)			609	208	752
Transportation (25)	259,039	61,198	1,717,747	(242,313)	101,844	(82,359)	129,461	69,227	2,013,844
Ombudsman (30)									
Legislature (31)		8,433	9,052	(8,626)	4,780	(5,866)	1,307	15,237	24,317
Leg Audit (33)		924	(2,675)	(2,183)	(664)	(3,826)			(8,424)
Court System (41)		14,704	25,310	(16,022)			1,381	9,660	35,033
Univ of Alaska (45)			(58)				(17,876)		(17,934)
Other			336	(1,713)			(3,369)	890	(3,856)
<b>Total</b>	<b>\$1,261,183</b>	<b>\$1,840,584</b>	<b>\$2,969,879</b>	<b>(\$1,195,291)</b>	<b>\$269,038</b>	<b>(\$345,702)</b>	<b>\$1,446,082</b>	<b>\$376,070</b>	<b>\$6,621,843</b>



***APPENDIX G***

---

---

***FY2021 TAX COLLECTION ACTIVITY & CERTIFICATION***

*(AS PER ETA TEGL NO. 06-05)*

---

## STATE UNEMPLOYMENT INSURANCE AGENCY TAX COLLECTION ACTIVITY

### DESCRIPTION OF UNIT OPERATION

The Unemployment Insurance Tax Unit is responsible for the collection of taxes from Alaska employers for Unemployment Insurance (UI) Tax and two state programs: the State Employment and Training Program (STEP) and the Alaska Technical and Vocational Education Program (TVEP). The Tax Unit incurs costs directly related to UI and costs that benefit both UI and state programs. Costs directly related to UI are recorded directly into a cost center established for UI on the state accounting system (IRIS). Costs benefiting both UI and state programs are allocated or split between UI and state programs on the ratio established by U.S. Department of Labor, currently 81% to UI and 19% to state programs.

Collection activities and processes of the Tax Unit were reviewed by the U.S. Department of Labor, Division of Cost Determination, soon after STEP began. After the review, a shared cost agreement was reached between the state and federal partners that the state portion of shared costs would be 19%. This agreement has been in place since 1994. On January 25, 2002, the Alaska Department of Labor and Workforce Development requested that the agreement to split common tax collection costs 81% UI and 19% state be reconfirmed. The U.S. Department of Labor, Employment and Training Administration, confirmed that the agreement is still valid and in effect.


The total Tax Unit cost benefitting both UI and state programs for FY2021 was \$3,333,845. Of that amount, \$2,700,415 or 81% was paid with UI Administrative funds, \$316,715 or 9.5% was paid with STEP funds and \$316,715 or 9.5% was paid with TVEP funds.

---

**STATE UNEMPLOYMENT INSURANCE AGENCY  
TAX COLLECTION ACTIVITY  
CERTIFICATION**

This is to certify that we collect other taxes that were used to fund non-UI programs. As a result of the execution of our approved shared tax cost agreement, \$633,430 was paid from non-federal sources for fiscal year ending June 30, 2021.

Governmental Unit: State of Alaska, Department of Labor and Workforce Development

Signature:   
343355284B4141C...

Name of Official: Dan DeBartolo

Title: Administrative Services Division Director

Date of Execution: 1/31/2023

***APPENDIX H***  
***FY2021 UNEMPLOYMENT INSURANCE PENALTIES AND INTEREST***  
***ACTIVITY & CERTIFICATION*** (AS PER ETA TEGL 15-09)

---

---

ALASKA DEPARTMENT OF LABOR AND WORKFORCE DEVELOPMENT  
FY2023 INDIRECT COST RATE PROPOSAL

STATE UNEMPLOYMENT INSURANCE AGENCY PENALTIES AND INTEREST ALLOCATION  
BASED ON PRIOR YEAR EXPENDITURES

DESCRIPTIONS	FRAUD	NON-FRAUD	TOTAL
<b>UI Overpayment Cases</b>			
FY2020 Cases	701	5,315	6,016
FY2021 Cases	1,125	22,566	23,691
Total UI Overpayment Cases	<u>1,826</u>	<u>27,881</u>	<u>29,707</u>
2 Year Average Percentages	6.15%	93.85%	100.00%
<b>Benefit Payment Control Expenditures</b>			
FY2021 Expenditures	\$ 144,106	\$ 2,200,334	\$ 2,344,440
<b>BARTS Screens</b>			
Screens used to manage cases	6	25	31
Percentage	19.35%	80.65%	100.00%
<b>Total Costs associated with assessing penalties</b>	<u>\$ 27,891</u>	<u>\$ 1,774,463</u>	<u>\$ 1,802,355</u>
<b>Breakdown of costs for assessing penalties</b>	<b>STATE</b>	<b>UCF</b>	<b>TOTAL</b>
<b>Penalties Collected</b>			
FY2021 Penalty Revenue Collected	\$ 476,668.00	\$ 204,286.28	\$ 680,954.28
<b>Statutorily Percentages on Penalties Collected</b>	<u>70.00%</u>	<u>30.00%</u>	100.00%
<b>Penalty Costs Attributable to Non-UCF</b>	<u>\$ 19,524.00</u>		
<b>Contribution to UI appropriation from non-UCF source (ETA TEGL 15-09)</b>	<u>\$ 80,094</u>		

---

## STATE UNEMPLOYMENT INSURANCE AGENCY PENALTIES AND INTEREST ACTIVITY

### DESCRIPTION OF UNIT OPERATION

The Unemployment Insurance Benefit Payment Control Unit (BPC) is responsible for auditing Unemployment Insurance (UI) claims, detecting fraud, declaring benefit overpayments, collecting overpayments and assessing penalties on fraudulent UI claims. The State of Alaska assesses administrative penalties, but not interest, when benefit overpayments from fraud occurs (AS 23.20.390).

In order to isolate the costs of assessing and collecting penalties, the department first had to identify the costs associated with fraud. The department looked at the last two state fiscal years of cases (FY2020 and FY2021). The total cases for FY2020 and FY2021 was 29,881 with 1,826 (6.15%) attributable to fraud cases.

To isolate further the costs of assessing and collecting penalties, the department analyzed the way investigators manage their cases to determine the methodology used in allocating these costs. Penalties are assessed when specific data elements are entered in the Benefit Audit, Reporting and Tracking System (BARTS). The process of penalty assessment and generating collection letters is automated with the interface between the BARTS and UI database. A daily batch run identifies and calculates the penalties for each individual claim and rolls the data in the UI database. Investigators use 31 screens when they manage fraud cases and 6 of those screens (19.35%) have data elements that must be entered in order for penalties to be assessed.

The total cost incurred by the Benefit Payment Control (BPC) Unit in FY2021 was \$2,344,440 with \$144,106 attributable to fraud. Out of the \$144,106 attributable to fraud, 19.35% or \$27,891 were the costs associated with penalties.

In accordance with state and federal law, 30% of the fraud penalties collected are deposited into the UI Trust Fund and the remaining 70% collected are transferred to the state general fund. Therefore, from \$680,954.28 costs associated with penalties in FY2021, \$19,524 or 70% was attributable to the state general fund.

From the state general fund to the Department, the UI appropriation contribution from non-federal sources in the form of the UI lease costs paid for with state general funds is \$80,094 for FY2021.

---

**STATE UNEMPLOYMENT INSURANCE AGENCY  
PENALTIES AND INTEREST ACTIVITY  
CERTIFICATION**

This is to certify that I have reviewed the penalties and interest activities submitted herewith and to the best of my knowledge and belief:

1. All costs of the penalties and interest collected were used only for the benefit of the Unemployment Insurance program.
2. As a result of the execution of the cost allocation plan for fiscal year ending June 30, 2021, \$80,094 was contributed to the UI appropriation from non-federal sources in the form of UI lease costs paid for with state general funds.

I declare that the foregoing is true and correct.

Governmental Unit: State of Alaska, Department of Labor and Workforce Development

Signature:   
343355284B4141C...

Name of Official: Dan DeBartolo

Title: Administrative Services Division Director

Date of Execution: 1/31/2023

***APPENDIX I***  
***INCOME ELIGIBILITY VERIFICATION SYSTEM***

---

---



---

## INCOME ELIGIBILITY VERIFICATION SYSTEM

As the State Unemployment Insurance (UI) Agency for the State of Alaska, the Alaska Department of Labor and Workforce Development operates the State's Income Eligibility Verification System (IEVS). The department's UI program operates the system in accordance with applicable sections of the Social Security Act (SSA). UI operates the system and allows authorized agencies access to wage and unemployment compensation data maintained on the system. UI is also authorized to acquire and maintain any information from state agencies identified in Section 1113 of the SSA.

- The following agencies are utilizing Alaska's Income and Eligibility Verification System pursuant to Sec. 1137 (42.U.S.C. 1320b-7):
  - Alaska Department of Health and Social Services (DHSS) - Electronic data access is provided "online" to DHSS. Benefiting DHSS administered programs include the Alaska Temporary Assistance Program, Medicaid, Adult Public Assistance, Chronic and Acute Medical Assistance, General Relief Assistance, Supplemental Nutrition Assistance Program (a.k.a. Food Stamp Program), and Energy Assistance Program.
  - Alaska Department of Revenue (DOR) - Electronic data access is provided "online" to DOR. The Child Support Enforcement Division of DOR utilizes the system.
  - Central Council of Tlingit and Haida Indian Tribes of Alaska (CCTHITA) - Electronic data access is provided via the provision of data sets automatically extracted and available to CCTHITA through connections with the Alaska Department of Administration's mainframe. CCTHITA administers Temporary Assistance to Needy Families (TANF) programs in southeast Alaska native communities in cooperation with U.S. Department of Health and Human Services (U.S. DHHS).
  - Association of Village Council Presidents (AVCP) - Electronic data access is provided via the provision of data sets automatically extracted and available to AVCP through connections with the Alaska Department of Administration's mainframe. AVCP administers TANF programs in Bethel region native communities in cooperation with U.S. DHHS.
  - Other State Agencies - Any other state agencies authorized in SSA to receive data maintained on IEVS.
  - Social Security Administration (SSA) - Electronic data access is provided "online" to a limited number of SSA employees located within Alaska's borders.
- Copies of written agreements with requesting departments and agencies utilizing the system are available upon request.

- ❑ The department does not recover any costs from requesting agencies for costs associated with the data acquisition, data entry, or maintenance and operation of IEVS. IEVS is maintained on the Department of Administration's (DOA) mainframe computer system. Data processing costs associated with online access and mainframe acquisition of data sets is billed directly to agencies by DOA.

The department has virtually eliminated costs for provision of IEVS data to authorized agencies by allowing agencies either online access through DOA or by the provision of data sets available on the DOA mainframe computer system. Agencies with online access are linked to IEVS through authorized workstations. Agencies without online access may acquire data through connection with DOA's mainframe. A mainframe computer program automatically extracts data records from the department's database and places data sets in an accessible file automatically and on a scheduled routine. In this manner, agencies utilizing IEVS recover the data and incur all costs associated with acquisition of the data from IEVS.

- ❑ The only agency that the department has a separate agreement with for tape matching services is the Alaska Department of Revenue (DOR), Tax Division. States are required to share wage and unemployment compensation records with the U.S. Internal Revenue Service (IRS) for the purposes of the Federal Unemployment Tax Act. An agreement is not required. IRS issues a summons for records.

The department's agreement with DOR is to supply wage data for the purpose of verifying the Alaska payroll reported on the apportionment schedule of the Alaska Corporation Net Income Tax Returns required by Alaska Statute 43.20. Data sharing is authorized by AS 23.20.110(a).

- ❑ As previously stated, the department has recovered no funds from other agencies related to IEVS.

***APPENDIX J***  
***TREND ANALYSIS, FY2022 AND FY2023***

---

---

**ALASKA DEPARTMENT OF LABOR AND WORKFORCE DEVELOPMENT  
FY2023 INDIRECT COST RATE PROPOSAL**

**DEPARTMENT-WIDE**

**FISCAL YEARS 2022 and 2023**

<u>DEPARTMENTAL OVERHEAD</u>	<u>PROJECTED</u>	<u>PROJECTED</u>	<u>VARIANCE for 2020 and 2021</u>	
	<u>2022</u>	<u>2023</u>	<u>AMOUNT</u>	<u>PERCENT</u>
Wages	\$ 2,354,080	\$ 2,595,803	\$ 241,723	9.31%
Benefits	1,552,860	1,954,955	402,095	20.57%
Travel	105,564	116,148	10,584	9.11%
Contract Services	1,614,840	1,053,633	(561,207)	-53.26%
Communications	54,886	65,975	11,089	16.81%
Printing	5,879	4,513	(1,366)	-30.26%
Repairs & Maintenance	7,270	2,285	(4,986)	-218.21%
Equipment Rental	-	-	-	
Transportation	16,934	10,735	(6,199)	-57.74%
Premises Rent	123,779	607,147	483,368	79.61%
Other	307,063	249,501	(57,562)	-23.07%
Supplies	54,688	53,194	(1,494)	-2.81%
Equipment	-	-	-	
Sub-Total Indirect Costs	6,197,844	6,713,889	516,045	7.69%
SWCAP	\$ 156,556	\$ 294,095	137,539	46.77%
Leases paid from State funds	307,134	550,469	243,335	44.21%
Administrative Systems (IRIS/ALDER) Unbilled	45,126	44,552	(574)	-1.29%
Audit Costs	226,103	642,855	416,752	64.83%
Carryforward	842,183	(180,387)	(1,022,570)	566.88%
Total Indirect	\$ 7,774,946	\$ 8,065,473	\$ 290,527	3.60%
Base	\$ 75,416,860	\$ 73,476,056	\$ (1,940,804)	-2.64%
Department-Wide Rate	7.84%	8.18%	0.34%	4.16%
Statewide Rate	2.47%	2.80%	0.33%	11.79%
Combined Dept-Wide and Statewide Rates	10.31%	10.98%	0.67%	6.10%

**ALASKA DEPARTMENT OF LABOR AND WORKFORCE DEVELOPMENT  
FY2023 INDIRECT COST RATE PROPOSAL**

**DEPARTMENT-WIDE**

**FISCAL YEARS 2022 and 2023**

<u>DVR</u>	<u>PROJECTED 2022</u>	<u>PROJECTED 2023</u>	<u>VARIANCE AMOUNT</u>	<u>PERCENT</u>
Wages	\$ 648,257	\$ 593,059	\$ (55,198)	-9.31%
Benefits	432,730	400,633	(32,097)	-8.01%
Travel	42,900	20,500	(22,400)	-109.27%
Contract Services	204,400	204,400	-	0.00%
Communications	8,200	8,200	-	0.00%
Printing	-	-	-	
Repairs & Maintenance	3,000	3,000	-	0.00%
Equipment Rental	-	-	-	
Transportation	-	-	-	
Premises Rent	26,500	26,500	-	0.00%
Other	9,200	9,200	-	0.00%
Supplies	43,700	43,700	-	0.00%
Equipment	-	-	-	
Sub-Total Indirect Costs	1,418,887	1,309,193	(109,694)	-8.38%
Carryforward	\$ (145,542)	\$ (173,133)	(27,591)	15.94%
Total Indirect	\$ 1,273,345	\$ 1,136,060	\$ (137,285)	-12.08%
Base	\$ 12,984,513	\$ 12,917,207	\$ (67,306)	-0.52%
DVR Division Rate	9.88%	8.79%	-1.09%	-12.40%
Department-Wide Rate	7.84%	8.18%	0.34%	4.16%
Statewide Rate	2.47%	2.80%	0.33%	11.79%
Total Rate	20.19%	19.77%	-0.42%	-2.12%

**ALASKA DEPARTMENT OF LABOR AND WORKFORCE DEVELOPMENT  
FY2023 INDIRECT COST RATE PROPOSAL**

**DEPARTMENT-WIDE**

**FISCAL YEARS 2022 and 2023**

<b><u>DETS</u></b>	<b>PROJECTED</b>	<b>PROJECTED</b>	<b>VARIANCE</b>	
	<b><u>2022</u></b>	<b><u>2023</u></b>	<b><u>AMOUNT</u></b>	<b><u>PERCENT</u></b>
Wages	\$ 647,017	\$ 755,996	\$ 108,979	14.42%
Benefits	397,423	442,402	44,979	10.17%
Travel	44,600	53,498	8,898	16.63%
Contract Services	144,700	127,552	(17,148)	-13.44%
Communications	8,200	7,408	(792)	-10.69%
Printing	9,900	-	(9,900)	
Repairs & Maintenance	7,500	3,938	(3,562)	-90.45%
Equipment Rental	-	-	-	
Transportation	-	-	-	
Premises Rent	54,000	59,693	5,693	
Other	14,200	7,411	(6,789)	-91.61%
Supplies	21,600	78,095	78,095	100.00%
Equipment	-	-	-	
Sub-Total Indirect Costs	1,349,140	1,535,993	208,453	13.57%
Carryforward	\$ (31,749)	\$ (374,301)	(342,552)	0.00%
Total Indirect	\$ 1,317,391	\$ 1,161,692	\$ (134,099)	-11.54%
Base		\$ 31,405,202	\$ 31,405,202	100.00%
DETS Division Rate	3.98%	3.70%	-0.28%	-7.57%
Department-Wide Rate	7.84%	8.18%	0.34%	4.16%
Statewide Rate	2.47%	2.80%	0.33%	11.79%
Total Rate	14.29%	14.68%	0.39%	2.66%

***THE END***

---

---